

ZULULAND DISTRICT MUNICIPALITY



FINAL SERVICE DELIVERY AND BUDGET IMPLEMENTATION PLAN (SDBIP) FOR THE YEAR ENDING 30 JUNE 2022

2021/2022

CONTENTS

1. Introduction
 - 1.1 Background to the SDBIP
 - 1.2 Purpose of the SDBIP
 - 1.3 Importance of SDBIP
 - 1.4 The Role of Council with regards to the SDBIP
 - 1.5 Role of the Accounting Officer with regards to the SDBIP
 - 1.6 Key components of the 2021/2022 SDBIP
2. Monthly Projections of Revenue to be collected by Source
3. Monthly Projections of Expenditure by Source
4. Monthly Projections of Expenditure and Revenue for each vote
5. Quarterly Projections of Service Delivery Targets and Performance Indicators for each vote
6. Detailed Capital Works Plan
7. Approval by the Honourable Mayor

Introduction

1.1. Background to the SDBIP

In terms of Section 69 (3) (a) of the Municipal Finance Management Act, the Municipal Manager must submit the SDBIP to the Mayor within 14 days after the approval of the Budget. The Mayor must subsequently approve the SDBIP within 28 days after the tabling of the Budget in terms of Section 53 (1) (c) (ii) of the Municipal Finance Management Act. The SDBIP for Zululand District Municipality must be approved by the Mayor within 28 days after tabling of budget as stated in S53 (1) (c) (ii) and it will be monitored and revised quarterly.

1.2. Purpose of the SDBIP

The purpose of the SDBIP can be summarized as follows:

1. It is a vital link between the Mayor and the administration of the municipality;
2. It facilitates the process for holding management accountable for its performance;
3. It is a tool for implementation, management and monitoring; and
4. It further serves as the basis for the performance measurement in service delivery against the year-end targets and the implementation of the budget.

1.3. Importance of the SDBIP

A properly formulated SDBIP will ensure that appropriate information is circulated internally and externally for purposes of monitoring the execution of the budget, and it:

- *Enables the Mayor to monitor the performance of the Municipal Manager,*
- *Municipal Manager to monitor the performance of the senior managers; and*
- *The community to monitor the performance of the municipality.*

It is the excellent mechanism that produces monthly targets that are reported to ensure implementation of the IDP. The SDBIP will also empower all councillors specifically facilitating engagement at ward level and allow them to undertake the appropriate oversight and monitoring of programs. The SDBIP will also measure in-year progress in the implementation of the budget; under spending of budget will be dealt with at early stages because it is reviewed quarterly.

1.4. The Role of Council with regards to the SDBIP

It is vitally important for Council to note that the components of the SDBIP are primary indicators of the municipality's performance on the annual Budget. In this regard, Councillors are encouraged to scrutinize the various components of the SDBIP and to pose questions where it is deemed necessary. This form of in-year reporting should uncover major problems and is aimed at ensuring that the Mayor and the Municipal Manager take the corrective steps when any unanticipated problems arise.

1.5. Role of the Accounting Officer in respect of the SDBIP

The Accounting Officer must:

1. Implement the Budget;
2. Ensure that spending is in accordance with the Budget and ensure that the expenditure is reduced when revenue is anticipated to be less than projected in the Budget or the SDBIP
3. Ensure that revenue and expenditure is properly monitored;
4. Prepare an adjustments Budget when necessary; and
5. Submit the draft SDBIP and draft annual performance agreements for the Municipal Manager and all senior managers.

1.6. The key components of the 2021/2022 SDBIP

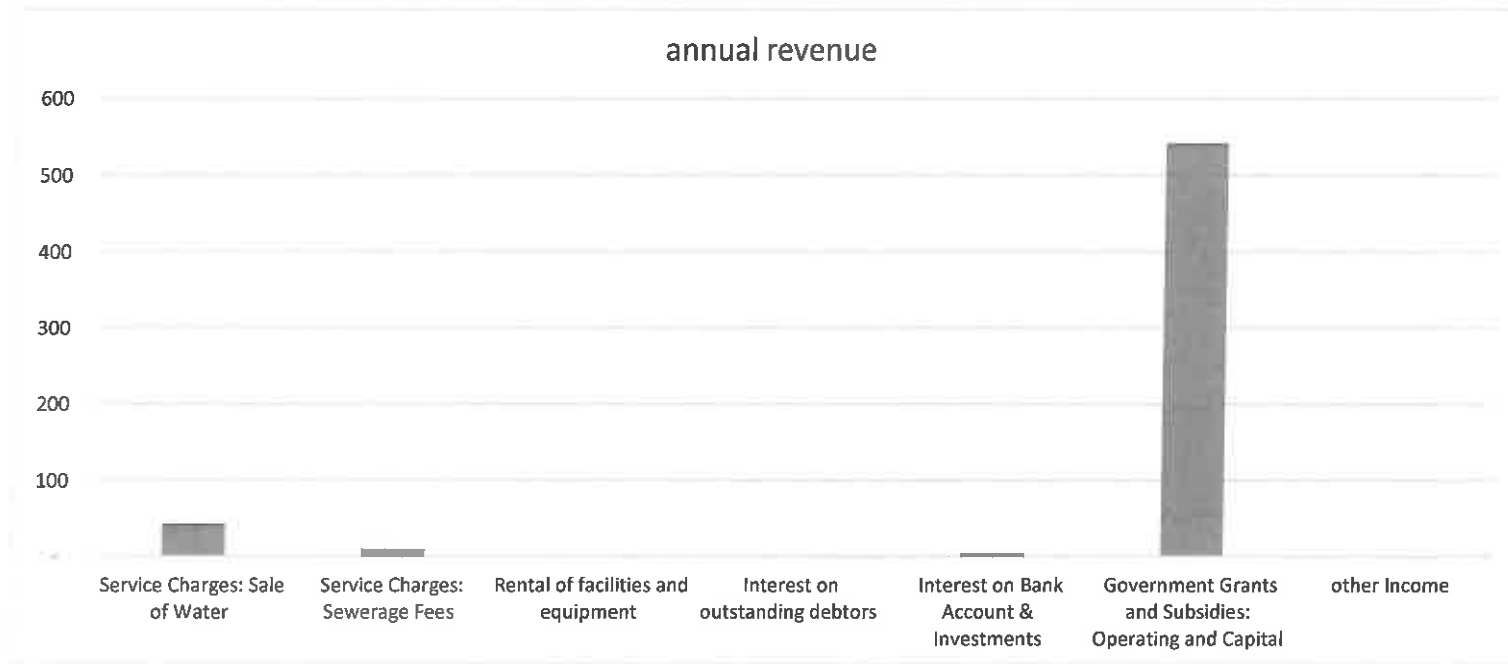
In terms of Circular No. 13 of the MFMA No. 56 of 2003, the SDBIP must contain:

- Monthly projections of revenue to be collected for each source;
- Monthly projections of expenditure by source (not required in terms of this Act);
- Monthly projections of expenditure (operating and capital) and revenue for each vote;
- Quarterly projections of service delivery targets and performance indicators of each vote;
- Detailed capital works plan broken down by ward over three years (Capital Plan)

These components of the SDBIP are discussed below.

2 MONTHLY PROJECTIONS OF REVENUE PER SOURCE

Chart - Projections of Revenue by Source



In terms of Section 15 of the MFMA, a municipality may, except where otherwise provided in this Act,

- incur expenditure only in terms of the approved Budget; and
- within the limits of the amounts appropriated for the different votes in the approved Budget.

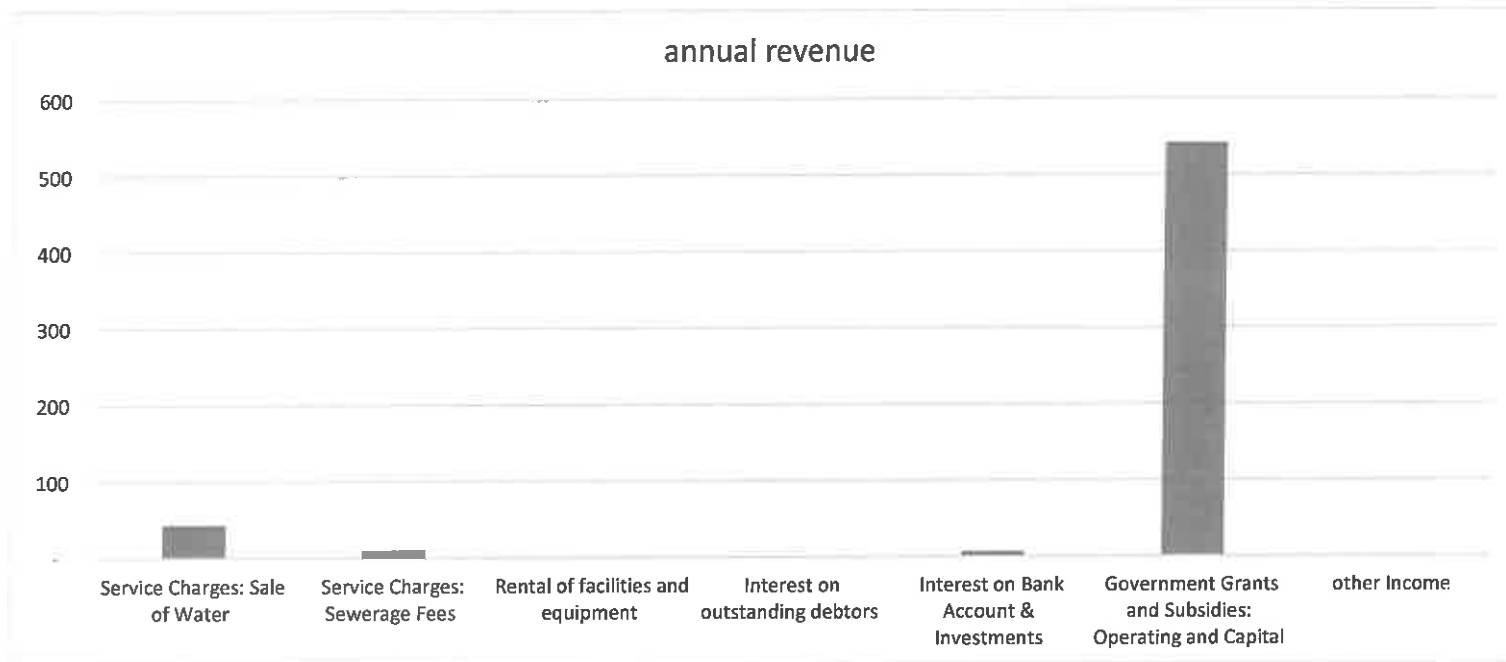
One of the most important and basic priorities of a municipality is to collect all its revenue as budgeted for, failure to collect the revenue will undermine the municipality's ability to deliver services. The SDBIP contains the monthly projections of revenue to be collected per source for the 2021/2022 financial year. The reason for the inclusion of this component of the SDBIP is to ensure that the municipality monitors revenue collected during the quarter as all expenditure to be incurred in terms of the approved Budget must be financed from realistically anticipated revenues to be collected.

The Accounting Officer must monitor the actual revenues received against those projected in the SDBIP and submit explanations of any remedial action to be taken to ensure that projected revenue and expenditure remain within the municipality's approved Budget. This type of information requires the municipality to take urgent remedial steps to ensure it improves on its revenue-collection capacity if it wants to maintain its levels of service delivery and expenditure. The revenue for the financial year 2021/2022 is indicated below as follows:

Monthly projections of total Revenue per Source

The municipality will ensure that it has instituted measures to achieve monthly revenue targets for each revenue source. In order to ensure realistic revenue projections and ultimately balanced budgets, the Zululand District Municipality has to have comprehensive, coherent revenue policies that take into account appropriate service delivery levels, standards, ability to pay and collection efforts.

Chart - Projections of Revenue by Source



**Monthly Projections of Revenue by Source of
Zuilund District Municipality for the year
ended 30 June 2022**

Monthly Projections of Revenue by Source

Revenue by Source	JULY	AUGUST	SEPTEMBER	OCTOBER	NOVEMBER	DECEMBER	JANUARY	FEBRUARY	MARCH	APRIL	MAY	JUNE	TOTAL REVENUE
Service Charges: Sale of Water	3 583 333	3 583 333	3 583 333	3 583 333	3 583 333	3 583 333	3 583 333	3 583 333	3 583 333	3 583 333	3 583 333	3 583 333	43 000 000
Service Charges: Sewerage Fees	916 667	916 667	916 667	916 667	916 667	916 667	916 667	916 667	916 667	916 667	916 667	916 667	11 000 000
Rental of facilities and equipment	17 500	17 500	17 500	17 500	17 500	17 500	17 500	17 500	17 500	17 500	17 500	17 500	210 000
Interest on outstanding debtors	7 083	7 083	7 083	7 083	7 083	7 083	7 083	7 083	7 083	7 083	7 083	7 083	85 000
Interest on Bank Account & Investments	500 000	500 000	500 000	500 000	500 000	500 000	500 000	500 000	500 000	500 000	500 000	500 000	6 000 000
Government Grants and Subsidies : Operating and capital	45 116 583	45 116 583	45 116 583	45 116 583	45 116 583	45 116 583	45 116 583	45 116 583	45 116 583	45 116 583	45 116 583	45 116 583	541 399 000
Other Income	95 667	95 667	95 667	95 667	95 667	95 667	95 667	95 667	95 667	95 667	95 667	95 667	1 148 000
TOTALS	50 236 833	50 236 833	50 236 833	50 236 833	50 236 833	50 236 833	50 236 833	50 236 833	50 236 833	50 236 833	50 236 833	50 236 833	602 842 000

3 MONTHLY PROJECTIONS OF EXPENDITURE PER SOURCE

The monthly projections of expenditure per source is not included in terms of circular No. 13 of the MFMA, but we as Zululand District Municipality have decided to add this component in order to see the movement of expenditure per source on monthly basis to be able to respond promptly and to initiate any remedial steps when necessary.

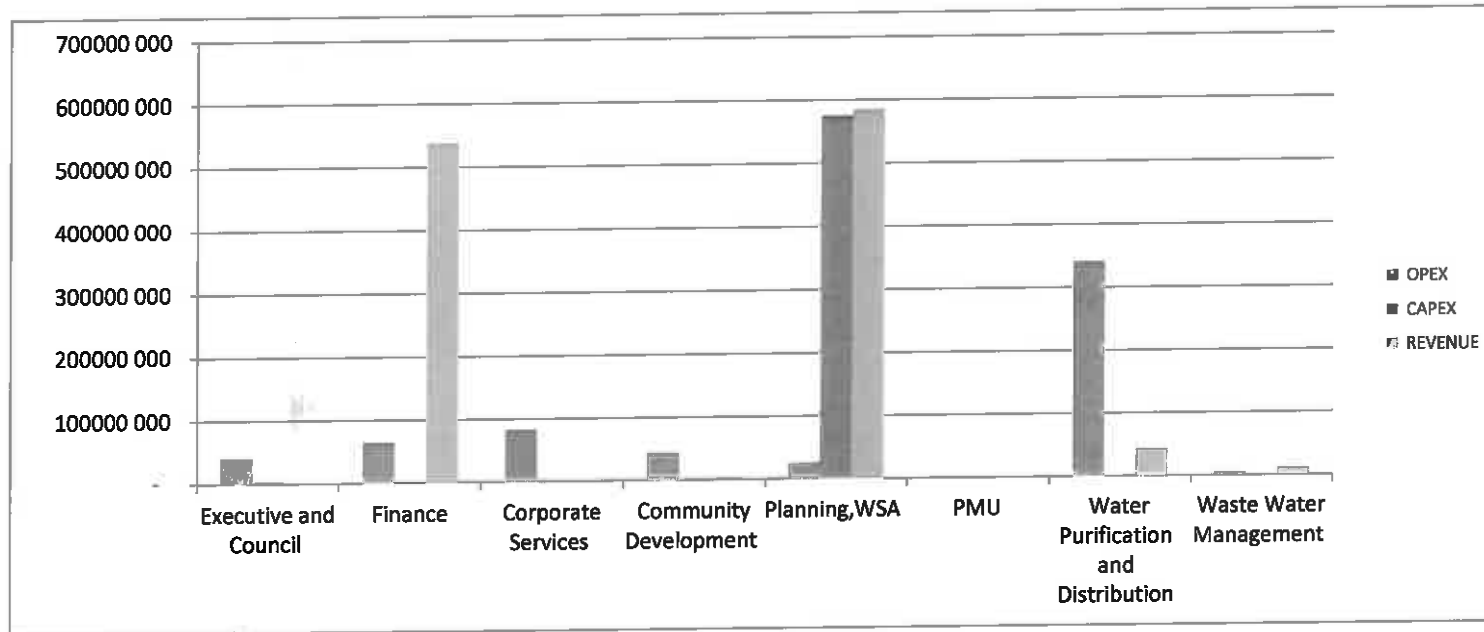
4 ANNUAL PROJECTIONS OF REVENUE & EXPENDITURE PER VOTE

It is important to view expenditure in relation to revenue used to finance it. In this context, it is easy to see when expenditure exceeds Revenue and the necessary remedial steps can then be taken to correct this situation. Failure to monitor expenditure in relation to Revenue will seriously hamper the municipality's ability to achieve its strategic goals for the year.

Annual Projections of Expenditure and Revenue per Vote

Compares the planned revenue and expenditure for the year ended 30 June 2022. It is clear that Zululand District Municipality will spend a lot in the provision of water to the community that it serves.

Chart- projection of Revenue and Expenditure by vote



**Projections of Expenditure & Revenue by Vote
for Zululand District Municipality for the year
ended 30 June 2022**

Projections for expenditure and revenue by vote Department	Operating Exp	CAPITAL EXP	REVENUE
Executive and Council	40 805 746	3 500 000	-
Finance	62 634 641	385 000	536 634 000
Corporate Services	81 003 193	-	-
Community Development	42 211 434	834 000	2 511 000
Planning & WSA	23 772 541	574 058 001	583 670 000
PMU	2 539 268	-	-
Water Purification and Distribution	338 899 237	1 500 000	43 085 000
Waste Water Management	4 756 939		11 000 000
Total	596 622 999	580 277 001	1 176 900 000

5 QUARTERLY PROJECTIONS OF SERVICE DELIVERY TARGETS AND PERFORMANCE INDICATORS OF EACH VOTE

In terms of the SDBIP, Zululand District Municipality is required to provide non-financial measurable performance objectives in the form of service delivery targets and other performance indicators. Service delivery targets relate to the level and standards of service being provided to the community, and include targets for the reductions in backlogs of basic services.

The goals and objectives set by Council as quantifiable outcomes that should be implemented by the administration over the next financial year are indicated on the sheet below.

DEPARTMENTAL SERVICE DELIVERY AND BUDGET IMPLEMENTATION PLAN
CORPORATE SERVICES
FINANCIAL YEAR 2022/23

Strategic Objective(DO)	KPI No.	Key Performance Indicator	Unit of Measure	Formula	Responsible Department	QUARTERLY TARGETS												Assess Target Q1 July 2021 - 30 June 2022	Actual Annual	Target date / reporting frequency	Budget Allocated (2022/23)	Vote No.	STATUS	REASON FOR VARIANCE	INDICATORS TIED TO MUNICIPAL PERFORMANCE	Portfolio of Address			
						Target Q1	09 Sep 2022	Actual Q1	Q1	POE	Target Q2	31 Dec 2022	Actual Q2	Q2	POE	Target Q3	30 June 2022										Actual Q3	Q3	POE
						Target Q4	30 June 2022	Actual Q4	Q4	POE	Target Q1	30 June 2022	Actual Q1	Q1	POE	Target Q2	30 June 2022										Actual Q2	Q2	POE
	22	Number of PMS assessment on the senior Manager	Number	N/A	OMM	1 PMS assessment on the senior Manager					1 PMS assessment on the senior Manager							4 PMS assessment on the senior Manager	Quarterly				Attendance Register						
Investing in a workforce that meets services delivery demand by implementing a culture of continuous learning and improvement	23	Number of students in virtual art	Number	N/A	Community Services	N/A					N/A							10 Student trained in virtual art	30-Jan-23				Class attendance register and production ceremony						
	24	Number of students trained in fashion design	Number	N/A	Community Services	N/A						N/A						15 Student trained in fashion design	30-Jun-22				Class attendance register and production ceremony						
Optimize workforce productivity by facilitating a culture of public service and accountability amongst employees	25	Date Internal Audit Plan 2022/2023 submitted to audit committee, for adoption	Date	N/A	OMM	N/A					N/A							31 Dec-21 Internal Audit Plan 2021/2022 submitted to audit committee, for adoption	31-Dec-21				Internal Audit Plan						
	26	Number of Internal Audit reports submitted to the Audit committee	Number	N/A	OMM	1 Internal Audit reports submitted to the Audit committee					1 Internal Audit reports submitted to the Audit committee							4 Internal Audit reports submitted to the Audit committee	Quarterly				IA reports						
	27	Date Service delivery charter submitted to council	Date	N/A	Corporate Services	N/A						N/A						30-Jan-22 Service delivery charter submitted to council	30-Jan-22				Acknowledgment of receipt						
	28	Number of Audit committee meetings coordinated	Number	N/A	OMM	1 Audit committee meetings coordinated						1 Audit committee meetings coordinated						4 Audit committee meetings coordinated	Quarterly				Agenda and Minutes						
	29	Date of employment equity plan reports submitted to Department of Labour	Date	N/A	Corporate Services	N/A						N/A						15-Jan-22 employment equity plan reports submitted to Department of Labour	15-Jan-22				Proof of submission						
	30	Number of policy workshops conducted on ZDM employees	Number	N/A	Corporate Services	1 workshops conducted on ZDM employees						1 workshops conducted on ZDM employees						4 workshops conducted on ZDM employees	Quarterly				Attendance Register & copy of ppt						
Monitor, review and progressively improve service delivery performance through improvement of business processes and systems, performance tracking, risk management and oversight	31	Number of employees trained on Balboia principles	Number	N/A	Corporate Services	30 employees trained on Balboia principles						30 employees trained on Balboia principles						120 employees trained on Balboia principles	Quarterly				WSP Reports AFS						
	32	Number of employment equity report submitted to council	Number	N/A	Corporate Services	1 employment equity report submitted to council						N/A						1 employment equity report submitted to council					Council resolution						
	33	Number workshops conducted on labour relations matters to ZDM employees	Number	N/A	Corporate Services	1 Workshops conducted on labour relations matters to ZDM employees						1 Workshops conducted on labour relations matters to ZDM employees						4 Workshops conducted on labour relations matters to ZDM employees					Attendance Register & copy of ppt						
	34	Date 2022/2023 ZDM programme approved by council	Date	N/A	Corporate Services	N/A						N/A						30 June 2022, Date 2022/2023 ZDM programme approved by council	30-Jun-22, Date 2022/2023 ZDM programme approved by council				Council Resolution						

NPA 2 MUNICIPAL FINANCIAL VIABILITY AND MANAGEMENT

MUNICIPAL FINANCIAL VIABILITY AND MANAGEMENT

Strategic Objective(DO)	KPI No.	Key Performance Indicator	Unit of Measure	Formula	Responsible Department	QUARTERLY TARGETS												Assess Target Q1 July 2021 - 30 June 2022	Actual Annual	Target date / reporting frequency	Budget Allocated (2022/23)	Vote No.	STATUS	REASON FOR VARIANCE	INDICATORS TIED TO MUNICIPAL PERFORMANCE	Portfolio of Address			
						Target Q1	30 Sep 2022	Actual Q1	Q1	POE	Target Q2	30 Dec 2022	Actual Q2	Q2	POE	Target Q3	30 APR 2022										Actual Q3	Q3	POE
						Target Q4	30 Sep 2022	Actual Q4	Q4	POE	Target Q1	30 APR 2022	Actual Q1	Q1	POE	Target Q2	30 APR 2022										Actual Q2	Q2	POE
Establish and maintain a healthy financial state by maintaining a balance between assets and debts, operational efficiency, managing operating expenditure and increasing revenue	35	MFAA 54(1) Date of Submission of Sec 72 Mid Year Performance Assessment to the Council	Date	N/A	All	N/A												2021/01/23 MFAA 54 (1) Date of Submission of Sec 72 Mid Year Performance Assessment to the Council						Proof of submission					
	36	Percentage of disconnections implemented to identified non-paying customers per quarter	Percentage	N/A	Budget & Treasury	100 % of disconnections implemented to identified non-paying customers per quarter						100 % of disconnections implemented to identified non-paying customers per quarter						100 % of disconnections implemented to identified non-paying customers per quarter	Quarterly					Disconnection report					
	37	Date adjusted budget submitted to council	Date	N/A	Budget & Treasury	28 February 2022 Date adjustment Budget submitted to council						N/A						28 February 2022 Date adjustment Budget submitted to council	28 February 2022					Council Resolution					
	38	MFAA 54(1) Submission of Sec 72 Mid Year Performance Assessment to the Mayor PT and NT	Date	N/A	Budget & Treasury	N/A						N/A						25-Jan-22 MFAA 54(1) Submission of Sec 72 Mid Year Performance Assessment to the Mayor PT and NT	25-Jan-22					Proof of submission					
	39	Number of reports on irregular Expenditure monitoring submitted to MPAC and Audit Committee	Number	N/A	Budget & Treasury	1 reports on irregular Expenditure monitoring submitted to MPAC and Audit Committee						1 reports on irregular Expenditure monitoring submitted to MPAC and Audit Committee						4 reports on irregular Expenditure monitoring submitted to MPAC and Audit Committee	Quarterly					Agenda					
Manage, monitor and review existing financial systems to support effective budget monitoring and compliance	40	Date operational procurement plan submitted to MANDCO	Date	N/A	Budget & Treasury	31-Aug-21 Consolidated procurement plan submitted to MANDCO						N/A						31-Aug-21 Consolidated procurement plan submitted to MANDCO	31-Aug-21					Agenda					
	41	Number of SCM quarterly reports submitted.	Number	N/A	Budget & Treasury	1 SCM quarterly reports submitted.						1 SCM quarterly reports submitted.						4 SCM quarterly reports submitted.	Quarterly					Council resolutions					
	42	Number of verification reports on movable assets submitted to finance portfolio committee	Number	N/A	Budget & Treasury	1 verification reports on movable assets submitted to finance portfolio committee						1 verification reports on movable assets submitted to finance portfolio committee						4 verification reports on movable assets submitted to finance portfolio committee	Quarterly					Agenda					
43	Number of updated assets register submitted to finance committee	Number	N/A	Budget & Treasury	3 updated assets register submitted to finance committee						3 updated assets register submitted to finance committee						12 updated assets register submitted to finance committee	Monthly					Updates FAR						
44	Percentage of expenditure on conditional grants	Percentage	N/A	Budget & Treasury	N/A						N/A							100% expenditure on conditional grants	30 June 2022					Expenditure report					

DEPARTMENTAL SERVICE DELIVERY AND BUDGET IMPLEMENTATION PLAN
CITY OF HOUSTON
FINANCIAL YEAR 2023/2024

Strategic Objective(SO)	Key Performance Indicator	Unit of Measure	Formula	Responsible Department	QUANTITATIVE TARGETS												Annual Target 01 July 2023 - 30 June 2024	Actual Annual	Target date / reporting frequency	Budget Allocated (2023/24)	Notes	STATUS	REASON FOR VARIANCE	MEASURES TAKEN TO IMPROVE PERFORMANCE	Portfolio of Evidence				
					Target Q1	30 Sep 2023	Actual Q1	POE	Target Q2	30 Dec 2023	Actual Q2	POE	Target Q3	30 Mar 2024	Actual Q3	POE										Target Q4	30 June 2024	Actual Q4	POE
49	Percentage of Collection Rate achieved per quarter	Percentage	N/A	Budget & Treasury	90% Collection Rate achieved per quarter				90% Collection Rate achieved per quarter					90% Collection Rate achieved per quarter							Collection Report								
	Percentage of Actual repairs and maintenance budget spent	Percentage	Actual RA M/V/subject/RAA	DBM	20% Actual repairs and maintenance budget spent				20% Actual repairs and maintenance budget spent					20% Actual repairs and maintenance budget spent							Expenditure report								
	Number of updated contracts register submitted to MANCCO & Portfolio	Number	N/A	Budget & Treasury	3 updated contracts register submitted to MANCCO & Portfolio				3 updated contracts register submitted to MANCCO & Portfolio					3 updated contracts register submitted to MANCCO & Portfolio							Agenda								

GOOD GOVERNANCE AND PUBLIC PARTICIPATION

Strategic Objective(SO)	Key Performance Indicator	Unit of Measure	Formula	Responsible Department	QUANTITATIVE TARGETS												Annual Target 01 July 2023 - 30 June 2024	Actual Annual	Target date / reporting frequency	Budget Allocated (2023/24)	Notes	STATUS	REASON FOR VARIANCE	MEASURES TAKEN TO IMPROVE PERFORMANCE	Portfolio of Evidence
					Target Q1	Actual Q1	POE	Target Q2	Actual Q2	POE	Target Q3	Actual Q3	POE	Target Q4	Actual Q4	POE									
46	Number of LED awareness events held to market municipal programmes per quarter	Number	N/A	Community Services	1 LED awareness events held to market municipal programmes per quarter				1 LED awareness events held to market municipal programmes per quarter					1 LED awareness events held to market municipal programmes per quarter							Register of attendance & Pictures				
	Number of Municipal Health awareness campaigns per quarter	Number	N/A	Community Services	1 Municipal Health awareness campaigns per quarter				1 Municipal Health awareness campaigns per quarter					1 Municipal Health awareness campaigns per quarter							Register of attendance & Pictures				
	Number of disaster awareness campaigns held per quarter	Number	N/A	Corporate Services	1 disaster awareness campaigns held per quarter				1 disaster awareness campaigns held per quarter					1 disaster awareness campaigns held per quarter							Register of attendance & Pictures				
	Number of federal partners inspected within ZOM	Number	N/A	Community Services	12 Federal partners inspected within ZOM				12 Federal partners inspected within ZOM					12 Federal partners inspected within ZOM							Inspection Report				
	Number of water samples within ZOM collected for independent laboratory testing	Number	N/A	Community Services	15 Water samples within ZOM collected for independent laboratory testing				15 Water samples within ZOM collected for independent laboratory testing					15 Water samples within ZOM collected for independent laboratory testing								Lab result			
	Number of food premises inspected within ZOM per quarter	Number	N/A	Community Services	40 food premises inspected within ZOM per quarter				40 food premises inspected within ZOM per quarter					40 food premises inspected within ZOM per quarter								Inspection Register			
	Number of food samples within ZOM collected for independent laboratory testing	Number	N/A	Community Services	15 food samples within ZOM collected for independent laboratory testing				15 food samples within ZOM collected for independent laboratory testing					15 food samples within ZOM collected for independent laboratory testing								Lab results			
48	Number of Provincial monthly statistics report submitted to Provincial Department of Health	Number	N/A	Community Services	3 Provincial monthly statistics report submitted to Provincial Department of Health				3 Provincial monthly statistics report submitted to Provincial Department of Health					3 Provincial monthly statistics report submitted to Provincial Department of Health							Submission Report				
	Date of Reviewed Municipal Health Operational Plan table to Council	Date	N/A	Community Services	N/A				N/A					30 June 2023 Date of Reviewed Municipal Health Operational Plan table to Council							Council Resolution				
47	Data the budget schedule of any deadlines to be submitted to Council	Date	N/A	Budget & Treasury	N/A				N/A					31 May 2023 Date Final Budget approved by Council							Council Resolution				
	Number of integrated grant expenditure reports submitted to the Department of Public Works	Number	N/A	Community services	3 Integrated grant expenditure reports submitted to the Department of Public Works				3 Integrated grant expenditure reports submitted to the Department of Public Works					3 Integrated grant expenditure reports submitted to the Department of Public Works							Confirmation of receipts and reports submitted				
	Number of WSP report submitted to LG&TA	Number	N/A	Corporate services	N/A				N/A					1 WSP report submitted to LG&TA							Report and Proof of submission				
49	Date M16 - Year - Budget and Performance Assessments review submitted to Mayor, PTM HT	Date	N/A	Budget & Treasury	N/A				N/A					31 January 2023 M16 - Year - Budget and Performance Assessments review submitted to Council							Council Resolution				
	Number of employment equity report submitted to Council	Number	N/A	Corporate services	N/A				N/A					1 employment equity report submitted to Council							Council resolutions				
50	Number of monthly budget statements (M16 reports) submitted to Finance Portfolio and National Treasury	Number	N/A	Budget & Treasury	3 monthly budget statements (M16 reports) submitted to Finance Portfolio and National Treasury				3 monthly budget statements (M16 reports) submitted to Finance Portfolio and National Treasury					3 monthly budget statements (M16 reports) submitted to Finance Portfolio and National Treasury							Proof of submission and copy of SEC73				
	Date APS submitted to AG	Date	N/A	Budget & Treasury	N/A				N/A					31 October 2023 Date APS submitted to AG							Proof of submission and copy of APS				
51	Number of MCCA data strings submitted to LG portal.	Number	N/A	Budget & Treasury	3 MCCA data strings submitted to LG portal.				3 MCCA data strings submitted to LG portal.					3 MCCA data strings submitted to LG portal.							Proof of submission				
	Number of sec 32 reports submitted to the Mayor & HT	Number	N/A	Budget & Treasury	1 sec 32 reports submitted to the Mayor & HT				1 sec 32 reports submitted to the Mayor & HT					1 sec 32 reports submitted to the Mayor & HT							Proof of submission				

DEPARTMENTAL SERVICE DELIVERY AND BUDGET IMPLEMENTATION PLAN
CORPORATE SERVICES
FINANCIAL YEAR 2023/2024

Strategic Objective(S)	KPI No.	Key Performance Indicator	Unit of Measure	Formula	Responsible Department	QUARTERLY TARGETS												Assessed Target 01 July 2023 30 June 2022	Actual Annual	Target date / reporting frequency	Budget Allocated (2023/24)	Vote No.	STATUS	REASON FOR VARIANCE	MEASURES TAKEN TO IMPROVE PERFORMANCE	Portfolio of Evidence	
						Target Q1	30 Sep 2022	Actual Q1	POE	Target Q2	30 Dec 2022	Actual Q2	POE	Target Q3	31 Mar 2023	Actual Q3	POE										Target Q4
Systematic development and/or review and monitoring implementation of all municipal policies, bylaws, strategies, plans and frameworks in line with any applicable legislation	47	Number of Sec 66 reports submitted to the Mayor & MT	Number	N/A	Budget & Treasury	3 Sec 66 reports submitted to the Mayor & MT				3 Sec 66 reports submitted to the Mayor & MT				3 Sec 66 reports submitted to the Mayor & MT			12 Sec 66 reports submitted to the Mayor & MT	Monthly						Proof of submission			
	48	Number of Municipal Manager Technical R/R / DOM meetings held	Number	N/A	OMM	3 Municipal Manager Technical R/R / DOM meetings held				3 Municipal Manager Technical R/R / DOM meetings held				3 Municipal Manager Technical R/R / DOM meetings held			4 Municipal Manager Technical R/R / DOM meetings held	Quarterly							Agenda and Minutes		
	49	Number of Back to basic reports submitted to COGTA	Number	N/A	OMM	1 Back to basic reports submitted to COGTA				1 Back to basic reports submitted to COGTA				1 Back to basic reports submitted to COGTA			4 Back to basic reports submitted to COGTA	Quarterly							Proof of submission		
	70	Date Submission of WSG and RBG Annual Implementation Plan to DWS	Date		Planning Services	N/A				N/A							19 June 2022 Submission of WSG and RBG Annual Implementation Plan to DWS								Internal	Proof of submission or copy of report	
	71	Date of submission of PMU Business Plan to KZN-COGTA	Date		Planning Services	N/A				N/A							30 April 2022 Submission of PMU Business Plan to KZN-COGTA								Internal	Proof of submission or copy of report	
	72	Date Submission of a Three Year Performance Implementation Plan to COG	Date		Planning Services	N/A				N/A							2022/23/24 Submission of a Three Year Performance Implementation Plan to COG								Internal	Proof of Submission or copy of report	
	73	Number of MRC Claims uploads onto MRS MIS and submission of the MRC Expenditure and Commitments Schedule (MRCES) to KZN-COGTA	Number		Planning Services	3 MRC Claims uploads onto MRS MIS and submission of the MRC Expenditure and Commitments Schedule (MRCES) to KZN-COGTA				3 MRC Claims uploads onto MRS MIS and submission of the MRC Expenditure and Commitments Schedule (MRCES) to KZN-COGTA							3 MRC Claims uploads onto MRS MIS and submission of the MRC Expenditure and Commitments Schedule (MRCES) to KZN-COGTA	Quarterly								Proof of Submission or copy of report	
	74	Number of Submittal of WSG and RBG CPE Report to DWS	Number		Planning Services	1 Submittal of WSG and RBG CPE Report to DWS				1 Submittal of WSG and RBG CPE Report to DWS							1 Submittal of WSG and RBG CPE Report to DWS	Quarterly								Proof of Submission or copy of report	
	78	Date MRS Annual Performance Evaluation Report submitted to COGTA	Date		Planning Services	2022/23 MRS Annual Performance Evaluation Report submitted to COGTA				N/A							2022/23 MRS Annual Performance Evaluation Report submitted to COGTA	15-Aug-21								Proof of Submission or copy of report	
	78	Number of MRS Expenditure Proof of Payments to DCOG on MRS MIS	Number		Planning Services	3 MRS Expenditure Proof of Payments to DCOG on MRS MIS				3 MRS Expenditure Proof of Payments to DCOG on MRS MIS							3 MRS Expenditure Proof of Payments to DCOG on MRS MIS	Quarterly								Proof of Submission or copy of report	
77	Number of Submittal WSG and RBG Monthly Reports (MR) to DWS	Number		Planning Services	3 Submittal WSG and RBG Monthly Reports (MR) to DWS				3 Submittal WSG and RBG Monthly Reports (MR) to DWS							3 Submittal WSG and RBG Monthly Reports (MR) to DWS	Quarterly								Proof of Submission or copy of report		
78	Number of Provincial Council for AIDS (PCA) reports generated for submission to CTP within 20th	Number		Community Services	1 Provincial Council for AIDS (PCA) reports generated for submission to CTP within 20th				1 Provincial Council for AIDS (PCA) reports generated for submission to CTP within 20th							1 Provincial Council for AIDS (PCA) reports generated for submission to CTP within 20th	Quarterly								Agenda and Attendance Register		
79	Number of EPWP Forums conducted	Number		Community Services	1 EPWP Forums conducted				1 EPWP Forums conducted							1 EPWP Forums conducted	Quarterly								Attendance register/ memorandum of Virtual meeting		
80	Date of submission on narrative Annual Report on EPWP to Public Works	Date		Community Services	15-Nov-23 submission on narrative Annual Report on EPWP to Public Works				N/A							15-Nov-23 submission on narrative Annual Report on EPWP to Public Works	15-Feb-21								Admission of receipts and reports submitted		
81	Date Annual report adopted by Council	Date		Planning Services	N/A				N/A							31 Jan 2022 Annual report adopted by Council	31 Jan 2022								Council Resolution		
82	Date final SOWP submitted to the Mayor	Date		OMM	N/A				N/A							28 June 2022 Date final SOWP submitted to the Mayor	28 June 2022								Signed SOWP by the Mayor		
Systematic development and/or review and monitoring implementation of all municipal policies, bylaws, strategies, plans and frameworks in line with any applicable legislation	83	Date performance agreements for Senior Managers submitted to COGTA	Date		OMM	31-Jul-21 performance agreements for Senior Managers submitted to COGTA				N/A						31-Jul-21 performance agreements for Senior Managers submitted to COGTA	31-Jul-21									Acknowledgement letter	
	84	Date performance agreements for Senior Managers published	Date		OMM	18 August 2021 performance agreements for Senior Managers published				N/A							15 August 2021 performance agreements for Senior Managers published	15-Aug-21								Notice/ Publication (Advert)	
	85	Date Annual Performance Report submitted to AG	Date		OMM	N/A				N/A							31 Aug 2021 Date Annual Performance Report submitted to AG	31-Aug-21								Proof of submission	
Systematic development and/or review and monitoring implementation of all municipal policies, bylaws, strategies, plans and frameworks in line with any applicable legislation	86	MFRS Sec 34 (2)(g) % of incremental services provided in relation to Audit Committee meetings held	Number		Corporate Services	1 MFRS Sec 34 (2)(g) % of incremental services provided in relation to Audit Committee meetings held				1 MFRS Sec 34 (2)(g) % of incremental services provided in relation to Audit Committee meetings held						1 MFRS Sec 34 (2)(g) % of incremental services provided in relation to Audit Committee meetings held	Quarterly									Agenda and Minutes	
	87	Number of EXCO Meetings coordinated	Number		Corporate Services	1 EXCO Meetings coordinated				1 EXCO Meetings coordinated						1 EXCO Meetings coordinated	Quarterly									Agenda and Minutes	
	88	MFRS Sec 34 (2)(g) % of incremental services provided in relation to Audit Committee meetings coordinated	Number		Corporate Services	4 Number of portfolio committee meetings coordinated				4 Number of portfolio committee meetings coordinated						4 Number of portfolio committee meetings coordinated	Quarterly									Meeting Notice and or agenda	
	89	Number of MPAC meetings coordinated	Number		Corporate Services	1 MPAC meetings coordinated				1 MPAC meetings coordinated							1 MPAC meetings coordinated	Quarterly									Agenda and Minutes
	90	Number of Corporate Portfolio Committee	Number		Corporate Services	1 Corporate Portfolio Committee				1 Corporate Portfolio Committee							1 Corporate Portfolio Committee	Quarterly									Meeting Notice and or agenda
	91	MFRS Sec 34 (2)(g) % of incremental services provided in relation to Audit Committee meetings held	Date		Corporate Services	N/A				N/A							1 MFRS Sec 34 (2)(g) % of incremental services provided in relation to Audit Committee meetings held	30-Jun-21									Council Resolutions

DEPARTMENTAL SERVICE DELIVERY AND BUDGET IMPLEMENTATION PLAN
CORPORATE SERVICES
FINANCIAL YEAR 2024/2025

Strategic Objective(S)	KPI No.	Key Performance Indicator	Unit of Measure	Formula	Responsible Department	QUARTERLY TARGETS												Annual Target 01 July 2021 to 30 June 2022	Actual Annual	Target date / reporting frequency	Budget Allocated (2024/25)	Vote No.	ESX/RE	REASON FOR VARIANCE	MIGRATES TARGET TO IMPROVING PERFORMANCE	Portfolio of Deliverables				
						Target Q1	30 Sep 2023	Actual Q1	POE	Target Q2	31 Dec 2023	Actual Q2	POE	Target Q3	31 Mar 2024	Actual Q3	POE										Target Q4	30 June 2024	Actual Q4	POE
Systematic development and or review and monitoring implementation of all municipal policies, bylaws, strategies, plans and frameworks in line with any applicable legislation	83	Number of portfolio committee meetings coordinated	Number	N/A	Corporate Services	1 portfolio committee meetings coordinated				1 portfolio committee meetings coordinated				1 portfolio committee meetings coordinated			4 Number of portfolio committee meetings coordinated	Quarterly				Agenda and Minutes								
	83	Number of ICT steering committee meetings held	Number	N/A	Corporate Services	1 ICT steering committee meetings held				1 ICT steering committee meetings held				1 ICT steering committee meetings held			4 Number of ICT steering committee meetings held	Quarterly				Agenda and Minutes								
	84	Date of telephone system installation at ZDM water treatment plants	Date	N/A	Corporate Services	N/A				31 Dec 2023 telephone system installation at ZDM water treatment plants				N/A			31 Dec 2023 telephone system installation at ZDM water treatment plants	31-Dec-23				Certificate of Completion								
	85	Date Meterics systems and infrastructure installed in all ZDM offices	Date	N/A	Corporate Services	N/A				31 March 2023 Meterics systems and infrastructure installed in all ZDM offices				N/A			31 March 2023 Meterics systems and infrastructure installed in all ZDM offices	31-Mar-23				Certificate of Completion								
	85	Number ICT reports submitted to MAMCO	Number	N/A	Corporate Services	3 ICT reports submitted to MAMCO				3 ICT reports submitted to MAMCO				3 ICT reports submitted to MAMCO			3 ICT reports submitted to MAMCO	Quarterly				MAMCO & Audit Committee Agenda								
	87	Date the budget schedule of key decisions to be submitted to Council	DATE	N/A	Budget & Treasury	31-Aug-21 Budget schedule of key decisions to be submitted to Council				N/A				N/A			30-Aug-21 Budget schedule of key decisions to be submitted to Council	30 August 2021				Council Resolution								
	88	Number of consolidated Meter Readers reports performed	Number	N/A	Budget & Treasury	3 consolidated Meter Readers reports performed				3 consolidated Meter Readers reports performed				3 consolidated Meter Readers reports performed			3 consolidated Meter Readers reports performed	Quarterly				Actual reports								
	89	Date adjustment Budget submitted to council	Date	N/A	Budget & Treasury	N/A				28-Feb-22 adjustment Budget submitted to council				N/A			28-Feb-22 adjustment Budget submitted to council	28-Feb-22				Council Resolution								
	100	Date draft Budget submitted to Council	DATE	N/A	Budget & Treasury	N/A				31-Mar-22 Draft Budget submitted to Council				N/A			31-Mar-22 Draft Budget submitted to Council	31 March 2022				Council Resolution								
	101	Date Final Budget approved by Council	DATE	N/A	Budget & Treasury	N/A				N/A				N/A			30-Jan-22 Final Budget approved by Council	30 June 2022				Council Resolution								
	102	Date draft budget related policies submitted	DATE	N/A	Budget & Treasury	N/A				31-Mar-22 Draft budget related policies submitted				N/A			31-Mar-22 Draft budget related policies submitted	31-Mar-22				Council Resolution								
	103	Date final budget related policies submitted	DATE	N/A	Budget & Treasury	N/A				N/A				N/A			30-Apr-22 Final budget related policies submitted	30-Apr-22				Council Resolution								
	104	Number of Section 11 reports submitted to council and HT	Number	N/A	Budget & Treasury	1 Section 11 reports submitted to council and HT				1 Section 11 reports submitted to council and HT				1 Section 11 reports submitted to council and HT			4 Section 11 reports submitted to council and HT	Quarterly				Council Resolution/Proof of submission								
	Systematic development and or review and monitoring implementation of all municipal policies, bylaws, strategies, plans and frameworks in line with any applicable legislation	105	Number of monthly budget statements (S71 reports) submitted to Mayor, Provincial Treasury and National Treasury	Number	N/A	Budget & Treasury	3 monthly budget statements (S71 reports) submitted to Mayor, Provincial Treasury and National Treasury				3 monthly budget statements (S71 reports) submitted to Mayor, Provincial Treasury and National Treasury				3 monthly budget statements (S71 reports) submitted to Mayor, Provincial Treasury and National Treasury			12 monthly budget statements (S71 reports) submitted to Mayor, Provincial Treasury and National Treasury	Quarterly				S71 Report, Proof of submission							
106		Number of sec 51 reports submitted to the Mayor	Number	N/A	Budget & Treasury	1 sec 51 report submitted to the Mayor				1 sec 51 report submitted to the Mayor				1 sec 51 report submitted to the Mayor			4 sec 51 reports submitted to the Mayor	Quarterly				Proof of submission								
107		Number of Sec 66 reports submitted to the Mayor & HT	Number	N/A	Budget & Treasury	3 Sec 66 reports submitted to the Mayor & HT				3 Sec 66 reports submitted to the Mayor & HT				3 Sec 66 reports submitted to the Mayor & HT			12 Sec 66 reports submitted to the Mayor & HT	Quarterly				Proof of submission								
108		Date reports on section 13 of the MPA submitted to AG	Number	N/A	Budget & Treasury	31-Jul-22 Reports on section 13 of the MPA submitted to AG				N/A				N/A			31-Jul-22 Reports on section 13 of the MPA submitted to AG	31-Jul-22				Proof of submission								
109		Date corrective action plan developed	Date	N/A	Budget & Treasury	N/A				N/A				N/A			01-Apr-22 corrective action plan developed	01-Apr-22												
110		Date AFS submitted to AG	Date	N/A	Budget & Treasury	N/A				31-Aug-21 AFS submitted to AG				N/A			31-Aug-21 AFS submitted to AG	31-Aug-21												
111		Date AFS encompassed "clean" audit report achieved	Date	N/A	Budget & Treasury	N/A				N/A				N/A			01-Apr-22 AFS encompassed "clean" audit report achieved	01-Apr-22												
Promote transparent and accountable governance through regular community engagements	112	Percentage of resolved issues as per corrective action plan targets	Percentage	N/A	Budget & Treasury	N/A				N/A				N/A		100% resolved issues as per corrective action plan targets	30-Apr-22													
	113	Date unaffiliated audit opinion 2019/2020 achieved	Date	N/A	AG	N/A				N/A				N/A			30 Nov 2021 Date unaffiliated audit opinion 2019/2020 achieved	30-Nov-21				AG report								
	114	Date Final 21/22 IDP framework plan submitted to Council	Date	N/A	Planning Services	N/A				31 Dec 2021 Final 21/22 IDP framework plan submitted to the Portfolio				N/A			31 Dec 2021 Final 21/22 IDP framework plan submitted to the Portfolio					Agenda and Minutes								
115	Date Final 21/22 IDP process plan submitted to the Council	Date	N/A	Planning Services	N/A				11 Aug 2021 Final 21/22 IDP process plan submitted to the Portfolio				N/A			31 Aug 2021 Final 21/22 IDP process plan submitted to the Portfolio					Agenda and Minutes									
116	Date Final 21/22 IDP submitted to Council	Date	N/A	Planning Services	N/A				N/A				N/A			31 May 21 Final 21/22 IDP submitted to the Portfolio					Agenda and Minutes									

LOCAL ECONOMIC DEVELOPMENT																										
LOCAL ECONOMIC DEVELOPMENT																										
Strategic Objective(S)	KPI No.	Key Performance Indicator	Unit of Measure	Formula	Responsible Department	Target Q1	Actual Q1	POE	Target Q2	Actual Q2	POE	Target Q3	Actual Q3	POE	Target Q4	Actual Q4	POE	Annual Target 01 July 2021 to 30 June 2022	Actual Annual	Target date / reporting frequency	Budget Allocated	Vote No.	ESX/RE	REASON FOR VARIANCE	MIGRATES TARGET TO IMPROVING PERFORMANCE	Portfolio of Deliverables
Promote the establishment of strategic tourism Refuges and extensions of the District, while actively facilitating the development of sustainable, focused and operational tourism assets	117	Date Tourism & Marketing Strategy submitted to Council	Date	N/A	Community Services	N/A			N/A									30-Apr-21 Tourism & Marketing Strategy submitted to Council	30-Apr-21							Council Resolution
Build the capacity of emerging farmers to market products through transformation of the local economy and local marketing and harvesting and/or commodity value chains	118	Number of Co-Ops assisted through the ZDM and UENZ MOU	Number	N/A	Community Services	25 of Co-Ops through the ZDM and UENZ MOU			18 of Co-Ops through the ZDM and UENZ MOU			15 of Co-Ops through the ZDM and UENZ MOU			28 of Co-Ops through the ZDM and UENZ MOU			20 of Co-Ops through the ZDM and UENZ MOU	20 of Co-Ops through the ZDM and UENZ MOU	Quarterly						List of trained Co-Op and Farmers

DEPARTMENTAL SERVICE DELIVERY AND BUDGET IMPLEMENTATION PLAN
CORPORATE SERVICES
FINANCIAL YEAR 2020/2021

Strategic Objective(s)	KPI No	Key Performance Indicator	Unit of Measure	Remarks	Responsible Department	QUARTERLY TARGETS												Annual Target 01 July 2021 - 30 June 2021	Actual Annual	Target date / Reporting Frequency	Budget Allocated (2020/21)	Vote No.	STATUS	REASON FOR VARIANCE	MILESTONES TIED TO BUDGETARY PERFORMANCE	Portfolio of the Memo
						Target Q1 30 Sep 2021	Actual Q1	POE	Target Q2 31 Dec 2021	Actual Q2	POE	Target Q3 31 Mar 2021	Actual Q3	POE	Target Q4 30 Jun 2021	Actual Q4	POE									
	119	Number of jobs created through the Municipal EPWP initiatives including capital projects	Number	N/A	Cooperation Services	N/A			N/A			N/A					1870 of jobs created through the Municipal EPWP initiatives including capital projects		1870 of jobs created through the Municipal EPWP initiatives including capital projects							Report received from the EPWP system
	120	Number of Reports on Implementation of Indigent Policy	Number	N/A	Budget & Treasury	3 Reports on Implementation of Indigent Policy			3 Reports on Implementation of Indigent Policy			3 Reports on Implementation of Indigent Policy					3 Reports on Implementation of Indigent Policy		3 Reports on Implementation of Indigent Policy							Copy of Indigent Policy report
	121	Number of jobs maintained through the EPWP Integrated grant projects	Number	N/A	Community Services	N/A			N/A			N/A					300 of jobs maintained through the EPWP Integrated grant projects		300 of jobs maintained through the EPWP Integrated grant projects							List of participants returned from HR system
	122	Data support plan of Emerging Farmer and SMME tabled to Council	Date	N/A	Community Services	N/A			N/A			N/A					30 Jun 21 support plan of Emerging Farmer and SMME tabled to Council		30 Jun 21 support plan of Emerging Farmer and SMME tabled to Council							Council Resolution

Municipal Manager _____

6. DETAILED CAPITAL WORKS PLAN AND WARD INFORMATION

MIG

Vote Number	Vote Description	Initial Budget
2015644502089WP4ZZ30	PMU SUPPORT	11 955 550.00
2015644942089WS1ZZ20	CONTR: SEWER SERV - RURAL EDUMBE	5 033 528.78
2015644942089WS2ZZ30	CONTR: SEWER SERV - RURAL UPHONGOLO	3 566 057.57
2015644942089WS3ZZ50	CONTR: SEWER SERV - RURAL NONGOMA	4 754 650.00
2015644942089WS4ZZ60	CONTR: SEWER SERV - RURAL ULUNDI	13 766 450.00
2015644942089WS5ZZ40	CONTR: SEWER SERV - RURAL ABAQULUSI	9 866 528.78
2015644502089WP2ZZ30	SIMDLANGENTSHA CENTRAL WATER SUPPLY PH.2	11 200 000.00
2015644502089WP3ZZ30	SIMDLANGENTSHA EAST RWSS	13 692 510.00
2015644602089WV3ZZ50	MANDLAKAZI RWSS PH 5	-
2015644602089WV4ZZ60	NKONJENI RWSS PHASE 4	57 488 000.00
2015644602089WV5ZZ50	USUTHU RWSS PHASE 5	36 485 556.93
2015644602089WV8ZZ12	RUDIMENTARY WATER SUPPLY PHASE 4	54 261 780.37
2015644802089WK3ZZ20	SIMDLANGENTSHA WEST PH3	17 040 387.57
2015644602089WV6ZZ12	CORONATION (ENYATHI)	-
		239 111 000.00

**ZULULAND DISTRICT MUNICIPALITY
WSM CONSOLIDATED CASHFLOW (Rmb mil)**

PROJECT NAME	Project No	Project Type	Start No	Programme	Description	RLA	Capital Expenditure	RLA	Transfer Income	Transfer Grants	Transfer Expenditure	Transfer Asset	Transfer Contingency	Total Income	Total Expenditure	Net	Financial Year																									
																	2016/17																									
																	July	August	September	October	November	December	January	February	March	April	May	June														
Project 1	R 100 000	R 100 000	R 200 000	R 200 000	R 300 000	R 300 000	R 400 000	R 400 000	R 500 000	R 500 000	R 600 000	R 600 000	R 700 000	R 700 000	R 800 000	R 800 000	R 900 000	R 900 000								
Project 2	R 150 000	R 150 000	R 300 000	R 300 000	R 450 000	R 450 000	R 600 000	R 600 000	R 750 000	R 750 000	R 900 000	R 900 000	R 1 050 000	R 1 050 000	R 1 200 000	R 1 200 000	R 1 350 000	R 1 350 000								
TOTAL																	R 250 000	R 250 000	R 500 000	R 500 000	R 750 000	R 750 000	R 1 000 000	R 1 000 000	R 1 250 000	R 1 250 000	R 1 500 000	R 1 500 000	R 1 750 000	R 1 750 000	R 2 000 000	R 2 000 000	R 2 250 000	R 2 250 000	R 2 500 000	R 2 500 000	R 2 750 000	R 2 750 000	R 3 000 000	R 3 000 000	R 3 250 000	R 3 250 000

RBIG NC																
PROJECT NAME	Project No.	Project Type	Ward No.	Population served	Consultant Name & Rep.	Actual & Projected	Actual	Actual + Projection	Projected	Projected	Projected	Projected	Projected	Projected	Final Retention Release	TOTAL PROJECTED EXPENDITURE
						2020/2021 Current year Expenditure	Retention Held to date (incl VAT)	TOTAL PROJECTED EXPENDITURE	July	August	September	October	November	2021/2022 Financial Expenditure		
Engokeni Eskom selfbuild power line	ZDM 067/2017	22 km of Powerline from Engokeni to Mahlonke PS	Nongoma LM Nzombanaku & Enyanya Ward 5		RAWS Consulting	R 480 482.00		R 480 482.00	R 571 680.00						R 571 680.00	R 8 020 858.18
WPW main pump station mechanical & electrical installation	ZDM 1568/2014	Mechanical/electrical			RAWS Consulting	R -		R -	R 1 985 988.84						R 1 985 988.84	R 79 917 143.98
Ree M and Booster pump station	ZDM 1621/2014	Construction of concrete reservoir & PS structure			RAWS Consulting	R -		R -							R -	R 26 826 820.41
Nongoma CBD reservoir	ZDM 061/2016	Construction of 2,6 ML concrete reservoir	Nongoma ward 19		RAWS Consulting	R -		R -							R -	R 16 414 043.00
Holroyoka and Lindzwe PS structures	ZDM 028/2017	Construction of PS structure	Holroyoka PS – Ward 9 Lindzwe PS – Ward 4		RAWS Consulting	R 1 471 034.81		R 1 471 034.81							R -	R 15 549 700.51
Nongoma 7ML & 3ML reservoirs	ZDM 028/2017	Construction of concrete reservoir	Ward 20		RAWS Consulting	R 10 368 805.81	R 305 013.50	R 10 673 819.40	R 1 732 185.97	R 1 000 000.00					R 2 732 185.97	R 24 318 819.37
Nongoma community reservoirs	ZDM 030/2017	Construction of 3 concrete community reservoirs	Ree GB 5 – Kwa Mitya – ward 16 Ree GB 4 – Ophalele – ward 16 Ree GB 2 – White City ward 20.		RAWS Consulting	R -		R -							R -	R 18 521 342.34
Usuthu dam Geotech investigation	ZDM	Geotechnical investigation for the Usuthu off-channel storage dam			RAWS Consulting	R -		R -							R -	R 2 676 579.00
USUTHU: Raw water extraction pump station mechanical & electrical installation	ZDM 018/2019	Mechanical/electrical	15		RAWS Consulting	R 6 203 970.38		R 6 203 970.38	R 2 882 460.14	R 4 000 000.00	R 3 500 000.00	R 1 476 500.00	R 542 000.00		R 12 200 963.14	R 16 404 865.52
Holroyoka PS Mechanical & electrical installation	ZDM 049/2015	Supply and Installation of mechanical & Electrical	Holroyoka PS – Ward 9		RAWS Consulting	R 6 610 298.81	R 120 464.17	R 6 730 762.98	R 4 827 615.85	R 5 000 000.00	R 6 000 000.00	R 4 000 000.00			R 20 427 615.98	R 27 158 408.88
Lindzwe PS Mechanical & electrical installation	ZDM 007/2016	Supply and Installation of mechanical & Electrical	Lindzwe PS – Ward 4		RAWS Consulting	R 10 414 651.21	R 83 401.76	R 10 498 052.97	R 3 417 140.92	R 2 000 000.00	R 3 000 000.00	R 4 000 000.00	R 4 068 487.57		R 18 485 828.49	R 28 983 961.46
RAWS/Isimo JV Fees	ZDM 087/2007	Design & Monitoring			RAWS Consulting	R 5 965 694.30		R 5 965 694.30	R 2 328 907.86	R 350 000.00	R 350 000.00	R 350 000.00	R 350 000.00		R 1 728 907.86	R 9 694 602.16
Provision of ISD Services to Usuthu RBWS	ZDM 002/2020	ISD - Usuthu BWBS	Usuthu		RAWS Consulting	R 330 274.67		R 330 274.67		R 100 000.00	R 100 000.00	R 100 000.00	R 100 000.00		R 400 000.00	R 730 274.67
Provision of Civil Engineering Professional Fees at Usuthu Southern Leg RBWS	ZDM 043/2015				Siyakhula Civils and Projects	R 10 997 725.44		R 10 997 725.44							R -	R 18 826 382.49
ACCUMULATIVE TOTALS						R 52 612 718.13	R 888 808.52	R 53 501 526.65	R 17 566 712.97	R 19 964 000.00	R 22 390 000.00	R 8 826 600.00	R 3 880 487.57		R 59 633 000.00	R 291 046 621.97

R 38 633 000.00

0.72
933 550.47

**APPROVAL OF THE ZULULAND DISTRICT MUNICIPALITY'S SERVICE DELIVERY
AND BUDGET IMPLEMENTATION PLAN (SDBIP) FOR THE YEAR ENDING 30
JUNE 2022**

The Zululand District Municipality's SDBIP for the year ending 30 June 2022 has been reviewed and approved by the Honourable Mayor: Cllr. T.D. Buthelezi as said in S69 (3) (a) and S54 (3) of the Municipal Finance Management Act.

Date received: 04/06/2021

Date Approved: 07/06/2021

Signature: 