

2012 / 2013

# ANNUAL REPORT



# Contents

## CONTENTS

CONTENTS.....	2
CHAPTER 1 – MAYOR’S FOREWORD AND EXECUTIVE SUMMARY .....	7
COMPONENT A: MAYOR’S FOREWORD.....	7
COMPONENT B: EXECUTIVE SUMMARY .....	8
1.1. MUNICIPAL MANAGER’S OVERVIEW .....	8
1.2. MUNICIPAL FUNCTIONS, POPULATION AND ENVIRONMENTAL OVERVIEW .....	8
1.3. SERVICE DELIVERY OVERVIEW .....	21
1.4. FINANCIAL HEALTH OVERVIEW .....	24
1.5. ORGANISATIONAL DEVELOPMENT OVERVIEW .....	26
1.6. AUDITOR GENERAL REPORT .....	28
1.7. STATUTORY ANNUAL REPORT PROCESS .....	28
CHAPTER 2 – GOVERNANCE .....	30
COMPONENT A: POLITICAL AND ADMINISTRATIVE GOVERNANCE .....	30
2.1 POLITICAL GOVERNANCE.....	30
2.2 ADMINISTRATIVE GOVERNANCE .....	36
COMPONENT B: INTERGOVERNMENTAL RELATIONS .....	39
2.3 INTERGOVERNMENTAL RELATIONS .....	39
COMPONENT C: PUBLIC ACCOUNTABILITY AND PARTICIPATION.....	52
2.4 PUBLIC MEETINGS .....	53
2.5 IDP PARTICIPATION AND ALIGNMENT .....	58
COMPONENT D: CORPORATE GOVERNANCE .....	59
2.6 RISK MANAGEMENT .....	60
2.7 ANTI-CORRUPTION AND FRAUD .....	62
2.8 SUPPLY CHAIN MANAGEMENT .....	63
2.9 BY-LAWS .....	63
2.10 WEBSITES .....	65
2.11 PUBLIC SATISFACTION ON MUNICIPAL SERVICES .....	68
CHAPTER 3 – SERVICE DELIVERY PERFORMANCE (PERFORMANCE REPORT PART I).....	72

# Contents

COMPONENT A: BASIC SERVICES .....	72
3.1. WATER AND SANITATION .....	73
3.2. SANITATION (WASTE WATER) PROVISION .....	86
3.3. ELECTRICITY .....	90
3.4. WASTE MANAGEMENT (INCLUDING: REFUSE COLLECTIONS, WASTE DISPOSAL, STREET CLEANING AND RECYCLING) .....	102
3.5. HUMAN SETTLEMENTS .....	110
3.6. FREE BASIC SERVICES AND INDIGENT SUPPORT .....	118
COMPONENT B: ROAD TRANSPORT .....	121
3.7. ROADS .....	121
3.8. TRANSPORT (INCLUDING VEHICLE LICENSING & PUBLIC BUS OPERATION) .....	130
3.9. WASTE WATER (STORMWATER DRAINAGE) .....	138
COMPONENT C: PLANNING AND DEVELOPMENT .....	140
3.10. PLANNING .....	140
3.11. LOCAL ECONOMIC DEVELOPMENT (INCLUDING TOURISM AND MARKET PLACES) 147	
COMPONENT D: COMMUNITY & SOCIAL SERVICES .....	157
3.12. LIBRARIES; ARCIVES; MUSEUMS; GALLERIES; COMMUNITY FACILITIES; OTHER (THEATRES, ZOOS, ETC) .....	157
3.13. CEMETORIES AND CREMATORIALS .....	164
3.14. CHILD CARE; AGED CARE; SOCIAL PROGRAMMES .....	169
COMPONENT E: ENVIRONMENTAL PROTECTION .....	172
3.15. POLLUTION CONTROL .....	172
3.16. BIO-DIVERSITY; LANDSCAPE (INCL. OPEN SPACES); AND OTHER (EG. COASTAL PROTECTION) .....	175
COMPONENT F: HEALTH .....	180
3.17. CLINICS .....	180
3.18. AMBULANCE SERVICES .....	188
3.19. HEALTH INSPECTION; FOOD AND ABBATOIR LICENSING AND INSPECTION; ETC .....	188
COMPONENT G: SECURITY AND SAFETY .....	190
3.20. POLICE .....	190
3.21. FIRE .....	195

# Contents

3.22 OTHER (DISASTER MANAGEMENT, ANIMAL LICENCING AND CONTROL, CONTROL OF PUBLIC NUISANCES AND OTHER).....	199
COMPONENT H: SPORT AND RECREATION.....	207
3.23 SPORT AND RECREATION .....	208
COMPONENT I: CORPORATE POLICY OFFICES AND OTHER SERVICES .....	213
3.24 EXECUTIVE AND COUNCIL .....	213
3.25 FINANCIAL SERVICES .....	223
3.26 HUMAN RESOURCE MANAGEMENT AND DEVELOPMENT .....	226
3.27 INFORMATION AND COMMUNICATION TECHNOLOGY (ICT) SERVICES .....	232
3.28 PROPERTY; LEGAL; RISK MANAGEMENT AND PROCUREMENT SERVICES .....	238
COMPONENT J: MISCELLANEOUS .....	253
COMPONENT K: ORGANISATIONAL PERFORMANCE SCORECARD .....	273
CHAPTER 4 – ORGANISATIONAL DEVELOPMENT PERFORMANCE .....	274
(PERFORMANCE REPORT PART II).....	274
COMPONENT A: INTRODUCTION TO THE MUNICIPAL PERSONNEL .....	275
4.1 EMPLOYEE TOTALS, TURNOVER AND VACANCIES .....	275
COMPONENT B: MANAGING THE MUNICIPAL WORKFORCE .....	277
4.2 POLICIES.....	278
4.3 INJURIES, SICKNESS AND SUSPENSIONS.....	283
4.4 PERFORMANCE REWARDS.....	287
COMPONENT C: CAPACITATING THE MUNICIPAL WORKFORCE .....	289
4.5 SKILLS DEVELOPMENT AND TRAINING.....	291
COMPONENT D: MANAGING THE WORKFORCE EXPENDITURE.....	294
4.6 EMPLOYEE EXPENDITURE.....	295
CHAPTER 5 – FINANCIAL PERFORMANCE .....	300
COMPONENT A: STATEMENTS OF FINANCIAL PERFORMANCE .....	300
5.1 STATEMENTS OF FINANCIAL PERFORMANCE .....	301
5.2 GRANTS .....	308
5.3 ASSET MANAGEMENT .....	310
5.4 FINANCIAL RATIOS BASED ON KEY PERFORMANCE INDICATORS .....	311

# Contents

COMPONENT B: SPENDING AGAINST CAPITAL BUDGET .....	315
5.5 CAPITAL EXPENDITURE .....	315
5.6 SOURCES OF FINANCE .....	316
5.7 CAPITAL SPENDING ON 5 LARGEST PROJECTS.....	316
5.8 BASIC SERVICE AND INFRASTRUCTURE BACKLOGS – OVERVIEW .....	318
COMPONENT C: CASH FLOW MANAGEMENT AND INVESTMENTS .....	319
5.9 CASH FLOW .....	320
5.10 BORROWING AND INVESTMENTS.....	321
5.11 PUBLIC PRIVATE PARTNERSHIPS .....	323
COMPONENT D: OTHER FINANCIAL MATTERS .....	324
5.12 SUPPLY CHAIN MANAGEMENT .....	324
5.13 GRAP COMPLIANCE .....	324
CHAPTER 6 – AUDITOR GENERAL AUDIT FINDINGS .....	325
GLOSSARY .....	326
APPENDICES .....	328
APPENDIX A – COUNCILLORS; COMMITTEE ALLOCATION AND COUNCIL ATTENDANCE ..	328
APPENDIX B – COMMITTEES AND COMMITTEE PURPOSES.....	342
APPENDIX C –THIRD TIER ADMINISTRATIVE STRUCTURE    OPTIONAL) .....	344
APPENDIX D – FUNCTIONS OF MUNICIPALITY / ENTITY .....	345
APPENDIX E – WARD REPORTING.....	346
APPENDIX F – WARD INFORMATION.....	367
APPENDIX G – RECOMMENDATIONS OF THE MUNICIPAL AUDIT COMMITTEE YEAR 2012/13 .....	470
APPENDIX H – LONG TERM CONTRACTS AND PUBLIC PRIVATE PARTNERSHIPS .....	471
APPENDIX I – MUNICIPAL ENTITY/ SERVICE PROVIDER PERFORMANCE SCHEDULE .....	473
APPENDIX J – DISCLOSURES OF FINANCIAL INTERESTS .....	477
APPENDIX K: REVENUE COLLECTION PERFORMANCE BY VOTE AND BY SOURCE .....	478
APPENDIX K (i): REVENUE COLLECTION PERFORMANCE BY VOTE .....	478
APPENDIX K (ii): REVENUE COLLECTION PERFORMANCE BY SOURCE .....	479

# Contents

APPENDIX L: CONDITIONAL GRANTS RECEIVED: EXCLUDING MIG .....	480
APPENDIX M: CAPITAL EXPENDITURE – NEW & UPGRADE/RENEWAL PROGRAMMEMES	481
APPENDIX M (i): CAPITAL EXPENDITURE - NEW ASSETS PROGRAMMEME.....	481
APPENDIX M (ii): CAPITAL EXPENDITURE – UPGRADE/RENEWAL PROGRAMMEME .....	483
APPENDIX N – CAPITAL PROGRAMMEME BY PROJECT YEAR 0 .....	485
APPENDIX O – CAPITAL PROGRAMMEME BY PROJECT BY WARD YEAR 0 .....	507
APPENDIX P – SERVICE CONNECTION BACKLOGS AT SCHOOLS AND CLINICS.....	525
APPENDIX Q – SERVICE BACKLOGS EXPERIENCED BY THE COMMUNITY WHERE ANOTHER SPHERE OF GOVERNMENT IS RESPONSIBLE FOR SERVICE PROVISION.....	526
APPENDIX R – DECLARATION OF LOANS AND GRANTS MADE BY THE MUNICIPALITY .....	527
APPENDIX S – NATIONAL AND PROVINCIAL OUTCOMES FOR LOCAL GOVERNMENT .....	528
VOLUME II: ANNUAL FINANCIAL STATEMENTS.....	529

# Chapter 1

## CHAPTER 1 – MAYOR’S FOREWORD AND EXECUTIVE SUMMARY

### COMPONENT A: MAYOR’S FOREWORD

#### MAYOR’S FOREWORD

*A Draft Mayoral Foreword has been prepared. Will be included at a later stage once the Executive Mayor has seen the draft annual report.*

# Chapter 2

## COMPONENT B: EXECUTIVE SUMMARY

### 1.1. CITY MANAGER'S OVERVIEW

#### CITY MANAGER'S OVERVIEW

This section will be included later once the City Manager has seen the complete draft annual report. A request has been forwarded to CM's office for the draft to be prepared.

### 1.2. MUNICIPAL FUNCTIONS, POPULATION AND ENVIRONMENTAL OVERVIEW

#### INTRODUCTION TO BACKGROUND DATA

Ekurhuleni encompasses 15.6% of Gauteng's land mass, houses 26% of Gauteng's population and 6% of South Africa's population. Migration into the area is a major challenge. This is evident in the growing number of informal settlements in the area, which presently number 119, and the resulting rapidly expanding informal trading activities, which have not yet reached their zenith but instead are bound to increase proportionately in future. From 2001 to 2011 the Metro recorded over 200 000 arriving migrants that were born outside South Africa, but now reside in Ekurhuleni. The area is exceptionally densely populated with about 1609.4 people per square km as compared to Gauteng (680.6 people per square km) and the national population (42.8 people per square km). The average annual population growth rate within the metro presently stands at 2.47%.

Ekurhuleni has a resident population of approximately 3 178 470 million people and 1 015 645 million households. According to the 2011 census, residents of Ekurhuleni have access to the following services:

- 88.4% have their refuse removed weekly.
- 85% have flush toilets that are connected to a sewerage network.
- 82.2% have access to electricity for lighting.
- 77.4 % reside in formal dwellings, of which 44% have deeds of ownership.
- 57.2 have access to piped water inside their dwelling.

An update of the access to basic services is provided in the next section of this report (Service Delivery Overview). Overall, there has been a positive improvement in the figures since the 2011 Census Survey was conducted.

Between 2001 and 2011 population increased by 57% from 2.03 million to 3.18 million. The dependency ratio has increased proportionately by 0.3% from 2001 (39.1%) illustrating that an ever greater number of young people below the age of 16 are becoming more dependent on the working age population (parents, guardians, friends etc.). Even though the unemployment rate for Ekurhuleni stands at 28.8%, the youth unemployment rate is significantly higher at 36.9%,

This percentage has however decreased by 12.5% in the last decade. Out of the working age population (71.7%), around 42.9% is presently employed.

The Ekurhuleni Metro area contributes a share of approximately 9% of national employment. Over the period 1997 to 2012, Ekurhuleni's economy grew by an estimated average of 3.1% per annum. Moreover, Ekurhuleni contributes approximately 18% to the total economic output of the Gauteng province. The Annual Gross Value Add (GVA) for 2011 is 6.1%.



# Chapter 2

Key Statistics (2012 Estimates)	Ekurhuleni	Gauteng	National Total
Size of area (km <sup>2</sup> )	1,975	18,178	1,221,037
Total population	3,178,470	12,272,263	51,770,560
Population density (number of people per km <sup>2</sup> )	1,609.4	680.6	42.78
EAP as % of total population, official definition	41.9%	47.5%	33.4%
Number of households by population group	1,015,465	3,909,022	14,450,161
Annual per household income (Rand, current prices)	170,410	185,666	148,496
Annual per capita income (R million, current prices)	55,165	60,768	41,916
Gini coefficient	0.64	0.63	0.70
Formal Sector Employment	899,756	3,493,322	9,956,436
Informal Sector Employment	97,710	406,295	1,640,901
Unemployment rate, official definition (%)	28.8%	26.4%	25.6%
Percentage of people in poverty	27.9%	25.7%	35.9%
Poverty gap (R million)	1,590	5,863	47,314
Human Development Index (HDI)	0.72	0.74	0.68
Index of buying power (IBP)	0.08	0.34	1.00
Gross Value Added by Region (GVA-R) - Current prices (R 1000)	178,781,655	998,015,639	2,835,087,000
Gross Value Added by Region (GVA-R) - Region's share of national total (%)	6%	35.2%	100%
Gross Value Added by Region (GVA-R) - Constant 2005 prices (R 1000)	113,371,563	627,183,494	1,741,549,486
Gross Value Added by Region (GVA-R) - Average annual growth (Constant 2005 Prices) 1996-2012	3.1%	3.7%	3.2%

(IHS Global Insight: Regional explorer 678)

Information used to derive economic activity estimates are in most cases reported by company head offices. Many manufacturing and warehousing operations have head offices in Johannesburg and other Metropolitan areas, while the production plants and warehouses are located in Ekurhuleni. This could imply that some of the estimates obtained for Ekurhuleni may be on the conservative side.

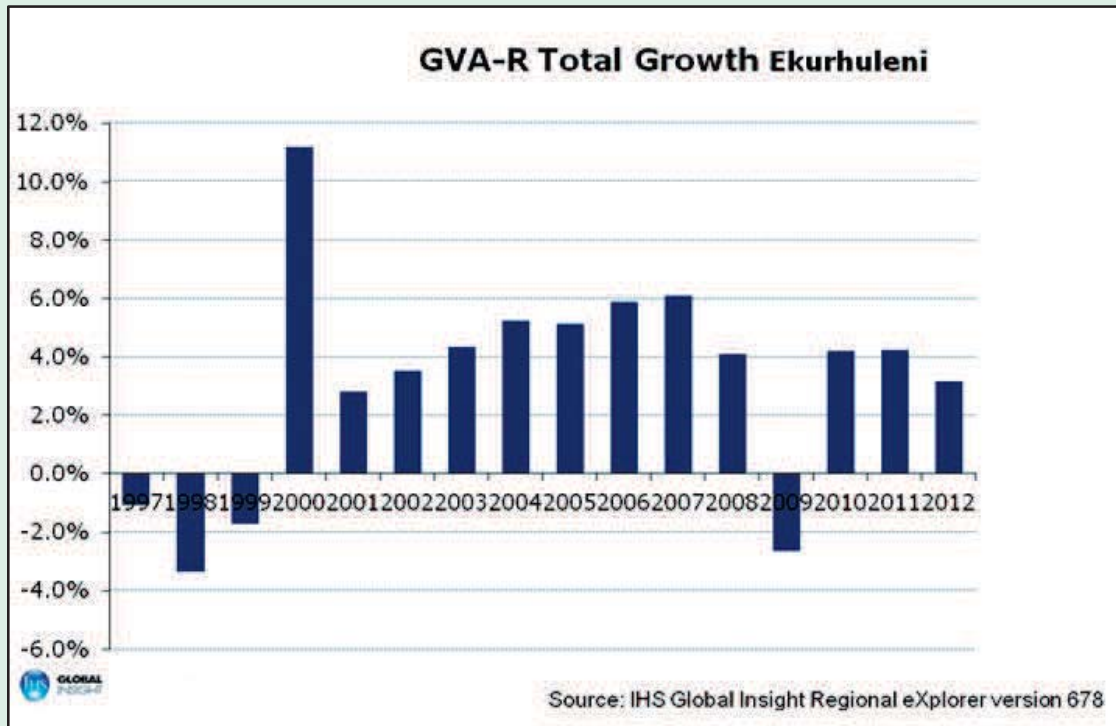
# Chapter 2

**Table 1: Average annual GVA growth ( Constant 2005 Prices)**

Year	Ekurhuleni Metropolitan Municipality (EKU)	Gauteng	National Total
1997	-1.1%	3.0%	2.6%
1998	-3.4%	1.2%	0.7%
1999	-1.7%	2.8%	2.7%
2000	11.2%	6.1%	4.4%
2001	2.8%	2.6%	2.9%
2002	3.5%	3.5%	3.7%
2003	4.4%	4.2%	3.1%
2004	5.2%	4.9%	4.5%
2005	5.1%	5.4%	5.3%
2006	5.9%	6.4%	5.5%
2007	6.1%	6.0%	5.6%
2008	4.1%	4.2%	3.8%
2009	-2.6%	-1.2%	-1.3%
2010	4.2%	3.3%	3.0%
2011	4.2%	3.7%	3.3%
2012	3.2%	3.0%	2.4%
1997-2012	3.1%	3.7%	3.2%

# Chapter 2

Figure 1

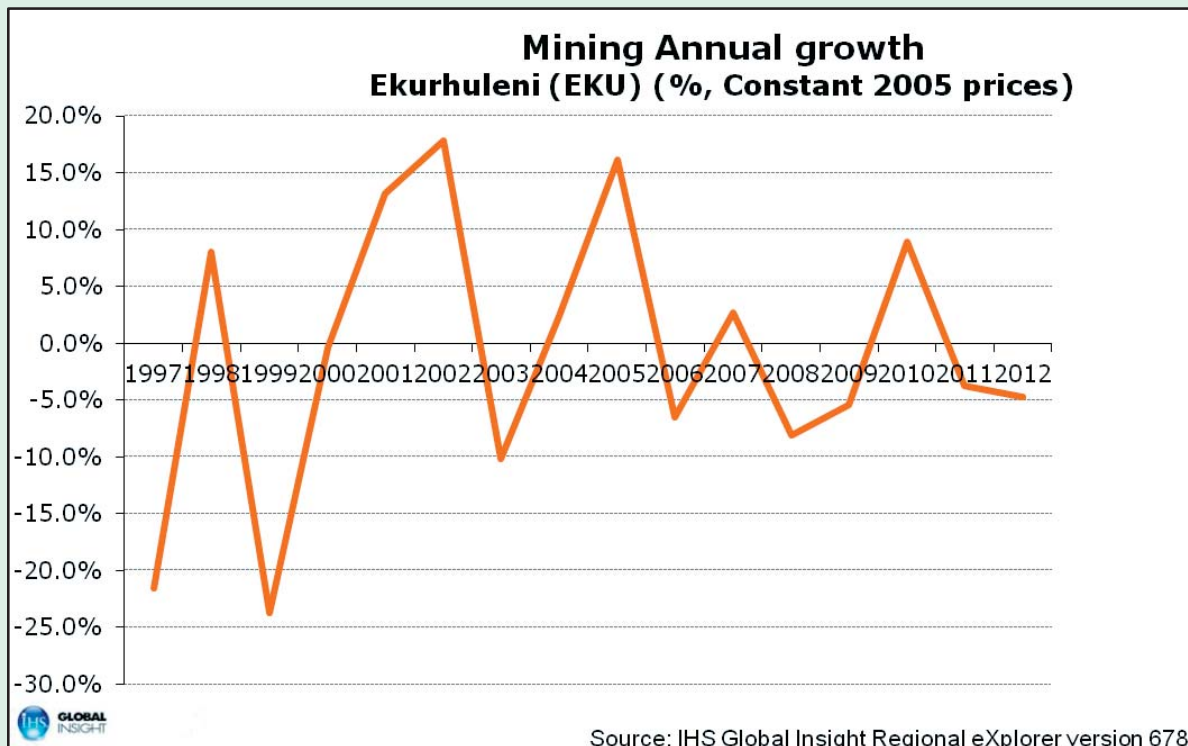


Over the period 1997 to 2012 the economy of Ekurhuleni registered steady growth following a slump from 1997 to 1999 and 2009. From the graph above it is evident that the growth trend over this period was quite volatile, reaching both lows of -3.4% and highs of +11.2% over the 16-year window.

The high growth rate in 2000 was mainly due to the exchange rate fluctuations of the South African Rand and its effect on mining and related industries. Construction, transport, trade and financial services also benefited from the depreciation of the Rand and contributed to the exceptional growth over this period. The opposite holds true for 2003, when local currency strengths resulted in a slowdown of growth in the various economic sectors. This point serves to illustrate that the economy of Ekurhuleni is relatively sensitive to exchange rate movements. The recorded -2.4% in 2009 was due to the economic recession.

# Chapter 2

Figure 2: Mining Annual Growth



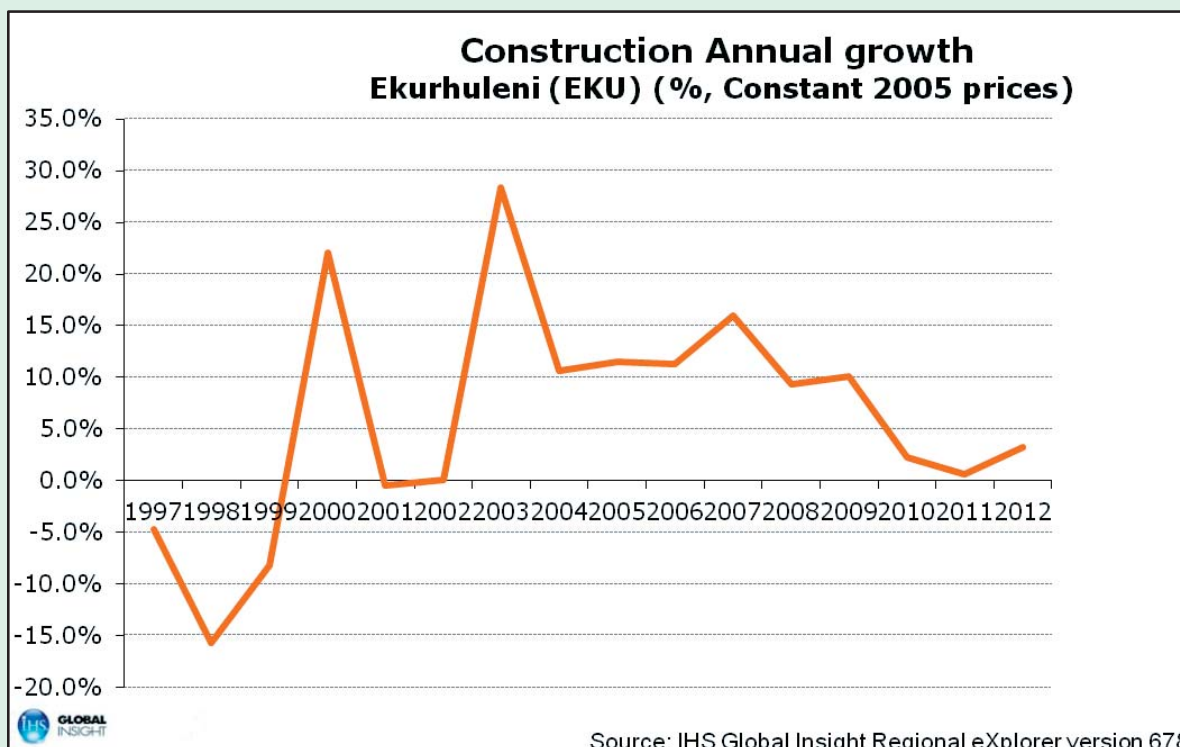
The life-cycle of mining within the region has been declining steadily and is in fact approaching its final end. Of the three main mining operations in the region, one has already closed and the remaining two have indicated imminent closure. The mines in Ekurhuleni are therefore marginal mines.

The Graphs Value Added (GVA) trend reflects the decline in mining activity. Although new prospecting licences have been granted for mining activity in the region, these are not likely to influence the decline.

On the other hand, and in view of the recent changes in mining legislation which give regard to the importance of realising the economic wealth of natural resources, it is suggested that positive changes could occur with a possible marginal increase in the GVA contribution in the future. However, the graph is still presently showing a downward slope.

# Chapter 2

Figure 3: Construction Annual Growth



While the improvement in construction activity can, to an extent, be attributed to depreciation of the Rand during 2001 and 2002, the positive outlook in the economy was linked mainly to government's investment in infrastructure, in particular the extensive housing development programme, roads and transport upgrading, as well as the numerous improvements in the region, which are expected to have an insignificant impact on the trend in years to come.

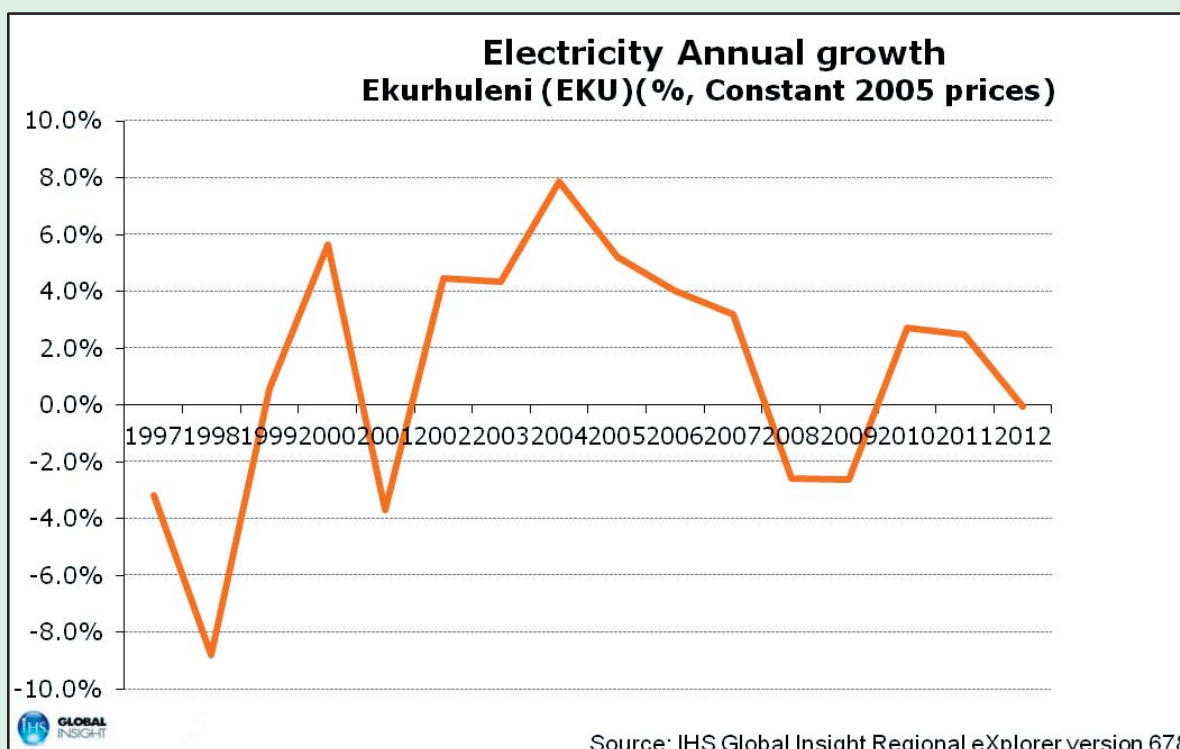
Local government investment, coupled with private sector investments in low-, middle- and high-income residential property developments, will also add to this trend. A key issue for the local budget, of which is the need for the bulk infrastructure contributions, is intended to enhance on-going developments.

The expansion of the OR Tambo International Airport has contributed to the GVA trend in construction. The expansion project, estimated at R3.5 billion for a second multi-story parking area, has been completed. In addition, the redesign and expansions of the international departures concourse have also been completed. To increase airside capacity, nine new aircraft stands were built, as well as new international pier developments which had been completed just before the World Cup in 2010 to ensure that the deadlines were adhered to where construction was concerned.

Prices and inputs for this sector usually escalate if the demand for raw materials increases and adequate project planning is not in place and carried out promptly. In addition, delays in zoning, rezoning, land use permissions, EIAs and passing of building plans could also lead to increasing costs.

# Chapter 2

Figure 4: Electricity Annual Growth



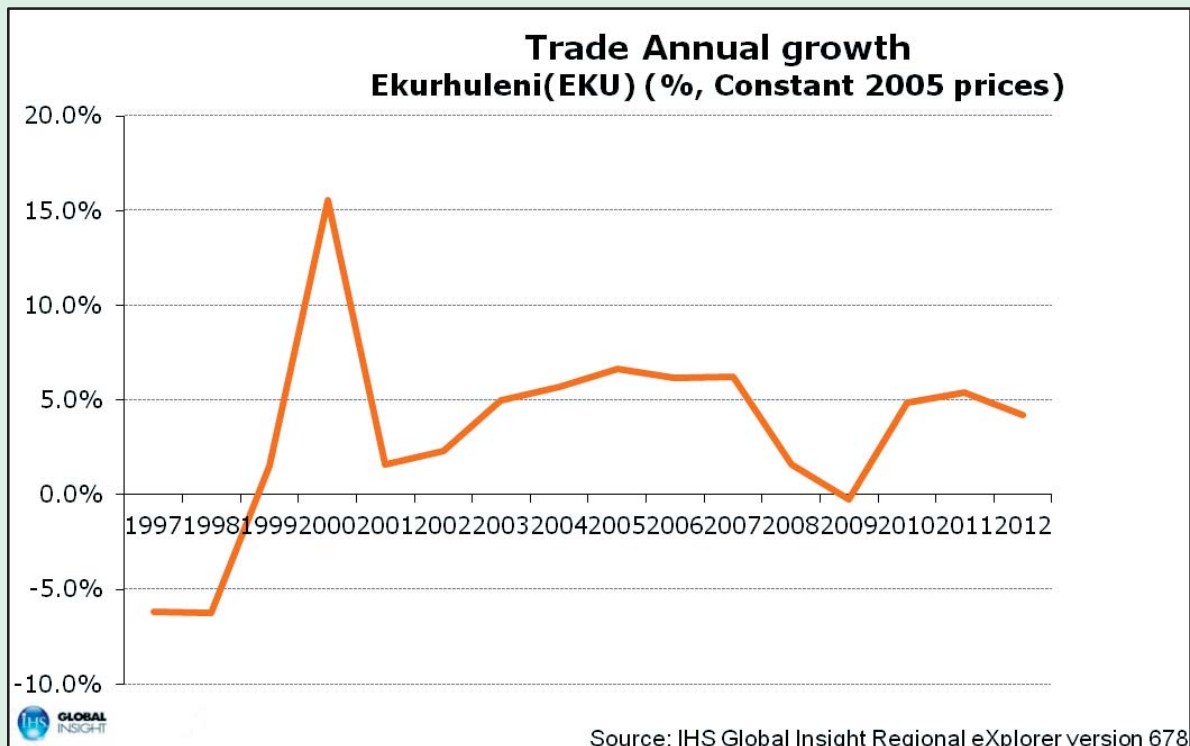
With respect to the electricity sector, the development of new housing adds to the number of consumer services for this sector. However, there also needs to be a concomitant investment in infrastructure and on-going maintenance. The tariff structure for electricity charges adopted for Ekurhuleni takes this into account and the ring-fencing project for the electricity function has assisted in ensuring that the sector trend is improved. A balanced approach to having low-, middle- and high-income households as consumers of electricity needs to be developed to stabilise GVA trend for this sector.

The electricity sector tends to be dependent on inputs from the mining sector. As a result, alternative inputs for energy sources for the longer-term future must be considered.

The upgrade and modernisation of the current electricity infrastructure from the national government's AsgiSA programme is in place. However, the programme is currently in its initial phase, and needs to filter down to local level to ensure that a robust infrastructure is put in place for continued manufacturing, commercial and domestic consumption. Should there be new developments, such as investment in property or manufacturing, the current infrastructure capacity would not be capable of handling the rapid changes in this sector, hence the need to improve the system.

# Chapter 2

Figure 5: Trade Annual Growth



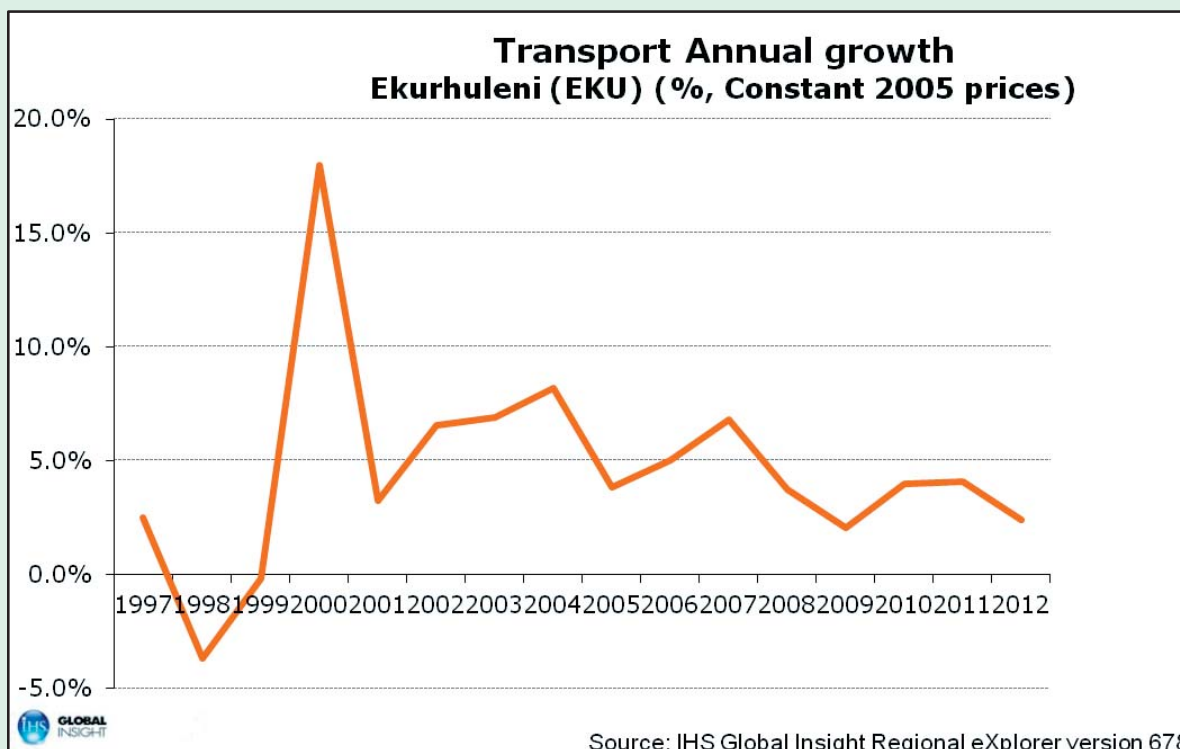
While the supply side of the economy has been catching up, there is still lagging trend evidence on the demand side, mainly due to import competition and substitution. The prolonged strong currency strength has to some extent inhibited export growth.

Telecommunications is included in the transport sector, noted below. The stimulation of value-added services, and the inclusion of all players within the digital community as envisaged by the Blue Umbrella project, will improve the growth trend in the transport sector.



# Chapter 2

**Figure 6: Transport Annual Growth**



The growth indicators in this sector will be directly affected by the recapitalisation of the taxi industry as well as the Gautrain project. Public transport for commuters has not yet been fully planned for the city region. However it is expected that the recently launched Gauteng Province 25-Year Integrated Transport Master Plan (ITMP25) could have a positive future impact in this regard.

The services sector of the economy is the new frontier. This has a direct link to social development and longer-term sustainability. This service can be driven in a sustainable manner using the World Cup 2010 programmes that were considered as an effective building block towards tourism. An additional focus on new jobs in the local economy, which could be the pull factor for tourism, would be the cultural industry.

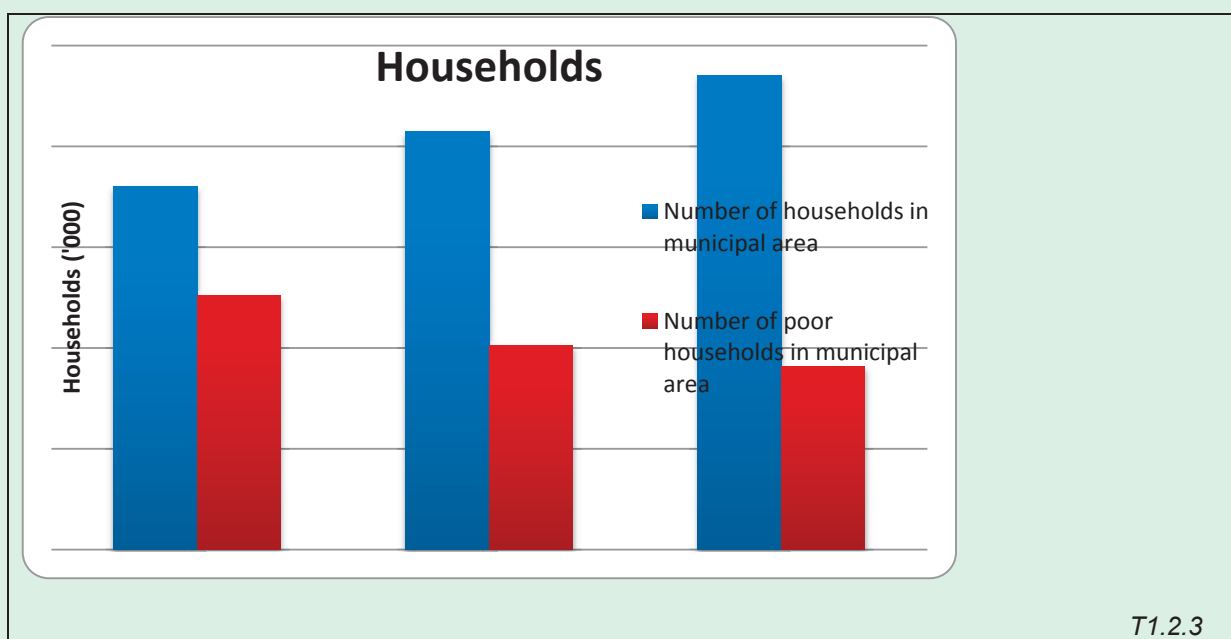
Local Economic Development (LED) has a strategic role in fostering economic growth. It is about encouraging economic empowerment and bringing about social transformation. The unfolding of the Accelerated and Shared Growth Initiative for South Africa (AsgiSA), the National Spatial Development Perspective, as well as the provincial integration of the Growth and Development Strategy is about Local Economic Development being realised and aligned at a local level. Stimulating the local economy is a cross-cutting function. Service delivery of almost every department in the Municipality impacts on economic and social indicators. Service delivery is linked to growth, investment, poverty reduction, social cohesion and job creation.

*T 1.2.1*



# Chapter 2

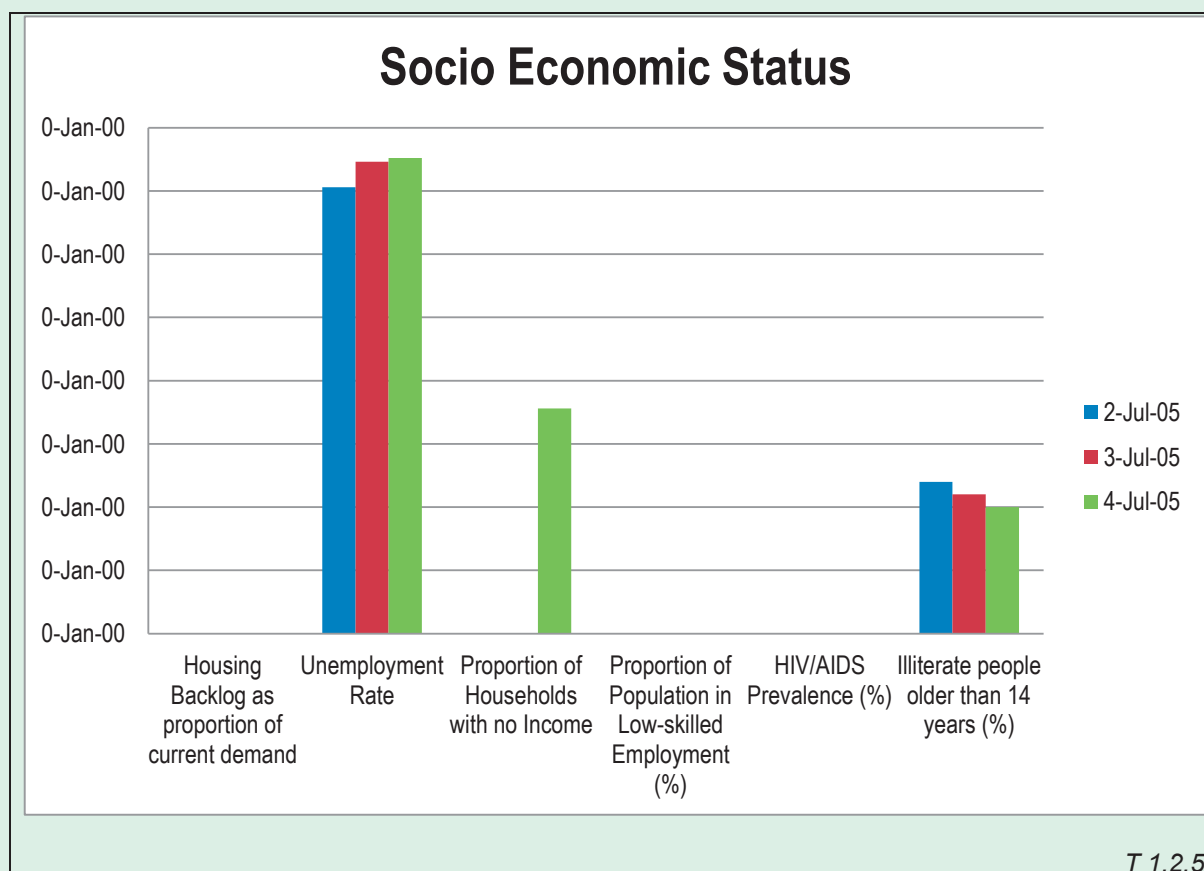
Population Details									
Age	Population '000								
	2010/11			2011/12			2012/13		
	Male	Female	Total	Male	Female	Total	Male	Female	Total
Age: 0 - 4	149540	155134	304674	152851	159089	311940	155427	162238	317665
Age: 5 - 9	130671	134218	264889	136397	140096	276493	141145	144970	286115
Age: 10 - 19	209878	212198	422076	216954	219952	436906	223753	227457	451210
Age: 20 - 29	307703	291124	598827	304514	287315	591829	303295	285427	588722
Age: 30 - 39	306762	266790	573552	320793	275523	596316	332722	283580	616302
Age: 40 - 49	203423	186643	390066	209257	189817	399074	215440	192643	408083
Age: 50 - 59	133393	132783	266176	138382	138076	276458	143252	143055	286307
Age: 60 - 69	66760	75786	142546	70266	79943	150209	73905	84290	158195
Age: 70+	29949	44476	74425	31548	47799	79347	33277	51424	84701
Source: Statistics SA T 1.2.2									



# Chapter 2

Socio Economic Status						
Year	Housing Backlog as proportion of current demand	Unemployment Rate	Proportion of Households with no Income	Proportion of Population in Low-skilled Employment (%)	HIV/AIDS Prevalence (%)	Illiterate people older than 20 years (%)
2010	Info not available	35.3%	N/A	Info not available	Info not available	12.0%
2011	Info not available	37.3%	N/A	Info not available	Info not available	11.0%
2012	Info not available	37.6%	17.8%	Info not available	Info not available	10.0%
T 1.2.4						

1. This data has been sourced from the latest version of Global Insight 678. As a result, the figures may differ slightly from the official statistics from Stas SA.
2. An index on this data is unavailable however the latest census results reveal 18% as a proportion of households with no income.
3. According to Global Insight, the greater proportion of illiterate people are aged 20 and older with grade seven qualifications.



# Chapter 2

Overview of Neighborhoods within Ekurhuleni		
Settlement Type	Households	Population
Towns		
Kempton Park		172775
Edenvale		49292
Germiston		274265
Boksburg		260321
Benoni		184513
Springs		121610
Brakpan		73080
Nigel		38318
Alberton		121536
Sub-Total	0	1295710
Townships		
Centurion		11366
Clayville		14526
Tembisa		463109
Etwatwa		151866
Daveyton		141744
Kwa-Thema		103727
Langeville		54710
Geluksdal		14489
Tsakane		135994
Duduza		73295
Tokoza		110600
Katlehong		407294
Vosloorus		163216

# Chapter 2

Overview of Neighborhoods within Ekurhuleni		
Settlement Type	Households	Population
Sub-Total	0	1845936
Rural settlements		
Ekurhuleni - areas around farms without official proclaimed names although (some) have names		19110
Traditional dwelling	2500	*
Caravan / Tent	931	*
Other - Unspecified	7518	*
Sub-Total	10949	19110
Informal settlements		
119 Informal Settlements	218259	
Sub-Total	218259	0
Total	10949	3160756
T 1.2.6		

Footnote: A total of 17174 persons have not been located according to the recorded households, as a result household numbers, instead of population figures, was populated in this regard.

## COMMENT ON BACKGROUND DATA:

### Implications for EMM

The HIV prevalence should be made known so that it can be addressed thoroughly. The available figures should be such that can be measured in order to assess the trend and need as to how this can be curbed. This is one factor that cannot be dealt with in isolation, not taking into consideration the quality of life lived by residents in the area as well as social ills and patterns that could be detected from how the virus was transmitted. The council needs to reflect on this measure so that it can be effectively attended to.

The available stats show that the illiteracy levels are decreasing, thus suggesting an increase in the literacy levels. There needs to be clarity as to how illiteracy is measured and who is considered illiterate. In a case of no schooling, to a certain extent one anticipates illiteracy, yet some people can learn out of school. Clarity in such matters should be emphasised so that there is a central definition that is understood by all.

There is an assumption that the majority of persons working in the informal sector are either unskilled or classified as low skilled. Under the same assumption, the contribution of the informal economy to

# Chapter 2

the overall economy is recognised and encouraged hence the activities from this sector contributed 14% and the Metro is advised to enhance the informal economy within its jurisdiction.

More poverty alleviation projects are envisaged, while the current ones seem to have a positive impact in the Metro. This is evident in the movement of 35467 persons out of poverty (associated with dependence) to independence. Although there is no conclusive definition of what poverty is, it has been recorded that poverty has decreased by 7.1% from 35% in 2010 (Global Insight Version 678). This decrease suggests that there is now provision for the lack of basic education, lack of access to public and private resources as well as improvement in the living standards.

According to projections from global insight, unemployment is meant to be on a rise and it has been increasing over the past three years. A sharp increase of 2.3% was experienced and the EMM is expected to alleviate this problem, even though it is a national one, the local municipality is expected to take care of its own. This figure is mainly influenced by the economically active population (age 15-65) that is unemployed as it excludes the discouraged job seeker. According to Stats SA, 17.8% of households have reported that they do not have an income. A high percentage is usually linked to the fact that respondents are usually uncomfortable disclosing their earnings. Households without income do not allude to donations or grants as income, hence the high figure.

T 1.2.8

## 1.3. SERVICE DELIVERY OVERVIEW

### SERVICE DELIVERY INTRODUCTION

In terms of basic service delivery Ekurhuleni is responsible for the following:

- Electricity (in conjunction with ESKOM in certain areas).
- Water and Sanitation services.
- Roads and Storm Water services.
- Waste Management.

The following was achieved:

#### ENERGY

In terms of electricity, the following was achieved for the year under review:

- 916 electricity connections were delivered against a planned target of 8000.
- 571 street lights were delivered against a target of 560.
- 84 high mast lights were delivered in informal settlements against a target of 72.
- The department also facilitated a Solar Water Heater Programme to low income households through an external service provider. 5780 solar water heaters were installed in terms of this programme. Eskom provided the rebate.

#### WATER AND SANITATION

The following was achieved:

- Provision of functional ablution facilities to eight informal settlements.
- 7 293 water management meters were installed into households.
- An additional 4 243 stands were serviced, with a high level of service (potable water and sanitation).
- EMM Water Department retained the Blue Drop Water Quality status.
- All informal settlements were metered and have potable water to RDP standards.

# Chapter 2

The eradication of basic services backlogs remains a challenge. However, the Water and Sanitation department has expended 93% of its maintenance levy vote in reducing the maintenance backlog. All registered indigents receive free basic services (FBS) above determined levels. All registered indigents receive an additional 3kl free basis water (FBW) (i.e. 9kl) and FBS.

## ROADS AND STORM WATER

In terms of Roads and Storm Water the following was achieved:

- 105 km of roads were upgraded from gravel to paved roads.
- 217 KM of roads were maintained.
- 42km of Storm Water System was upgraded and 381 Storm Water systems were maintained.

## WASTE MANAGEMENT

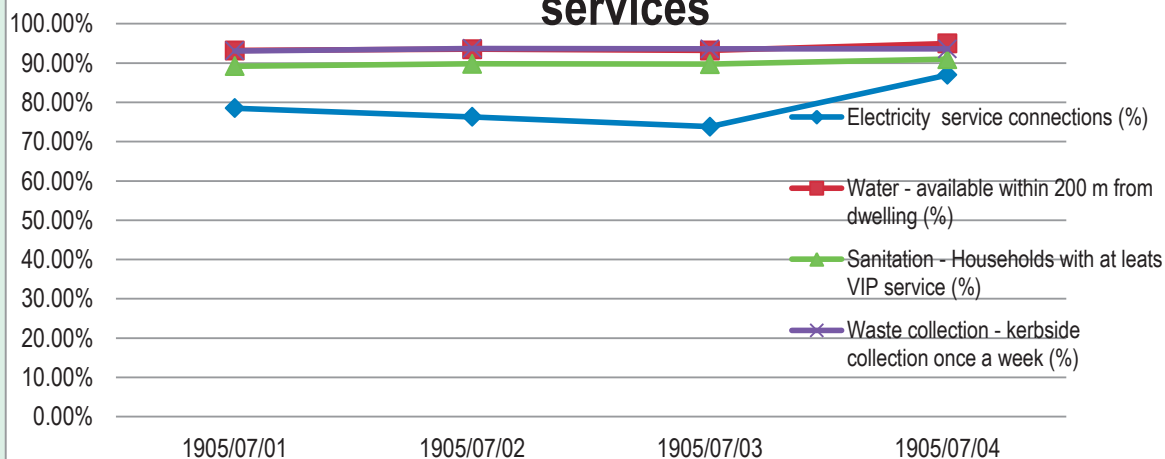
All collected refuse was successfully managed and disposed of and all businesses, in formal and informal areas, have access to a basic level of refuse removal services.

*T 1.3.1*

Proportion of Households with minimum level of basic services				
	2009/10	2010/11	2011/12	2012/13
Electricity service connections (%)	78.5%	76.3%	73.8%	87.0%
Water - available within 200m from dwelling (%)	99%	99%	99.9%	99.0%
Sanitation - households with at least VIP service (%)	89.2%	89.8%	89.7%	91.0%
Waste collection - curbside collection once a week (%)	93.1%	93.7%	93.6%	93.6%

# Chapter 2

## Proportion of households with access to basic services



T 1.3.2

### COMMENT ON ACCESS TO BASIC SERVICES:

With all basic services, the eradication of backlogs to provide a full level of services remains a challenge.

Ekurhuleni is committed to broadening access to basic services to all residents. This is in recognition of the fact that improved access to basic services contributes not only to enhanced quality of life for individuals and communities, but also facilitates mobility out of poverty. For this reason access must be fully realised for all communities in Ekurhuleni.

Like the rest of South Africa, there has been a general improvement in the level of access to basic services in Ekurhuleni since democratisation. Access to electricity currently stands at 87% and since 2007/08, 45 042 households were electrified by the municipality. Since 2007/08, 45 042 households were electrified by the Municipality. EMM plans to further accelerate the electrification programme in the coming years. It is however important to note that the electrification programme is dependent on the availability of resources and also on the rate of formalisation, regularisation and/or in-situ upgrade of informal settlements as well as the housing development programme, which also has an effect on increasing the backlogs.

Access to water and sanitation currently stands at 95% and 91% respectively. Ekurhuleni is striving to eradicate all backlogs in these areas. Where residents do not have access to water and sanitation, the municipality puts in place temporary solutions to ensure that the dignity of residents is not compromised. The issue of sanitation is receiving serious attention, as inadequate sanitation is a human right as well as a development issue.

Refuse removal is also receiving attention with particular emphasis on currently un-served areas (mainly informal settlements).

T 1.3.3

# Chapter 1

## 1.4. FINANCIAL HEALTH OVERVIEW

### FINANCIAL OVERVIEW

The Operating Results in comparison with the actual results were as follows:

	BUDGET	ACTUAL	ACHIEVEMENT
	R	R	%
Operating Income	22 587 094 007	22 259 452 339	98.55%
Operating Expenditure	23 541 248 182	20 775 924 655	88.25%
Surplus / (Deficit)	(954 154 175)	1 483 527 999	

The above results as reflected in the Statement of Financial Performance exclude the Offset Depreciation and contribution to Capital Replacement Reserve.

The Cash Flow position as reflected in the Cash Flow Statement is reflecting an increase of R1 535 952 937 (2011/12 – R1 499 560 647).

The Total Cash and Cash Equivalents at the end of the financial increased from R2 838 424 089 on 30 June 2012 to R4 374 377 025 on 30 June 2013.

The average collection rate for billed customers for the 2012/13 financial year is **92.02%**, which is slightly below the targeted rate of 93%.

Operating Income increased in total with 8.57% from R20.8 billion in 2011/12 to R22.3 billion in 2012/13. The following tariff increases were approved for the 2012/13 financial year:

Electricity:	11.03%
Water:	11.30%
Sanitation:	10.68%
Assessment Rates:	7.5%
Refuse Removal:	15%

The weighted average increase for the above services is 10.66%. Council's total income only increased by 8.57%. This implies that the metro's main income source in real terms has declined in 2012/13. This is substantiated by comparing the tariff increase with the increase in revenue as set out below:

Service	Tariff increase in 2012/13	Increase in income in 2012/13
Assessment Rates	7.5%	14.7%
Electricity	11.03%	9.4%
Water	11.3%	9.4%
Sanitation	10.68%	7.8%



# Chapter 2

Refuse Removal	15%	37.7%
----------------	-----	-------

It is a concern that the electricity, water and sanitation incomes in real terms are reflecting a decrease in income. With regard to electricity, this was anticipated and no provision was made for an increase in the growth of sales. The actual result indicates a decrease in electricity sales.

Water tariff was increased by 11.3%, but the actual income only increased by 9.4%. The decrease in real terms could be negative growth (i.e. reduced consumption) or an increase in unaccounted water. Unaccounted water has increased from 30% in 2011/12 to 39.7% in 2012/13, as reflected in the SDBIP Policy Objectives of the Water Service Department in Table 3.1.6.

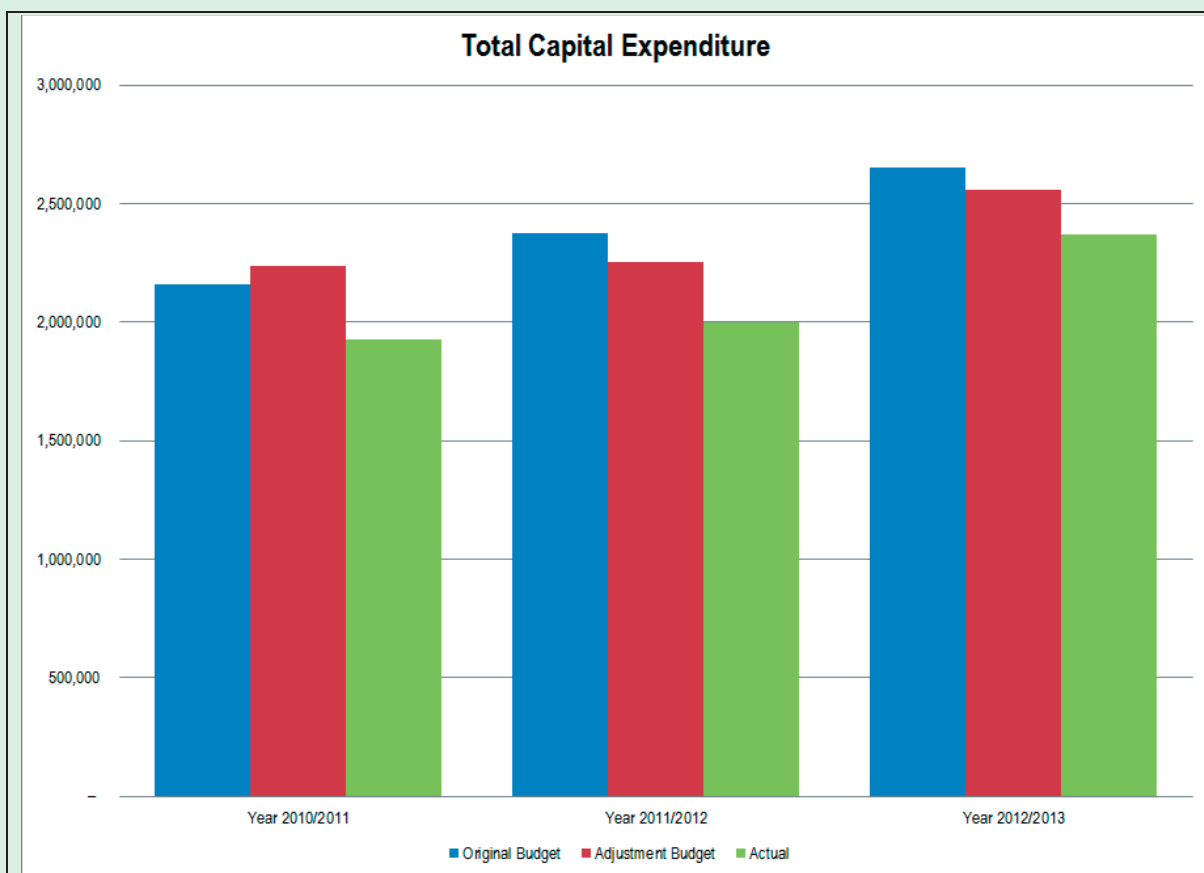
Sanitation income is billed on water consumption and would reflect a similar trend as water sales. An increase in unaccounted water will directly reduce the sanitation income as well. It is concerning that actual income only increased by 7.8%, whilst the tariff was increased by 10.68%.

Operating Expenditure increased by 3% from R20.2 billion in 2011/12 to R20.8 billion in 2012/13, as reflected in the Statement of Financial Performance in the Annual Financial Statements.

*T 1.4.1*

Total Capital Expenditure: Year 2010/2011 to Year 2012/2013			
	R'000		
Detail	Year 2010/2011	Year 2011/2012	Year 2012/2013
Original Budget	2,160,091	2,374,785	2,650,708
Adjustment Budget	2,237,722	2,252,104	2,557,739
Actual	1,926,053	2,001,014	2,370,437
% Capital Spent based on <b>Original</b> Budget	89.2%	84.3%	89.4%
% Capital Spent based on <b>Adjustment</b> Budget	86.1%	88.9%	92.7%
			<i>T 1.4.4</i>

# Chapter 2



*T 1.4.5*

## COMMENT ON CAPITAL EXPENDITURE:

The amount of capital spent as a percentage of the original budget and the adjustment budget is reflected in Table 1.4.4. The percentage capital spent in 2012/13 is 92.7% and is the highest percentage of capital spent in the past three years.

*T 1.4.5.1*

## 1.5. ORGANISATIONAL DEVELOPMENT OVERVIEW

### ORGANISATIONAL DEVELOPMENT PERFORMANCE

The department provides quality driven Human Capital strategies and support for EMM. It comprises of the following divisions, which are responsible for the entire Human Resource Management and Development (HRM & D) function:

# Chapter 2

The Employee Relations Division manages, facilitates and co-ordinates disputes, disciplinary cases and grievances and deals with collective bargaining, conflict management, and inter-governmental relations.

The Workforce Capacity Management Division ensures optimisation of the Human Resources management value chain, through effective strategic planning, directing, alignment and implementation of practices throughout the organisation. This division is also responsible for compensation and benefits.

The Workforce Capability Management Division provides Human Resource Development services to the EMM departments and members of the community.

The Organisation Development and Technology Division is responsible for the improvement of organisational and employee performance, thereby increasing productivity, profitability and work satisfaction, that will contribute to optimum service delivery within the EMM.

The Employee Well-Being Division provides employee well-being services including employee assistance, occupational health services and education. The division also ensures the maintenance of a healthy and safe work environment.

The Functional Line Services Division ensures an effective 'one-stop' partnering interface for EMM departments through the deployment of HR generalists and the implementation of EMM HR strategy and standards (policy, process and technology) in support of departmental strategies. Through its Employment Equity capability the division also promotes and advocates equality and diversity in the workplace.

HRM & D facilitated the recruitment process of funded vacancies and 1334 employees have been employed. The staff establishment is 86.2% filled, with a vacancy rate of 13.8% for funded positions. Performance bonuses were paid to 141 employees appointed in terms of Section 56 of the MSA and fixed-term contract employees for the 2011/2012 financial year. The bonus payments were made up as follows:

Females: 58

Males: 83

A total number of 159 829 sick leave days were taken during 2012/2013 financial year.

Employee well-being services and educational programmes were provided to a total of 10 804 employees. The following are the services rendered:

SERVICE	NUMBER
Employee assistance interventions (counselling, debriefing, group therapy and support groups).	3 342
Occupational health services (medical surveillance, and health assessments).	1996
Wellness educational programmes (including financial wellness, retirement preparation, resilience building for employees exposed to stressful work environments and HIV and Aids awareness).	5 466

# Chapter 2

## Disciplinary Cases

Handled cases	264
Finalised cases	194
Outstanding cases	70

## Suspensions

Six current suspensions

## Grievances

71% grievance finalised

## SERVICE

## TOTAL NUMBER

Total number of employees trained	4399
Community bursaries awarded	174
Recognition of Prior Learning	60

Learnerships for employees implemented

Water Reticulation 147

Community Housing 14

Construction Road Works

Learnerships for communities implemented

Electrical Apprenticeship 38

Metro Police 145

Supervision of Construction Processes 10

Construction Road works 35

Licensing 35

Community Housing 15

Experiential training offered 88

T 1.5.1

## 1.6. AUDITOR GENERAL REPORT

### AUDITOR GENERAL REPORT: 2012/13 (CURRENT YEAR)

Auditor General's report will be included once the audit has been conducted and report submitted. This is an unaudited annual report.

T 1.6.1

## 1.7. STATUTORY ANNUAL REPORT PROCESS

No	Activity	Timeframe
1	Consideration of next financial year's budget and IDP process plan. Except for the legislative content, the process plan should confirm in-year reporting formats to ensure that reporting and monitoring feeds seamlessly into the Annual Report process at the end of the Budget/IDP implementation period.	July
2	Implementation and monitoring of approved Budget and IDP commences (in-year financial reporting).	

# Chapter 2

3	Finalise the 4th Quarter Report for previous financial year.	
4	Submit draft year 0 Annual Report to Internal Audit and Auditor-General.	
5	Municipal entities submit draft annual reports to MM.	
6	Audit/Performance committee considers draft Annual Report of municipality and entities (where relevant).	August
8	Mayor tables the unaudited Annual Report.	
9	Municipality submits draft Annual Report including consolidated annual financial statements and performance report to Auditor General.	
10	Annual Performance Report as submitted to Auditor General to be provided as input to the IDP Analysis Phase.	
11	Auditor General audits Annual Report including consolidated Annual Financial Statements and Performance data.	<b>September - October</b>
12	Municipalities receive and start to address the Auditor General's comments.	November
13	Mayor tables Annual Report and audited Financial Statements to Council complete with the Auditor General's Report.	
14	Audited Annual Report is made public and representation is invited.	
15	Oversight Committee assesses Annual Report.	
16	Council adopts Oversight Report.	December
17	Oversight report is made public.	
18	Oversight report is submitted to relevant provincial councils.	
19	Commencement of draft Budget/IDP finalisation for next financial year. Annual Report and Oversight Reports to be used as input.	<b>January</b>
T 1.7.1		

## COMMENT ON THE ANNUAL REPORT PROCESS:

Ekurhuleni's general approach is to improve compliance to MFMA Circular No. 63 on an incremental basis. The annual report will therefore be tabled in Council in September for referral to Oversight Committees. Once the Oversight Committees have assessed and scrutinised the annual report it will be adopted by Council in December. The recommendations from the oversight reports will then inform or influence the strategic objectives for the next years' IDP. The annual process as recommended by the MFMA No. 63 will therefore at that point be fully implemented in Ekurhuleni.

The timelines proposed by the Circular have already been incorporated in the Schedule of Key Deadlines which will be approved by Council at the end of August.

Chapter Three of this Annual Report provides an overview of not only the financial position and results, but also the detailed measurable performance targets set by Departments to achieve the goals of the IDP.

*T 1.7.1.1*

# Chapter 2

## CHAPTER 2 – GOVERNANCE

### INTRODUCTION TO GOVERNANCE

The EMM has implemented a Mayoral Executive and Ward Participatory System of local governance which insures that governance is taken right down to community level and that all citizens within the metropolis are represented in decision making. This increases residents' senses of belonging, accountability and empowerment and actively involves them in all issues dealt with by the metropolitan municipality.

*T 2.0.1*

## COMPONENT A: POLITICAL AND ADMINISTRATIVE GOVERNANCE

### INTRODUCTION TO POLITICAL AND ADMINISTRATIVE GOVERNANCE

The EMM has implemented a Mayoral Executive and Ward participatory System of local governance which ensures that governance is taken right down to community level and that all citizens within the metropolis are represented in decision making. This increases residents' sense of belonging, accountability and empowerment and actively involves them in all issues dealt with by the metropolitan municipality.

*T 2.1.0*

## 2.1 POLITICAL GOVERNANCE

### INTRODUCTION TO POLITICAL GOVERNANCE

The EMM comprises of 202 representative councillors, which includes elected (101 ward councillors) and appointed (101 proportional councillors) representatives. Each of the 101 ward councillors chairs a ward committee as part of the Ward Participatory System that brings participation down to grassroots community level. Ward councillors play a central role in the communication process between the communities they represent and council, reporting back regularly through ward committee and public meetings as well as assisting the community in identifying needs and priority areas of development, which feeds into the municipality's planning processes.

Council adopted the separation of powers model in August 2011, separating its executive and legislative functions. The purpose was to ensure a system of checks and balances, in which the legislature conducts oversight on the work of the executive, thereby promoting the principle of good governance in realising the mandate of Local Government. It further establishes an appropriate level of accountability, representation and participation through:

- ☐ A clear delineation of powers and functions among the different arms of government.
- ☐ Executive accountability for service delivery and development.
- ☐ Independent and representative oversight by the legislative arm.

The adoption of the separation of powers model necessitated the establishment of Section 79 committees, which are political structures envisaged in the Municipal Structures Act, and which monitor and evaluate the performance of the executive and the departments. Council's legislative

# Chapter 2

functions are therefore exercised through these committees which are representative of all political parties in the council. This system is supported through well-crafted delegations of powers thereby ensuring that the respective role-players are able to execute their respective mandates without conflict or compromise.

As of 30 August 2012 there are 18 Section 79 Committees with 15 full-time chairpersons (remaining three are not fulltime). The Section 79 Committees are constituted by the following 10 oversight committees and eight standing committees, including the Oversight Committee on the Office of the Executive Mayor and the Legislature (OCMOL):

## Section 79 Oversight Committees:

1. City Planning & Economic Development Committee.
2. Community Safety Committee.
3. Corporate Services Committee.
4. Environmental Development Committee.
5. Finance Committee.
6. Health & Social Development Committee.
7. Human Settlements Committee.
8. Roads and Transport Committee.
9. Sports, Heritage, Recreation, Arts & Culture Committee.
10. Water & Energy Committee.

## Section 79 Standing Committees:

1. Municipal Public Accounts Committee.
2. Public Participation & Petitions Committee.
3. Gender, Children, Youth & Persons with Disabilities Committee.
4. Integrity & Ethics Committee.
5. Committee on the Oversight of the Office of the Executive Mayor & Legislature.
6. Programmemeing Committee.
7. Rules Committee.
8. Development Tribunal.

As indicated above, the EMM comprises of 202 councillors, which includes elected (101 ward councillors) and appointed (101 proportional councillors) representation. Each of the 101 ward councillors chairs a ward committee as part of the Ward Participatory System that brings participation down to community level. The Speaker is the Chairperson of Council and the Rules Committee, while Chairpersons chair Section 79 Committees. The Chairperson of Chairpersons presides over the Chairpersons Committee and oversees the overall performance of Chairpersons of Section 79 Committees. The allocation of Councillors into committees is based on the proportional representation system.

## POLITICAL GOVERNANCE – EXECUTIVE ARM

The committees within the executive have been established in terms of section 80 of the Municipal Structures Act, as this section provides for committees to assist the Mayoral Committee. These are specialised committees which assist the Executive Mayor and the Mayoral Committee in discharging their duties.

The Council resolved to establish and locate some of the existing committees within the executive arm of council. These committees are:

- Audit Committee.

# Chapter 2

- ☐ Risk Committee.
- ☐ Remuneration and Performance Management Committee.
- ☐ IDP and Budget Committee.
- ☐ Local Labour Forum.

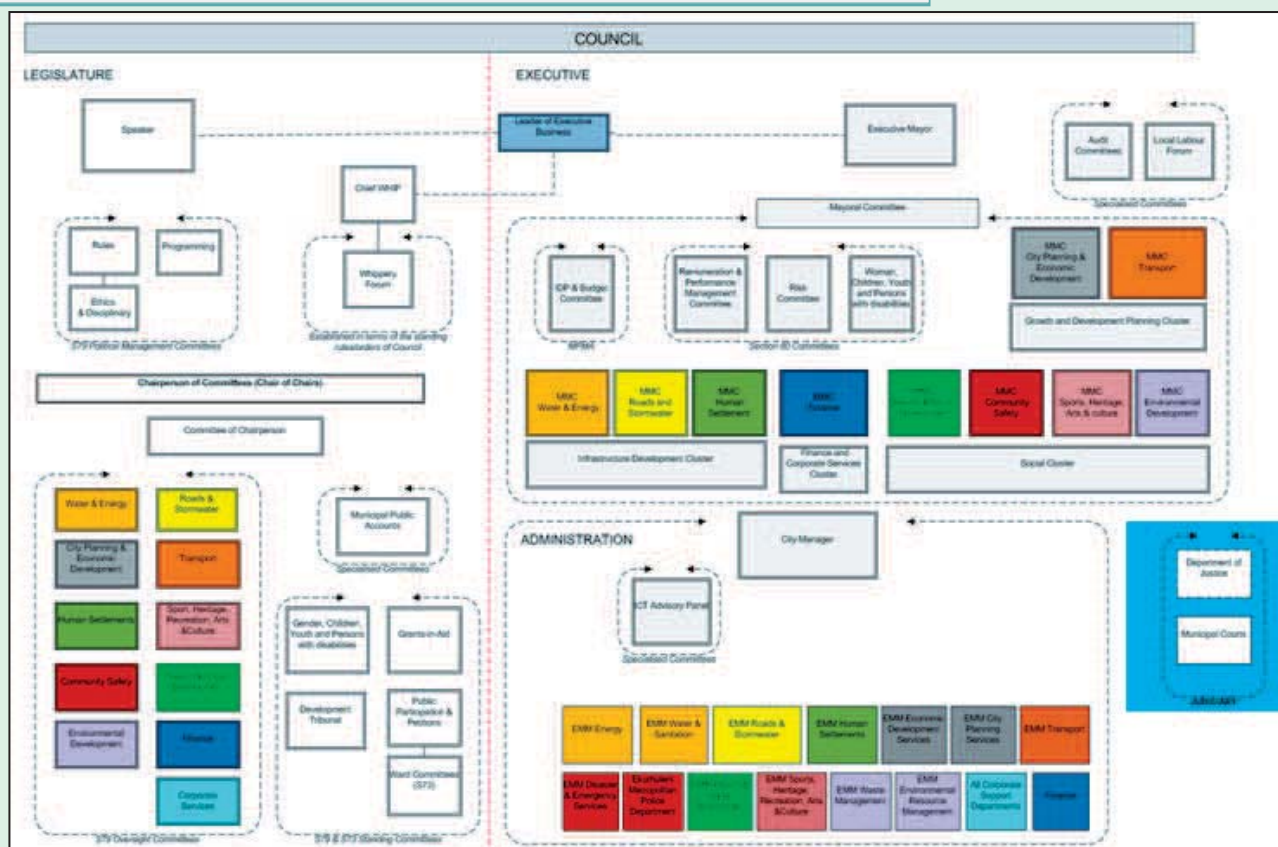
## POLITICAL DECISION MAKING

According to the system of delegation of powers, decisions on delegated matters are taken by the Mayoral Committee, while decisions regarding non-delegated matters are taken by Council. In making its decisions, Council is advised by Section 79 Committees, to which matters are referred whenever required. Resolutions of Council are thereafter submitted to the executive for implementation. The legislature's resolution tracking mechanism is yet to be fully implemented, to enable it to track the implementation of council resolutions.

*T 2.1.1*



# Chapter 2



# Chapter 2

**MAYORAL COMMITTEE**




Cllr Mondli Gungubele  
EXECUTIVE MAYOR OF THE EKURHULENI  
METROPOLITAN MUNICIPALITY

 Cllr Bennett Nkani CITY PLANNING AND ECONOMIC DEVELOPMENT	 Cllr Mkhuthuzeli Sibozo COMMUNITY SAFETY	 Cllr Pheliso Nkunjane CORPORATE AND SHARED SERVICES	 Cllr Vuyolwa Mbena ENVIRONMENTAL MANAGEMENT	 Cllr Moses Mathekeke FINANCE
 Cllr Makhosazana Meluleke HEALTH AND SOCIAL SERVICES	 Cllr Queen Dube HUMAN SETTLEMENTS	 Cllr Thumiso Mahlangu ROADS AND TRANSPORT	 Cllr Zani Tahongweni SPORT HERITAGE, RECREATION, ARTS AND CULTURE	 Cllr Aubrey Numsalo WATER AND ENERGY


T2.1.1

# Chapter 2


## LEGISLATURE



**DEPUTY MAYOR OF EKURHULENI**  
Cllr Robert Maseko




















**SPEAKER OF COUNCIL**  
Cllr Francis Kuvale













**CHAIRPERSON OF COUNCIL/DEPUTY CHAIRPERSON**  
Cllr Mphahlele Mphahle







### MULTI-PARTY WHIPPERY FORUM

 ANC Cllr David Maseko	 ANC Cllr Mphahlele Mphahle	 ANC Cllr Mphahlele Mphahle
 ANC Cllr Mphahlele Mphahle	 ANC Cllr Mphahlele Mphahle	 ANC Cllr Mphahlele Mphahle
 DA Cllr Mphahlele Mphahle	 SFP Cllr Mphahlele Mphahle	 COPE Cllr Mphahlele Mphahle
 ANC Cllr Mphahlele Mphahle	 ACDP Cllr Mphahlele Mphahle	 ANC Cllr Mphahlele Mphahle
 DDP Cllr Mphahlele Mphahle	 IFP Cllr Mphahlele Mphahle	 SFP Cllr Mphahlele Mphahle
 SADA Cllr Mphahlele Mphahle	 SFP Cllr Mphahlele Mphahle	

### \$79 OVERSIGHT COMMITTEES

 CITY PLANNING, URBAN & DEVELOPMENT Cllr Mphahlele Mphahle	 COMMUNITY SAFETY Cllr Mphahlele Mphahle	 CORPORATE SERVICES Cllr Mphahlele Mphahle
 ENVIRONMENTAL DEVELOPMENT Cllr Mphahlele Mphahle	 FINANCE Cllr Mphahlele Mphahle	 HEALTH & SOCIAL DEVELOPMENT Cllr Mphahlele Mphahle
 TOWN & COUNTRY PLANNING Cllr Mphahlele Mphahle	 SPECIAL SERVICES, RECREATION, ARTS & CULTURE Cllr Mphahlele Mphahle	
 WATER & SANITATION Cllr Mphahlele Mphahle	 SOLID WASTE Cllr Mphahlele Mphahle	

### \$79 STANDING COMMITTEES

 BILLS & PROPOSALS Cllr Mphahlele Mphahle	 GENERAL COUNCIL OF EKURHULENI Cllr Mphahlele Mphahle	 SPECIAL SERVICES Cllr Mphahlele Mphahle
 BUDGETARY & FINANCE Cllr Mphahlele Mphahle	 DEVELOPMENT OF EKURHULENI Cllr Mphahlele Mphahle	 PUBLIC WORKS Cllr Mphahlele Mphahle



# Chapter 2

## COUNCILLORS

The EMM comprises of 202 Councillors, which includes both elected (101 ward councillors) and appointed (101 proportional councillors) representation. Each of the 101 ward councillors chairs a ward committee as part of the Ward Participatory System that brings participation down to community level. The Speaker is the Chairperson of Council and the Rules Committee, while Chairpersons chair Section 79 Committees. The Chairperson of Chairpersons chairs the Chairpersons Committee and oversees the overall performance of Chairpersons of Section 79 Committees. The allocation of Councillors into committees is based on the proportional representation system.

*T 2.1.2*

## POLITICAL DECISION-MAKING

According to the system of delegation of powers, decisions on delegated matters are taken by the Mayoral Committee, while decisions of non-delegated matters are taken by Council. In making its decisions, Council is advised by Section 79 Committees, to which matters are referred whenever required. Resolutions of Council are thereafter submitted to the executive for implementation. The legislature's resolution tracking mechanism is yet to be fully implemented, to enable it to track the implementation of Council resolutions.

*T 2.1.3*

## 2.2 ADMINISTRATIVE GOVERNANCE

### INTRODUCTION TO ADMINISTRATIVE GOVERNANCE

Ekurhuleni's executive leadership manages the metropolitan municipality along best practice principles, implementing the strategies and plans needed to meet the organisation's long-term goals which are set out in the Growth and Development Strategy 2025. Day-to-day management and administration of the municipality is carried out by the City Manager and his staff of more than 17 000 employees led by Heads of Departments, Directors, Customer Care Area Managers and operational levels of management.

The City Manager, in discharging his duties and in line with the principles of good governance and legislative requirements, has established administrative committees which are as follows:

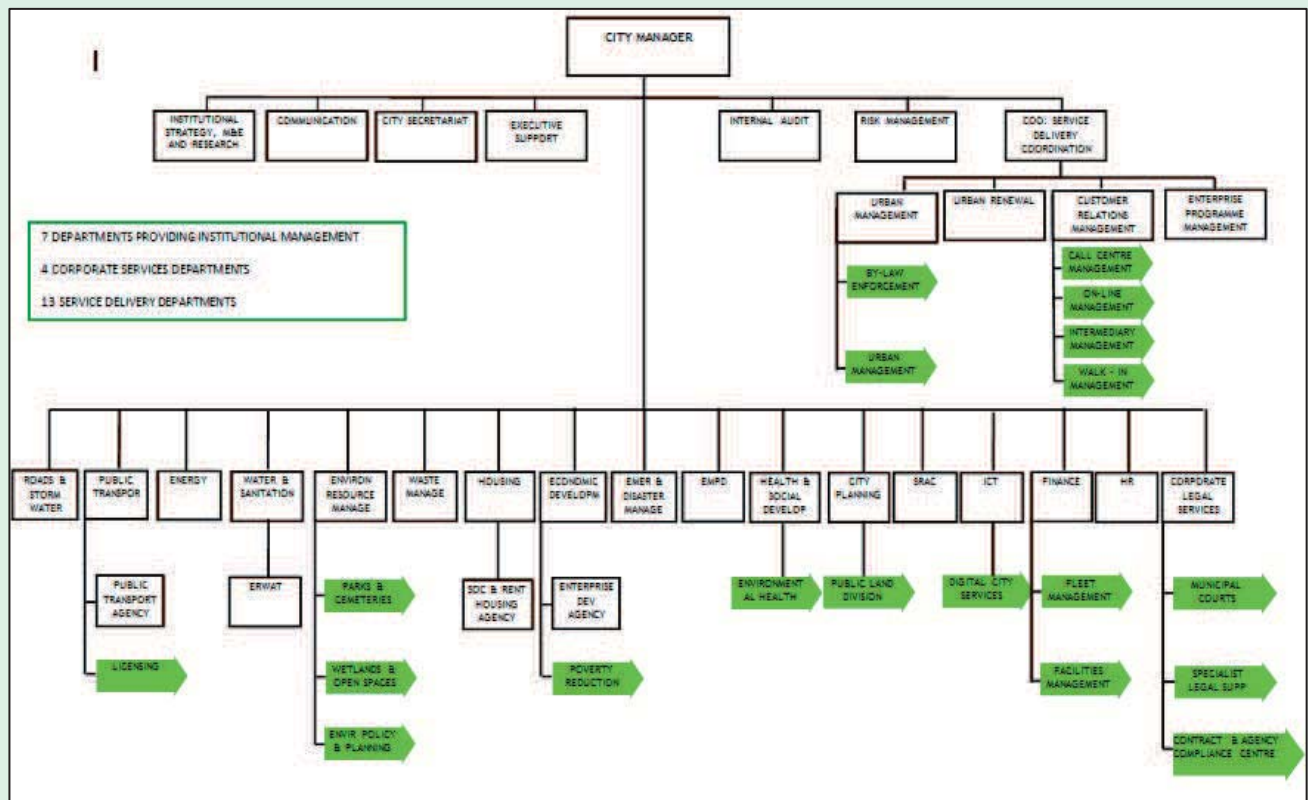
- **The Strategic Management Committees (SMT/EXCO)** are constituted as executive management committees of EMM. The duties and responsibilities of the members are in addition to those as HODs. The deliberations of the SMT do not reduce individual and collective responsibilities of the City Manager and HODs with regard to their fiduciary or administrative duties and responsibilities, and they must continue to exercise due diligence and good judgment in accordance with their statutory and contractual obligations. The following committees have been established as committees of the SMT:
  - Bid Specification, Evaluation and Adjudication Committees are legislated committees in terms of section 168 of the MFMA of Supply Chain Regulations. No councilor serves on or in any manner participates in the Bid Committees or any other committee evaluating or approving tenders, quotations, contracts or other bids.
  - ICT Steering Committee deals with IT governance and risk related issues.

# Chapter 2

- Development Facilities Committee's role is to develop extraordinary measures to facilitate and speed up the implementation of construction and development programmes and projects in relation to land; and to lay down general principles governing land development. In addition the roles of the committee, it must also hear and decide on development applications within the municipality's boundaries.
- Governance, Risk and Compliance Committee deals with issues related to governance, ethics, risk, compliance and assurance.
- IDP, Budget Assets and Liabilities Committees (IBALCO) – the FMA has established a Budget Committee at executive level, IBLCO deals with administration issues related to budget and IDP and provides reports to the Executive Budget Committee.

*T 2.2.1*

# Chapter 2



# Chapter 2

## COMPONENT B: INTERGOVERNMENTAL RELATIONS

### INTRODUCTION TO CO-OPERATIVE GOVERNANCE AND INTERGOVERNMENTAL RELATIONS

Ekurhuleni participates in a number of national, provincial and local intergovernmental forums in order to ensure that the City is kept abreast of important developments in the various areas of its responsibilities. Through these forums the City is able to exchange ideas, influence legislative and policy direction, and benchmark with other spheres of government.

T 2.3.0

## 2.3 INTERGOVERNMENTAL RELATIONS

### NATIONAL INTERGOVERNMENTAL STRUCTURES

NATIONAL			
DEPARTMENT	MEETING	PURPOSE	VALUE
TRANSPORT	SIP 2 Steering Committee	Co-ordination on the Durban, Free State and Gauteng Freight & Logistics Corridor.	The department is currently involved in the planning of relevant elements in the Tambo Springs Inland Port Project. The steering committee and relevant working groups provide an opportunity for integration of efforts and opportunities.
	MITEC-Minister MEC's Technical Meeting	Intergovernmental implementation forum-environmental issues.	Sharing of expertise, experience and technical know-how.
ENVIRONMENT DEVELOPMENT	Advisory Committee On Environmental Policy And Law Reform-Working Group	A forum where DEA and the provincial environmental department discuss environmental legislative matters. Municipalities are there by invitation and observatory capacity.	The attendance of these forums helps municipalities to keep abreast of any changes in environmental legislative/policy matters. Meeting held on a quarterly basis.

# Chapter 2

NATIONAL			
DEPARTMENT	MEETING	PURPOSE	VALUE
	<b>Regional mining development and environmental committee- RMDAC</b>	The meeting is chaired by the Gauteng region of Department of Mineral Resources. Objections and appeals against environmental applications in terms of the mineral and petroleum resources are processed.	Development Act, 2002 are discussed.
	<b>Intergovernmental task team on acid mine drainage (AMD)</b>	The meeting is chaired by DWA, EMM is represented by ERM, Dept Water & Sanitation and R & S dept.	Specifically aimed at discussing progress on the national AMD project.  Meeting usually held on quarterly basis or more often if needed.
<b>DISASTER AND EMERGENCY MANAGEMENT SERVICE (DEMS)</b>	<b>Acid mine drainage committee</b>	Assist the municipality in understanding the hazards involved and prepare disaster mitigation plans and enhance the preparedness of the City.	Acid mine drainage committee
	<b>DMISA Council meeting</b>	Provide support to the municipality through the development of a professional institute which will ensure that officials perform duties ethically and that they are licensed to practice their profession through appropriately being qualified to do so.	DMISA Council meeting
	<b>DMISA Executive Committee</b>	Plan for the provision of support to the municipality through the development of a professional	DMISA Executive Committee



# Chapter 2

NATIONAL			
DEPARTMENT	MEETING	PURPOSE	VALUE
		institute which will ensure that officials perform duties ethically and that they are licensed to practice their profession through appropriately being qualified to do so. Also arrange conferences which provide updates on new international trends	
	<b>SABS/TC 223 – Mirror Committee: National Disaster Management</b>	To assist with the development and amendment of standards of best practice to be used in the field of disaster management and fire brigade services.  Twice a year.	Sharing of best practices in the industry.
	<b>National Fire Services Advisory Committee (NAFSAC)</b>	To advance the views of the municipality in respect of changes to the legislation and to propose regulations consistent with trend in the world.	To coordinate legislative and policy inputs.
	<b>National Disaster Management Advisory Forum</b>	The Forum is a body in which national, provincial and local government and other disaster management role-players consult one another and co-ordinate their actions on matters relating to disaster management.  Forum meets quarterly.	To participate in national decision structures and to advance the disaster management position of the City of Ekurhuleni
	<b>National Disaster Management Centre</b>	To advance the views of the municipality in respect of changes to the legislation and to propose regulations consistent	Task Team reviews the Disaster Management legislation.

# Chapter 2

NATIONAL			
DEPARTMENT	MEETING	PURPOSE	VALUE
		with thinking in the municipality.  Forum meets quarterly.	
	<b>National Disaster Management Committee</b>	To advance disaster management training so that improved standards and training may be approved nationally for improved disaster management planning.  Committee meets quarterly.	Sharing of knowledge on disaster management training.
	<b>National Disaster Management -Capacity Building and Research Technical Task team</b>	To advance disaster management capacity building and training so that improved standards and training may be approved nationally for improved disaster management planning.	To ensure that proper emergency plans and readiness for the MHI are in place.
<b>COMMUNICATION AND MARKETING</b>	<b>Local Government Inter-governmental Communication Forum (Core Team)</b>	This structure meets quarterly and is coordinated by the Gauteng Department of Local Government and Housing. It is attended by the National Department of Cooperative Governance and Traditional Affairs, GCIS in Gauteng, SALGA, Office of the Premier and municipalities.	Discuss strategic issue of communication at local government level.  It looks at municipal development programmemes.  Municipal communication strategies.  Provides communication support to municipalities.
<b>WATER AND SANITATION</b>	<b>Vaal river system steering committee</b>	The Department of Water Affairs (DWA) being the custodian of	This committee assists the municipality to drive

# Chapter 2

NATIONAL			
DEPARTMENT	MEETING	PURPOSE	VALUE
		water resources monitors the demand through this committee. Each municipality reports quarterly at this committee its demand against targets is set by DWA.	water demand management within its area of jurisdiction.
	<b>Intergovernmental Steering Committee (IGTT) on the management of mine water</b>	Acid Mine Drainage (AMD) can damage the environment and could possibly find its way into the sewer network & waste water treatment plants, which could be disastrous. The W&S department participates and ensures that proper drainage and processes are addressed.	Although this function resides with the Environment Department, the W&S Department participates in this forum in order to understand the long-term objective possibilities to 'clean' AMD to potable standards.
	<b>Environmental Forum Meetings (DWA/GDARD)</b>	This forum is set up by the Environment Department where all infrastructure departments' EIA applications are coordinated and progress reported by DWA & GDARD.	This forum adds value and assists the W&S Department immensely in obtaining Record of Decisions (RoDs) and Water Use License (WULs).
<b>SPORTS, RECREATION, ARTS AND CULTURE</b>	<b>Sport Councils (e.g. SASCOC)</b>	Municipality is invited to the national forum meetings through the South African Sport Olympics Confederations (SASCOC) and Gauteng Sport Council.	Provides national context in terms of sport development delivery, which influences what happens at municipality level.  Updates on the new developments and trends in terms of coach and athlete support.

# Chapter 2

NATIONAL			
DEPARTMENT	MEETING	PURPOSE	VALUE
			Standardisation of sport development initiatives and intervention, to ensure that impact is realised.
	<b>Leisure and Recreation South Africa (LARASA)</b>	LARASA encourages the development of new strategies to reposition recreation and leisure within the public service to transform the environment to meet the leisure time needs of all.	<p>Provide recreation content in terms best practice and new trends.</p> <p>Platform to interact with other recreation practitioners and professionals.</p> <p>Above enable us to improve our recreational programmes and practices, to encourage healthy lifestyles.</p>
	<b>National Council for Library and Information Services (NCLIS)</b>	<p>Council's purpose is to</p> <p>Raise low levels of literacy and information literacy.</p> <p>Promote a culture of reading and lifelong learning.</p> <p>Stimulate the publishing industry to publish more works of both fiction and non-fiction in African languages in order for South Africa to become a nation of readers.</p> <p>Transform information services and library collections to answer the needs of all communities.</p>	<p>Updates on new developments and new trends.</p> <p>Provides the strategic direction in Library and Information Services.</p>

# Chapter 2

NATIONAL			
DEPARTMENT	MEETING	PURPOSE	VALUE
		One of the EMM LIS Managers is the member of the NCLIS (Regional Manager South).	
	<b>Library and Information Association of South Africa (LIASA)</b>	<p>LIASA strives to unite, develop and empower all people in the library and information field into an organisation that provides dynamic leadership in transforming, developing and sustaining library and information services for all people in South Africa.</p> <p>It advocates and supports the provision of efficient, user-orientated and excellent library and information services that aspire to equitable access to information for all communities (literate and illiterate) in South Africa.</p>	<p>LIASA is creating a platform of development as Professional Librarians and Library Workers</p> <p>Library Week activities as one of the initiatives of LIASA contributes on the functionality and accessibility of libraries.</p>
	<b>South African Heritage Resources Agency</b>	EMM participates in forum organised by the agency for purposes of understanding new developments in the heritage sector.	Nomination dossiers and processes of declaration of heritage site to protect and promote our heritage.
	<b>South African Geographical Names Council</b>	EMM participates in the Council forums as and when required.	Development of Policy on naming and renaming of geographical features in Ekurhuleni.

# Chapter 2

NATIONAL			
DEPARTMENT	MEETING	PURPOSE	VALUE
	<b>Pan South African Language Board</b>	EMM participates in the Council forums as and when required.	Importance of promotion of our indigenous languages.
PROVINCIAL INTERGOVERNMENTAL STRUCTURE			
PROVINCIAL			
DEPARTMENT	MEETING	PURPOSE	VALUE
<b>TRANSPORT</b>	<b>Integrated Transport Planning Steering Committee</b>	<p>This is led by the Gauteng Department of Roads and Transport in pursuit of the legislative imperatives in the National Land Transport Act, 2009. The meetings are held on a quarterly basis in which all relevant metropolitan municipalities have an opportunity to share and interrogate the Comprehensive Integrated Transport Plans (CITPs) as well as to discussion areas of integration across municipal boundaries.</p> <p>To discuss progress on the development of local Integrated Transport Plans and the IRTPN.</p>	Relevant discussions on land use development and transport planning as well as integration across municipal boundaries.
	<b>Rail Steering Committee</b>	To ensure integration of planning in passenger rail	Integration of rail planning and operations across all

# Chapter 2

PROVINCIAL			
DEPARTMENT	MEETING	PURPOSE	VALUE
		matters.	municipalities in the province.
	<b>Gautrain Coordinating Committee</b>	Arranged and held the quarterly Gautrain / EMM coordinating committee.	Promotion of integration between Gautrain and local rail plans and operations.
ENVIRONMENTAL	<b>MEC-MMC Intergovernmental forum</b>	A forum between the MEC for Agriculture and Rural Development and the environmental MMCs of the various municipalities in Gauteng.	This forum is useful as it allows the province and the municipalities to discuss matters of mutual interests.
	<b>EIA forum meeting</b>	This meeting is held between EMM, GDEARD and DWA. The meetings are chaired by ERM.	Purpose of the meeting is to discuss EIA-related application in the EMM area, to see how to fasttrack EMM EIA applications in order to facilitate service delivery. The meetings are held the first Thursday of every month.
	<b>DMISA Southern Gauteng Meeting</b>	Provide the municipality and officials within the municipal disaster management arena with trends and new methodologies for performing their functions. This includes the use and development of standards.	It's useful for capacitation of officials in the disaster management.

# Chapter 2

PROVINCIAL			
DEPARTMENT	MEETING	PURPOSE	VALUE
DEMS		Forum takes place quarterly.	
	Gauteng Head of DM Centre	Impart knowledge and standardise on disaster management policies and practices.  This meeting takes place monthly.	Impart knowledge and standardise on disaster management policies and practices.
	Gauteng Provincial Disaster Management Advisory Forum	Compliance with the Disaster Management Act.  Forum takes place quarterly.	It is valuable for the ongoing capacitation of officials.
	GPG/EMM EMS Fleet Meeting	It is a forum where the maintenance issues relating to ambulances and medical equipment are discussed. Takes place monthly.	Implementation of solution.
	ACSA and Gautrain	Meeting is arranged quarterly by ACSA and GAUTRAIN.	Provides national context in terms of sport development delivery, which influences what happens at municipality level.  Updates on the new developments and trends in terms of coach and



# Chapter 2

PROVINCIAL			
DEPARTMENT	MEETING	PURPOSE	VALUE
			athlete support.  Standardisation of sport development initiatives and intervention, to ensure that impact is realised.
	District Health Council Technical Committee	To address the common challenges faced by both province and the municipality in the rendering of emergency medical services (ambulance).  Meeting takes place monthly.	District Health Council Technical Committee.
	SABS/TC 223 – Mirror Committee: National Disaster Management	To assist with the development and amendment of standards of best practice to be used in the field of disaster management and fire brigade services.  Forum takes place twice a year.	SABS/TC 223 – Mirror Committee: National Disaster Management.
COMMS & MARKETING	Gauteng Intergovernmental Communication Forum	This forum meets monthly and it usually comprises heads of communications from provincial departments and municipalities, media liaison officers, and spokespeople from these institutions	The role and function of this forum is:  This is a strategic meeting of government communicators.  The Office of the Premier co-ordinates this forum.

# Chapter 2

PROVINCIAL			
DEPARTMENT	MEETING	PURPOSE	VALUE
			<p>It is a platform used to share information and iron out communication problems.</p> <p>The forum assists with capacity building and profiling of case studies.</p> <p>It also assists with strategising for communication.</p> <p>It allows government departments in the province to work together instead of competing when it comes to messaging and campaigns.</p>
<b>SPORTS, RECREATION, ARTS AND CULTURE</b>	<b>Provincial Gauteng Library and Archives Services</b>	This is a provincial (including municipalities) forum to share expertise and knowledge. Regular workshops and meetings are organised.	Policies, planning, co-ordination, development of LIS, Constitutional Framework, LIS function, evaluation of grant funds.
			<i>T 2.3.2</i>

# Chapter 2

## RELATIONSHIPS WITH MUNICIPAL ENTITIES

The Metro has **three municipal entities**, namely:

### **Brakpan Bus Company**

Provision of a Bus Service to the community of Brakpan.

### **East Rand Water Care Company (ERWAT)**

Wastewater purification for the entire Ekurhuleni Metro and portions of the City of Johannesburg.

**Ekurhuleni Development Company (EDC)**, including the EDC Management Company, the Germiston Pharoe Park Co, the Pharoe Park Phase II Co and the Lethabong Housing Institute.

Social Housing (rental) in Germiston.

In addition, the EMM holds a 20% share in Rand Airport but has no control over the company and as such the company is accounted for as a long-term investment and not an entity.

Legislation prescribes full reporting and accountability to EMM as the parent municipality. Consolidated budgets and annual financial statements are required by law, thus require full interaction between EMM and the entities.

# Chapter 2

## COMPONENT C: PUBLIC ACCOUNTABILITY AND PARTICIPATION

### OVERVIEW OF PUBLIC ACCOUNTABILITY AND PARTICIPATION

EMM places a high premium on participation and involvement of communities in the governance and management of the municipality. To this end, there is a number of public participation initiatives both on the Executive and Legislative components of Council aimed at ensuring that communities participate in the development of their communities and also that the municipality is accountable to the public. These are discussed in detail below.

*T 2.4.0*

# Chapter 2

## 2.4 PUBLIC MEETINGS

### COMMUNICATION, PARTICIPATION AND FORUMS

#### IDP engagements with communities (planning or preparation phase)

Section 29 (1) (b) of Chapter 5 of the Municipal Systems Act of 2000 states that Municipalities through appropriate mechanisms, processes and procedures established in terms of public participation; allow for communities to be consulted on their development needs and priorities; the local community to participate in drafting of the IDP.

Ekurhuleni Metropolitan Municipality uses the ward committees as a mechanism for the purpose of engaging and consulting communities on their needs and priorities. The IDP review meetings were held in all 20 Customer Care Centres with the ward committees from 101 wards. Several wards (between two and nine) are combined into a single CCA with the effect that only 19/20 meetings are held across the metro.

The meetings were held as follows:

Date	CCA	Venue
17 October	<b>Daveyton</b>	Marivate Youth Centre
23 October	<b>Katlehong 2</b>	Palm Ridge Hall
24 October	<b>Boksburg</b>	Boksburg Council Chamber
30 October	<b>Thokoza</b>	Thokoza Youth Centre
30 October	<b>Alberton</b>	Alberton Council Chamber
31 October	<b>Edenvale</b>	Edenvale Community Centre
1 November	<b>Katlehong 1</b>	DH Williams
1 November	<b>Germiston</b>	Germiston Council Chamber
2 November	<b>Kwathema</b>	Kwathema Civic Hall
5 November	<b>Etwatwa</b>	Stompie Skosana
7 November	<b>Nigel/Duduza</b>	Duduza Church Hall
9 November	<b>Benoni</b>	Benoni Council Chamber
10 November	<b>Tembisa 1&amp; 2</b>	Rabasotho Hall
12 November	<b>Kempton Park</b>	Kempton Park Council Chamber

# Chapter 2

13 November	<b>Brakpan</b>	Brakpan Council Chamber
13 November	<b>Tsakane</b>	Tsakane Community Hall
15 November	<b>Vosloorus</b>	J Dumani Hall
16 November	<b>Springs</b>	Springs Supper Hall

Details on the outcome of these meeting are contained in Annexure F.

## IDP and Budget Process (tabling phase)

Both the Ekurhuleni Metropolitan Municipality's IDP and Budget process draft reviewed Integrated Development Plan (IDP) for the period 2013-2018 and the draft Multiyear Budget 2013/2014 – 2015/2016 was open for comment by the public during the period of 21 March - 22 April 2013.

The documents were open for discussion at all public libraries, and customer care centres and well-advertised to raise public awareness.

In addition public meetings were held between 11 April and 19 April 2013 across the region. The following tables reflect the schedules of meetings that took place over the period:

### Draft IDP/Budget Consultation Meetings with Communities

DATE	CCA	VENUE	TIME	MMC Deployed	Chairperson	No of Cirs participating	No of Municipal officials
11 April 2013	Springs	Springs Supper Hall	18:00	Clr Makwakwa	Clr N Diamond	5	34
11 April 2013	Benoni	Benoni City Hall	18:00	Clr Tshongweni	Clr S Ditshego	9	8
11 April 2013	Thokoza	Thokoza Auditorium	18:00	Clr Nxumalo	Clr P Mkhonza	6	27
11 April 2013	Thembisa 2	Olifantsfontein Hall	18:00	Clr Nkunjane	Clr D Sibiloane	12	12
16 April 2013	Business and largest Consumers	Boksburg Council Chamber	10:00	Clr Makwakwa	Clr Makwakwa	3	15
16 April 2013	Duduza	Monty Motloun Hall	18:00	Clr Duba	Clr N Shongwe	8	28
16 April 2013	Brakpan	Brakpan City Hall	18:00	Clr Nikani	Clr M Mabote	5	32
16 April 2013	Vosloorus	Vosloorus Civic Hall	18:00	Clr Nkunjane	Clr F Boo	9	24

# Chapter 2

16 April 2013	Katlehong 2	Palm Ridge Hall	18:00	Clr Siboza	Clr V Chauke	5	23	620
17 April 2013	Ekurhuleni Religious Forum	Kempton Park Council Chamber	10:00	Clr Maluleke	Clr Maluleke	2	7	85
17 April	Kwa	Kwathema Civic	18:00	Clr Makwakwa	Clr N Diamond	9	35	74
17 April	Daveyton	Marivate Hall	18:00	Clr Tshongweni	Clr S Ditshego	6	28	291
17 April 2013	Katlehong 1	Tsolo Hall	18:00	Clr Siboza	Clr V Chauke	7	62	659
17 April 2013	Kempton Park	Kempton Park City Hall	18:00	Clr Maluleke	Clr N Yamba	11	28	70
18 April 2013	Tsakane	Tsakane Civic Hall	18:00	Clr Nikani	Clr V Chiloane	8	22	247
18 April 2013	Tembisa 1	Rabasotho Hall	18:00	Clr Mahlangu	Clr P Mkhonza	5	17	177
18 April 2013	Alberton	Alberton City Hall	18:00	Clr Nxumalo	Clr M Mabote	6	33	121
18 April 2013	Germiston	Dinwiddie Hall	18:00	Clr Mabena	Clr S Kraai	11	27	162
19 April 2013	Nigel	Alra Park Hall	18:00	Clr Duba	Clr N Shongwe	4	22	72
19 April 2013	Etwatwa	Stompi Skhosana	18:00	Clr Tshongweni	Clr V Chiloane	5	17	89
19 April 2013	Boksburg	Boksburg Library Auditorium	18:00	Clr Nkunjane	Clr F Booie	7	31	190
19 April 2013	Edenvale	Edenvale Library Auditorium	18:00	Clr Maluleke	Clr N Yamba	8	36	134
T 2.4.1								

## Mayoral Imbizo programmeme

Public participation is the cornerstone of our democracy and the Ekurhuleni Metropolitan Municipality has made it a very strategic priority in its endeavour for clean and inclusive governance. That is why the Metro uses the Mayoral Izimbizo as one of the tools to reach out to its communities.

Mayoral Izimbizo forms part of extensive community participation because the Metro needs the involvement of the communities for it to take the City forward.

They present the EMM with an opportunity to go back to the communities to account. These meetings are held quarterly within the reach of the communities.

# Chapter 2

The Executive Mayor and the Mayoral Committee members together with municipal officials go to communities to engage them on the programme of action of the Metro, looking at progress made, reflect on the past and of course talk to challenges that the Metro is experiencing in delivering on its mandate.

During the financial year 2012/2013, a total of 30 meetings were held, on the 23 and 24 August 2012 and also on the 14 and 15 February 2013. The number of people who attended these meetings is between 200 and 700 per meeting.

Issues raised during these meetings were sent to departments for response and implementation. These issues include things like the erection of street lights and high mast lights, construction of new roads and storm water and upgrades of existing roads, construction of new clinics, construction of new houses, and upgrade of parks.

## **Ward Committees**

A total 101 ward committees were established in 2012. The ward committee monthly meetings are convened and serve as the platform for interaction, engagement and sharing of information. The role of ward committees is to increase the participation of residents in a ward in council processes and/or decision making processes. Additional information on ward committees is provided below and in Annexure E.

## **Petitions process**

The petitions process is also an important public participation mechanism for Council. This Petition process is established and functional. Monthly Petition Committee meetings are convened to consider all received petitions.

For the year under review, the Committee, in accordance with its mandate, has convened monthly meetings, committee hearings and public hearings. The Committee has endeavoured to resolve most of the petitions and has therefore completed the following activities in relation to meetings, hearings and site inspections:

<b>Petitions Received</b>	<b>Petitions Resolved</b>	<b>Hearings</b>	<b>Site Inspections</b>
215	123	21	2

The benefits of all of these programmes are more of ensuring that the Municipality converses, engages and acts on matters relating to community concerns. The systems are available and



# Chapter 2

functional for Ekurhuleni Metropolitan Municipality to expedite, consider and resolve inputs and comments by the community.

## **WEBSITE – Public participation tool**

Public participation in programmes run by the Ekurhuleni Metropolitan Municipality is communicated to the public using a variety of avenues, and feedback is encouraged.

The website is one of these avenues and was used in the intense drive of the 'Budget Tips' programme, which encourages members of the public to participate in and comment on the draft 2013 – 2017 IDP and the 2013/14 – 2015/16 municipal budget. The draft documents were published on the website for easy access and a direct link was provided to the dedicated budget tips email address.

This was followed up when the annual budget was approved and then published on the website for easy access to the community.

The Mayoral Imbizos, held throughout the year, were advertised on the website and captured on the calendar of events listing details on where and when these meetings will take place.

Ekurhuleni's State of the City Address was organised differently in 2013, with the public being asked to contribute towards the address of the executive mayor and what they wanted addressed and looked at. The website was used to encourage members of the public to give comments and suggestions for the speech. A dedicated email address was provided with a direct link on the website. As in the case of the budget documents, this was followed up with the publishing of the State of the City Address after being delivered by the Executive Mayor.

### **WARD COMMITTEES**

All the ward committees have been established and they are functioning properly as per the Municipal Structures Act. Ward committee meetings are expected to convene once a month and during the reporting period, i.e. 01 July 2012 to 30 June 2013, meetings were held as follows:

- 925 ward committee meetings.
- 628 public meetings.

In the 12/13 financial year, to ensure the functionality of ward committees, the municipality formulated Key Performance Areas (KPIs) as per the Municipal Structures Act 117 of 1998, solely to outline the functions and responsibilities of ward committees with specific indicators to assist them to accomplish their mandate of enhancing participatory democracy in local government. The KPAs were also formulated to strengthen the functionality of ward committees and to ensure that they are active and able to effectively support their respective Ward Councillors. Other activities included:

# Chapter 2

- The formulation of policies and procedures for Ward Committees.
- Capacity building programmes for ward committees.

Details on this and more are included in Chapter Three under the legislature. Refer also to **Appendix E** for more information.

T 2.4.2

## CHALLENGES

The following are challenges experienced by the Community Participation and Education Department in implementing its mandate:

- Approval and implementation of the departmental business plan.
- Ward Committee reports and or issues that are referred to CCA Managers are not attended to timeously.
- Lack of feedback reports from CCA Managers in relation to ward committee monthly and quarterly reports referred to them for intervention.
- Resignation, deaths, relocations, absconding of ward committee members which lead to vacant sectors.
- Budgetary constraints/ limited budget i.e. lack of funding in relation to the training of ward committees.
- Failure to review policies.
- Establishment of sector sub – committees.

T 2.4.3.1

## 2.5 IDP PARTICIPATION AND ALIGNMENT

IDP Participation and Alignment Criteria*	Yes / No
Does the municipality have impact, outcome, input, output indicators?	Yes
Does the IDP have priorities, objectives, KPIs, development strategies?	Yes
Does the IDP have multi-year targets?	Yes
Are the above aligned and can they calculate into a score?	Yes
Does the budget align directly to the KPIs in the strategic plan?	Yes
Do the IDP KPIs align to the section 57 Managers	Yes
Do the IDP KPIs lead to functional area KPIs as per the SDBIP?	Yes
Were the indicators communicated to the public?	Yes
Were the four quarter aligned reports submitted within stipulated time frames?	Yes
* Section 26 of Municipal Systems Act 2000	

# Chapter 2

## COMPONENT D: CORPORATE GOVERNANCE

### OVERVIEW OF CORPORATE GOVERNANCE

The Municipality has enhanced its system of governance by developing the code of governance that is applied across the organisation. The aim of the EMM Code of Governance and Framework is to encourage the effective, efficient and economic use of resources towards better service delivery and, equally, to require accountability and responsibility for the stewardship of those resources.

The Council approved the system of delegation in September 2011. The system of delegations has been developed to maximise administrative and operational efficiency and to provide for adequate checks and balances as required in terms of sections 59 to 65 of the Municipal Systems Act, 32 of 2000.

The municipality is in the process of finalising its Public Participation and Engagement Framework. The Public Participation and Engagement Framework has been developed to deepen democracy and to improve a culture of participatory governance in the Municipality. The framework requires developing a new, inclusive and constructive attitude towards local governance. This requires an open attitude on the part of councillors and officials, and conversely, an acknowledgement of the responsibilities of constructive engagement in the interests of all citizens.

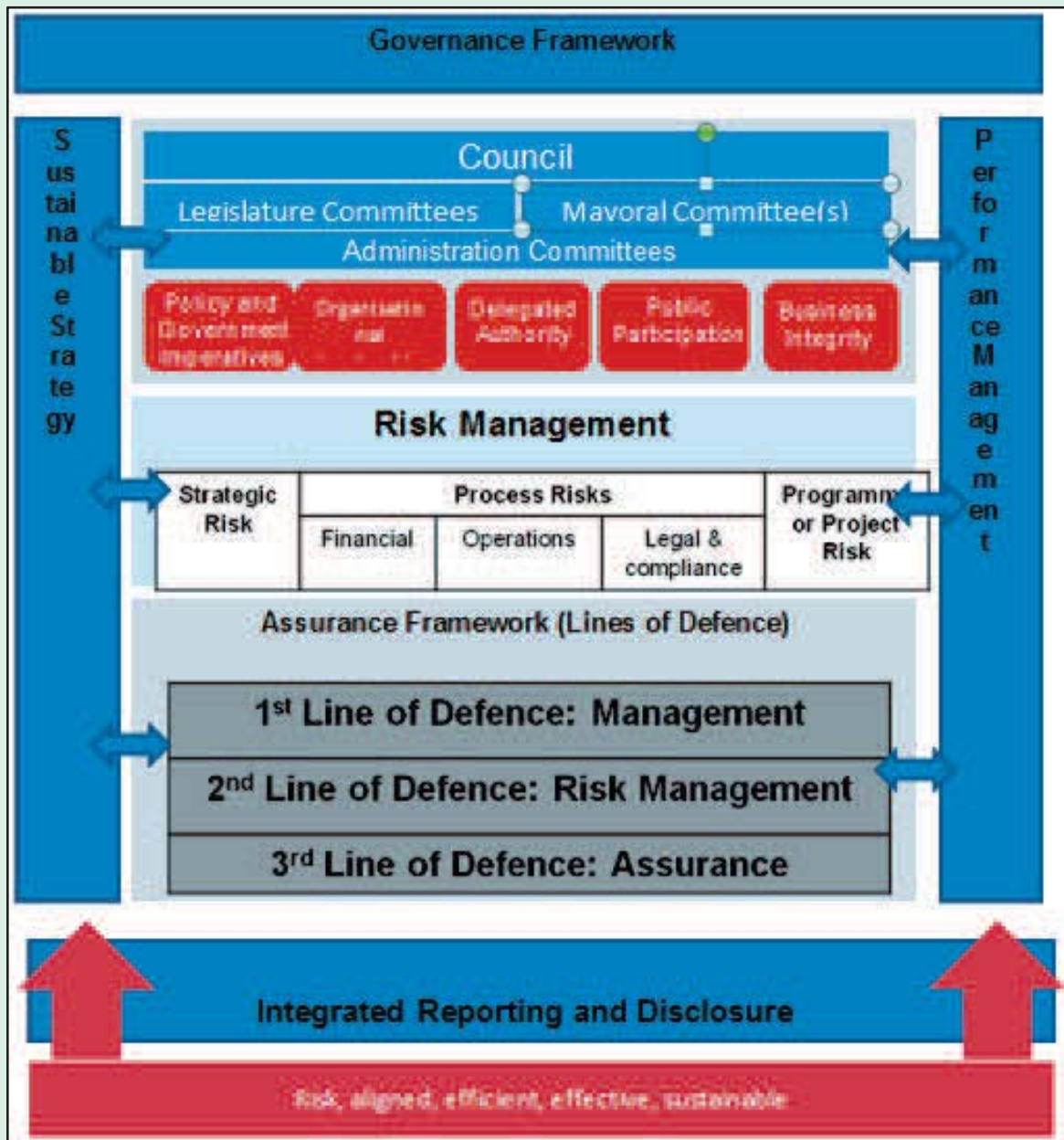
The Business Integrity Framework has been developed and is in the process of being finalised and adopted by Council. The Framework sets out the behaviors, values and ethics that underpin the policy, processes and procedures for the work of EMM. It is designed to emphasise integrity as a key consideration in decision making and in our dealings with ourselves and others.

Integrity and accountability are core values for EMM, continuing to command trust is fundamental to the success of the EMM. Our employees and business partners should be confident that we will deal with them fairly and ethically. Our Business Integrity Framework, consisting of the Business Integrity Policy and Business Integrity Principles (the principles), set out the standards which guide the conduct of our business. The Framework is applicable to all EMM employees and all EMM business partners. The Framework makes it clear that we are implacably opposed to corruption, dishonesty and unethical behavior. We will neither give nor accept bribes, nor permit others to do so in our name.

The following is a reflection of the new Governance Framework for EMM:

T 2.6.0

# Chapter 2



## 2.6 RISK MANAGEMENT

### RISK MANAGEMENT

One of the key responsibilities of the City Manager in terms of the MFMA is the maintenance of an effective system of risk management for the achievement of the municipal objectives. The proactive identification and management of risks has been a key focus area in the municipality.

# Chapter 2

The Mayoral Committee through the Risk Committee, the Audit Committee and the executive management continued to demonstrate its support and commitment to the enterprise risk management framework and recognise the importance of a robust internal control environment in the effective management of risks, enhancing governance, improving performance and stakeholder confidence.

The institution continued to ensure vigilant risk management with specific focus on improving the Supply Chain Management policies and processes, Regulatory Compliance, Occupational Health and Safety, ICT governance, People, Revenue Management, Infrastructure Investments and Ethics Management.

The Municipality is in the process of improving its control framework on the capital investment programme and mitigation strategies for critical and emerging risks inherent in major change initiatives.

The following table details the municipality's risks and links them to its strategic objectives. The treatment and controls in the table are a high level summary.

#	GDS Strategic Postures	GDS Programmes	Risk Description	Mitigation Strategies
1.	Job Creation Economic Growth Sustainable Urban Integration	Sustainable settlement and infrastructure industrial systems and infrastructure strategic acquisition & management of assets, and operations	Infrastructure Risk: ➤ Reduction and eradication of infrastructure backlog. ➤ Ageing infrastructure. ➤ Adequacy of economic growth stimulation infrastructure.	➤ Capital projects are underway to address the aging infrastructure and historical backlog. ➤ Inland port hub project. ➤ EMM CITP. ➤ Aerotropolis Project.
2.	Effective co-operative governance	Establish Long-term fiscal strength	Financial Risk: ➤ Completeness of revenue. ➤ Water losses. ➤ Reduction of the number of developed unmetered properties. ➤ Electricity non-technical losses.	➤ Intelligent metering solution. ➤ Water Services Infrastructure upgrade. ➤ Installation of protective structures.
3.		Building a capable local state	People Risk: ➤ Attraction and retention of critical technical skills. ➤ Productivity and performance standards.	➤ Institutional review project. ➤ Performance standards and job descriptions for all employees.

# Chapter 2

#	GDS Strategic Postures	GDS Programmes	Risk Description	Mitigation Strategies
			➤ Aging personnel in critical service areas.	
4.	Effective co-operative governance	Building a capable local state.	IT Risk: ➤ Availability of IT systems.	➤ Digital City project. ➤ Migration to NGN. ➤ Replacement of old Network equipment.
5.	Job Creation Economic	Industrial Systems and Infrastructure. Market and Product Development. Capabilities Development.	Socio- Economic Risk: ➤ Opportunity to attract commercial investment. ➤ Increase in levels of poverty, illiteracy and unemployment.	➤ Revitalisation of manufacturing hub project. ➤ Job creation projects. ➤ Aerotropolis project.
T 2.6.1				

## 2.7 ANTI-CORRUPTION AND FRAUD

### FRAUD AND ANTI-CORRUPTION STRATEGY

The municipality implemented an Anti-corruption Strategy, which incorporates a Code of Conduct for municipal staff members as well as an Anti-fraud and Corruption policy.

The stance of the Municipality is:

- Fraud and corruption will not be tolerated - zero tolerance.
- All incidents will be investigated and followed up by the application of all remedies available within the full extent of the law.
- All incidents of fraud and corruption will be reported to the saps for criminal prosecution.
- Losses or damages suffered will be recovered from such an employee/councilor if she/he is liable in law.

Management is also leading by example as one of the tools to be used by management to create such a culture of zero tolerance towards fraud and corruption in the municipality.

The municipality instituted a fraud hotline as part of the anti-corruption strategy. We also receive reports of possible fraud and corruption from the national fraud hotline as well as from management. The Chief Audit Executive investigates every case reported and reports the results to the head of the department and the City Manager, who then institute disciplinary actions as well as criminal actions, were deemed necessary.

For the year under review, the department received 59 new investigations, while investigations for 80 cases reported in prior years were still in process at the beginning of the financial year. The



# Chapter 2

department managed to finalise 83 of the 139 cases and reports were handed to management for their consideration and further action.

The Audit Committee of the municipality consists of five external members appointed by the Executive Mayor. All officials (heads of department) attending the meetings are there by invitation and do not have any voting rights.

The municipality's Bid Evaluation Committee and Bid Adjudication Committee, which consist of senior managers in the municipality, evaluate all bids and tenders.

The Audit Committee recommendations for 2012/13 are set out per Appendix G.

T 2.7.1

## 2.8 SUPPLY CHAIN MANAGEMENT

### OVERVIEW SUPPLY CHAIN MANAGEMENT

The Council developed a Supply Chain Management Policy and practices in compliance with the guidelines set down by the Supply Chain Management Regulations, 2005, which was approved with effect from 1 March 2006.

The Council also adopted the new Preferential Procurement Regulations, 2011, with effect from 7 December 2001. A new SCM Policy, incorporating the abovementioned regulations, as well as all other relevant legislation, regulations and circulars, has been developed and Council approval during September 2013 is envisaged.

In terms of the municipal supply chain management policy, no Councillors are members of any committee handling Supply Chain Management processes. The following must also be noted with regard to supply chain management in Ekurhuleni:

- No Supply Chain Management officials have reached the prescribed levels yet, but the relevant officials are currently attending training courses in order to reach the prescribed competency levels.
- Seven Supply Chain officials are yet to reach the necessary competency levels.
- Please find the attached "appendix H" in respect of the twenty highest current long-term contracts.
- The Council has attained the standard as set out in Section 112 of the MFMA.

It is important to note that the entire Supply Chain Management process in Ekurhuleni is currently reviewed.

T 2.8.1

## 2.9 BY-LAWS

No new by-laws were introduced in the period under review.

### COMMENT ON BY-LAWS:

As part of a general initiative for the enforcement of Municipal By-laws, the municipality has embarked on an integrated approach to by-law enforcement through the implementation of an Integrated By-law Programme. This inter alia, involves multi-disciplinary By-law operations across EMM that focuses on enforcing all by-laws in a targeted area whilst conducting by-law awareness and education to the relevant communities. An Integrated By-law Enforcement Task Team was established in 2011 and meets on a monthly basis to discuss the enforcement of the applicable by-laws in all communities

# Chapter 2

within Ekurhuleni. All the service departments are represented on the Task Team, and the Chief Operations Officer is the custodian of the Task Team.

The purpose of the team is to:

- Plan and execute By-law Blitz enforcement operations.
- Report back on progress made by departments in enforcing by-laws in their day-to-day operations.
- Bring urgent infringements to the attention of the relevant departments, for instance EMPD or Waste Management.
- Report back on infringement rectifications subsequent to By-law Blitz operations.
- Report back on contravention cases by Corporate and Legal Services Department.

The By-law Blitz operations have proven to be very effective in the enforcement of by-laws, as it is not only cost effective, but also serves as a visual deterrent for possible infringers.

Through the implementation of the programme, the following have been achieved:

- Enhanced communication and coordination between functions.
- Increased by-law awareness across departments.
- Identification of weak internal processes and policies/by-laws.
- Clearly defined roles and responsibilities have been established.
- Process allows for a full picture of contraventions per property, assisting Corporate Legal Services to proceed with single application to court.
- Compliance monitoring allows for increased follow-ups to ensure compliance and assist in departmental reporting.
- Certain contraventions are persistent and require focussed attention and/or constant monitoring.

The programme has a strong focus on By-Law Awareness and Education with the following key deliverables in 2012/2013:

- By-Law Offences Manual as a quick reference guide for all EMM By-Laws relating to the urban environment has been completed and released by June 2013.
- By-Law Booklet with common contraventions has been compiled and is being distributed to the public through all CCC offices and on by-law blitz operations.
- By-Law Open Days: EMM's first by-law open day was held in February 2013 in Kathlehong with the support and leadership of the MMC: Community Safety.

## Achievements in 2012/2013

From July 2012 to end of June 2013 a total of 24 blitzes were conducted with a total of 2 914 recorded contraventions. An average rate of compliance of 60% has been achieved within a five-week period after the blitz interventions for the year.

T 2.9.1.1

BY-LAW BLITZ AREA	DATE
Edenvale CBD	13 JULY 2012
Germiston CBD	27 JULY 2012
Kempton Park CBD	17 AUG 2012
Brakpan CBD	31 AUG 2012
Benoni Western Extension	07 SEP 2012
Eden Park	21 SEP 2012



# Chapter 2

Jet Park/Elandsfontein	5 OCT 2012
Tsakane	19 OCT 2012
Reiger Park	2 NOV 2012
Duduza	16 NOV 2012
Palm Ridge	30 NOV 2012
Kwa-Thema CBD	7 DEC 2012

Kempton Park CBD	18 JAN 2013
Anderbolt	25 JAN 2013
Sebenza	8 FEB 2013
Benoni South	22 FEB 2013
Spartan	1 MAR 2013
Jet Park	15 MAR 2013
	12 APRIL 2013
Etwatwa	3 MAY 2013
Isando	10 MAY 2013
Springs CBD	24 MAY 2013
Kempton Park West	7 JUNE 2013
Vosloorus	21 JUNE 2013

## 2.10 WEBSITES

Municipal Website: Content and Currency of Material			
Documents published on the Municipality's / Entity's Website	Yes / No	Publishing Date	Comment
Current annual and adjustments budgets and all budget-related documents.	YES	30-May-13	

# Chapter 2

Municipal Website: Content and Currency of Material			
Documents published on the Municipality's / Entity's Website	Yes / No	Publishing Date	Comment
All current budget-related policies.	YES	23-Feb-12	No new policies since 23 Feb 2012 but new tariffs for 2012/13 financial year relating to the policies, were published in June 2012.
The previous annual report (2011/12).	YES	18-Feb-13	
The annual report (2012/13) published/to be published.	NO	Feb-14	Planned for February 2014.
All current performance agreements required in terms of section 57(1)(b) of the Municipal Systems Act (2011/12.) and resulting scorecards.	Yes	06-Aug-12	For vacant positions the agreements are placed as they are signed upon appointment of incumbents.
All service delivery agreements (2012/13).	Yes	15-Mar-12	New agreements will be published as the current one's reach their ending dates.
All long-term borrowing contracts (2012/13).	No	05-Mar-12	Up to date information to be placed by 31 August 2013.
All supply chain management contracts above a prescribed value (R 200 000-00) for 2012/13.	Yes	16-Aug-13	Awarded bids are placed on the website on a continuous monthly basis (currently up to date till 31 July 2013).
An information statement containing a list of assets over a prescribed value that have been disposed of in terms of section 14 (2) or (4) during 2012/13.	Yes	25-Apr-12	No new asset write-offs for the 2012/13 period.

# Chapter 2

## Municipal Website: Content and Currency of Material

Documents published on the Municipality's / Entity's Website	Yes / No	Publishing Date	Comment
Contracts agreed in 2012/13 to which subsection (1) of section 33 apply, subject to subsection (3) of that section.	Yes	05-Mar-12	No new section 33 contracts entered into for 2012/13.
Public-private partnership agreements referred to in section 120 made in 2012/13.	NO	N/A	No PPP agreements exist in EMM.
All quarterly reports tabled in the council in terms of section 52 (d) during 2012/13.	Yes	10-Jun-13	

### COMMENT MUNICIPAL WEBSITE CONTENT AND ACCESS:

According to the MFMA S75, the following information must be placed on the website of municipalities:

- (a) The annual and adjustments budgets and all budget-related documents.
- (b) All budget-related policies.
- (c) The annual report.
- (d) All performance agreements required in terms of section 57(1)(b) of the Municipal Systems Act.
- (e) All service delivery agreements.
- (f) All long-term borrowing contracts.
- (g) All supply chain management contracts above a prescribed value.
- (h) An information statements containing a list of assets over a prescribed value that have been disposed of in terms of section 14(2) or (4) during the previous quarter.
- (i) Contracts to which subsection (1) of section 33 apply, subject to subsection (3) of that section.
- (j) Public-private partnership agreements referred to in section 120.
- (k) All quarterly reports tabled in the council in terms of section 52(d).
- (l) Any other documents that must be placed on the website in terms of this Act or any other applicable legislation, or as may be prescribed.
- (2) A document referred to in subsection (1) must be placed on the website not later than five days after its tabling in the Council or on the date on which it must be made public, whichever occurs first.

Comments are included in the table above. Overall EMM has complied with the legislative requirements, where applicable.

T 2.10.1.1

# Chapter 2

## 2.11 PUBLIC SATISFACTION ON MUNICIPAL SERVICES

### INTRODUCTION TO PUBLIC SATISFACTION LEVELS

The Household Satisfaction surveys were conducted during the financial year 2011/12 and 2012/13. The overall purpose of this survey was to measure the satisfaction levels of Ekurhuleni residents with regards to the services provided to them by the EMM. The survey revealed customer needs in terms of service and support delivery and provided unsatisfied customers a chance to articulate their concerns.

The main objective of conducting these surveys was to peruse the progress on the mandatory service delivery and other services provided by the EMM. The findings in these surveys displayed trend movements in the deliverables expected of the EMM by ensuring that updated information on the following key points was recorded: indicators of governance, service delivery, human development and communication. By conducting these surveys, the EMM can do a year-on-year comparison on the results, which will either reflect areas of improvements and areas which are still in order (satisfactory).

The points regularly assessed in the surveys are listed as follows:

- Overall municipal performances based on service delivery.
- Movement in service performance levels.
- Rating the provision of services by departments: basic services, essential services, collective services etc.
- Frequency of use of the Customer Care Centres and their services.
- Household quality of life particularly focusing on the impact of crime in the neighbourhood.

T 2.11.1

Satisfaction Surveys Undertaken during: Year 2013								T 2.11.2
Subject matter of survey	Survey method	Survey date		No. of people included in survey		Survey results indicating satisfaction or better (%)*		Comment
Overall satisfaction with:		2012	2013	2012	2013	2012	2013	
a) Municipality	Household Satisfaction Survey	March to April 2012	March to May 2013	846	1050	66%	72%	Increase
b) Municipal Service Delivery	<sup>1</sup> Call Centre	March to April 2012	March to May 2013	846	1050	44%	44%	Unchanged

# Chapter 2

Satisfaction Surveys Undertaken during: Year 2013								T 2.11.2
Subject matter of survey	Survey method	Survey date		No. of people included in survey		Survey results indicating satisfaction or better (%)*		Comment
	<sup>2</sup> Drop in	March to April 2012	March to May 2013	846	1050	64%	<b>TBD</b>	
c) Mayor	<sup>3</sup> Accessibility	March to April 2012	March to May 2013	846	1050		70%	
	<sup>4</sup> Responsiveness	March to April 2012	March to May 2013	846	1050		73%	
d) City Manager	<sup>3</sup> Accessibility	March to April 2012	March to May 2013	846	1050		75%	
	<sup>4</sup> Responsiveness	March to April 2012	March to May 2013	846	1050		76%	
Satisfaction with:								
a) Refuse collection	Household Satisfaction Survey	March to April 2012	March to May 2013	846	1050	79%	83%	Increase
b) Road Maintenance	Household Satisfaction Survey	March to April 2012	March to May 2013	846	1050	64%	64%	Unchanged
c) Electricity Supply	Household Satisfaction Survey	March to April 2012	March to May 2013	846	1050	67%	75%	Increase
d) Water Supply	Household Satisfaction Survey	March to April 2012	March to May 2013	846	1050	78%	82%	Increase
*Sanitation	Household Satisfaction Survey	March to April 2012	March to May 2013	846	1050	70%	82%	Increase
*Emergency Services	Household Satisfaction Survey	March to April 2012	March to May 2013	846	1050	59%	75%	Increase

# Chapter 2

Satisfaction Surveys Undertaken during: Year 2013								T 2.11.2
Subject matter of survey	Survey method	Survey date		No. of people included in survey		Survey results indicating satisfaction or better (%) <sup>*</sup>		Comment
*Metro Police	Household Satisfaction Survey	March to April 2012	March to May 2013	846	1050	65%	70%	Increase
*Recreational Services	Household Satisfaction Survey	March to April 2012	March to May 2013	846	1050	64%	67%	Increase
e) Information supplied by municipality to the public	Household Satisfaction Survey	March to April 2012	March to May 2013	846	1050	52%	68%	Increase
F) Opportunities for consultation on municipal affairs	Household Satisfaction Survey	March to April 2012	March to May 2013	846	1050	<sup>5</sup> 46%	38%	Decrease
	Public Officials	March to April 2012	March to May 2013	846	1050		32%	
	Imbizos	March to April 2012	March to May 2013	846	1050		30%	
	Ward Council Meetings	March to April 2012	March to May 2013	846	1050	43%	47%	Increase
	Ward Committee Meetings	March to April 2012	March to May 2013	846	1050		52%	
	IDP Meetings	March to April 2012	March to May 2013	846	1050	<sup>6</sup> 30%	29%	Decrease

<sup>1</sup>Call center assessment was in terms of helpfulness of staff and ability of staff to resolve problems.

<sup>2</sup>Drop Ins were also assessed where respondents rated their satisfaction with a certain customer care center.

<sup>3-4</sup> Performance of Councillor and ward performance were previously assessed in 2012, however, in 2013 accessibility and responsiveness of the Mayor and City Manager have been assessed.

<sup>5</sup> Opportunities for consultation of municipal affair- 46% relates to attendance in the consultative processes.

<sup>6</sup> the 30% relates to participation in the IDP process in the previous year.

# Chapter 2

\*Additional Services that have been included with data to support the movement of percentages.

\*Blue Shade - no questions were asked regarding the Mayor and City Manager in the year 2012.

## COMMENT ON SATISFACTION LEVELS:

The overall municipal performance has increased by 6% as per respondents' satisfaction. The leaders of the Metro were also assessed in terms of accessibility and their ability to respond to residents, the results show that the residents are highly satisfied with the Mayor (73%) and the City Manager (76%), on the contrary, they are unhappy with the municipal consultative processes (38%). Only 29% of the interviewed respondents (1 050) have participated in the IDP processes. Although services rendered by the Customer Care Centres, especially walk-ins or drop-ins, reflect a fluctuation, in the current year 2013, the residents are unsatisfied hence the low percentage of 57%. The basic services rendered by the municipality display an increase except for road maintenance whose percentage has remained unchanged thus far. Ordinarily the recommendations would mainly be focused on the municipal consultative process as an area of concern because the majority of respondents do not feel comfortable or rather that their inputs are taken seriously in these meetings hence the low satisfaction. This is a short coming that will be rectified with time as more processes become transparent and involve adequate public participation.

T 2.11.2.2



# Chapter 4

## CHAPTER 4 – ORGANISATIONAL DEVELOPMENT PERFORMANCE (PERFORMANCE REPORT PART II)

### INTRODUCTION

The department provides quality-driven human capital strategies and support for EMM. It comprises of the following divisions that are responsible for the entire Human Resource Management and Development function:

The Employee Relations Division manages disputes, disciplinary cases and grievances. This division facilitates and coordinates all disputes/grievances and disciplinary cases. The division also deals with collective bargaining, conflict management, and inter-governmental relations.

The Workforce Capacity Management Division ensures optimisation of the human resources management value chain, through effective strategic planning, directing, alignment and implementation of practices throughout the organisation. This division is also responsible for compensation and benefits.

The Workforce Capability Management Division provides Human Resource Development services to the EMM departments and members of the community.

The Organisation Development and Technology Division is responsible for the improvement of organisation and employee performance, thereby increasing productivity, profitability and work satisfaction, that will contribute to optimum service delivery within the EMM.

The Employee Well-Being Division provides employee well-being services including employee assistance, occupational health services and education. The division also ensures the maintenance of a healthy and safe work environment.

The Functional Line Services Division ensures an effective 'one-stop' partnering interface for EMM departments through the deployment of HR generalists; and implementation of EMM HR Strategy and Standards (policy, process and technology) in support of departmental strategies. Through its employment equity capability the division also promotes and advocates equality and diversity in the workplace.

*T 4.0.1*

# Chapter 4

## COMPONENT A: INTRODUCTION TO THE MUNICIPAL PERSONNEL

### 4.1 EMPLOYEE TOTALS, TURNOVER AND VACANCIES

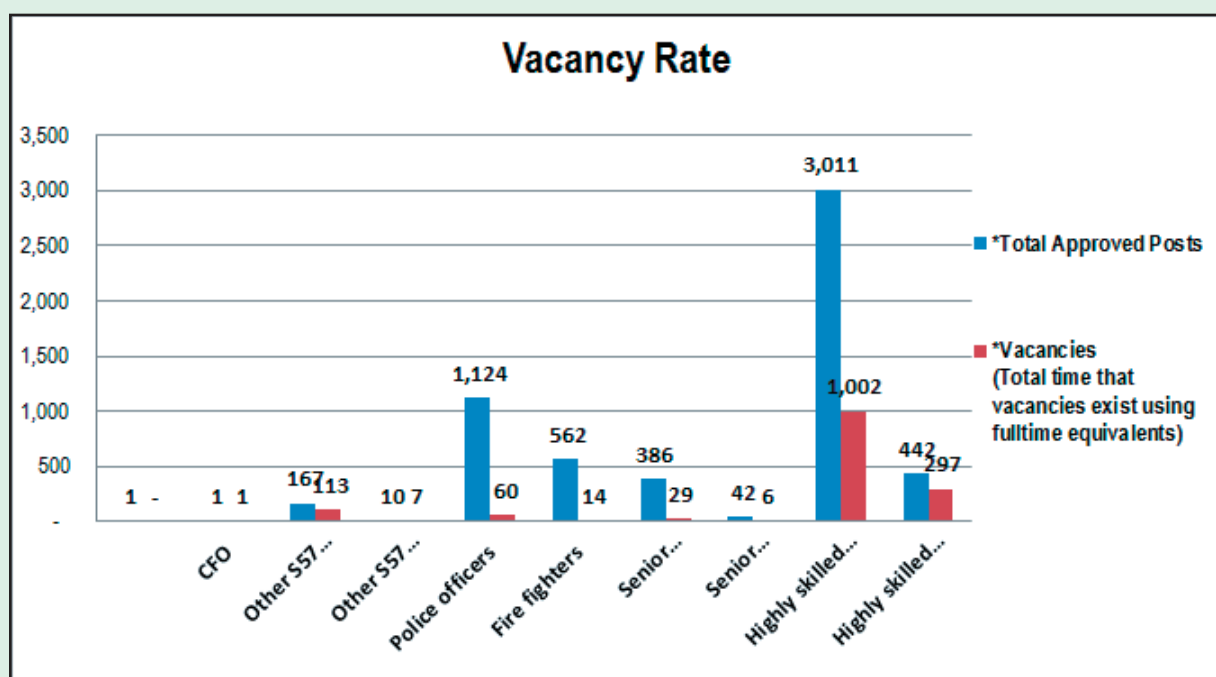
Description	Employees				
	2011/2012	2012/2013			
	Employees No.	Approved Posts No.	Employees No.	Vacancies No.	Vacancies %
Water & Sanitation Services	1,129	1,131	940	192	16.98%
Energy	1,185	1,189	962	227	19.09%
Waste Management Services	1,599	1,601	1,438	163	10.18%
Human Settlements	258	262	204	58	22.14%
Roads and Storm Water Services	980	983	801	182	18.51%
Transport Services	733	741	627	114	15.38%
City Planning Services	217	239	183	56	23.43%
Economic Development Services	80	88	67	21	23.86%
SRAC: Arts, Culture and Libraries	428	444	407	37	8.33%
Environmental Resource Management	2,203	2,196	1,927	269	12.25%
Health and Social Development	1,597	1,633	1,516	114	6.98%
Ekurhuleni Metro Police Department	2,117	2,120	1,819	301	14.20%
Fire and Ambulance Services	1,149	1,128	1,054	74	6.56%
Disaster Management and Support Services	204	212	184	28	13.21%
Sports and Recreation	1,087	1,091	940	151	13.84%
Executive and Council	257	262	207	55	20.99%
Financial Services	1,217	1,230	1,059	171	13.90%
Human Resource Management	260	260	221	39	15.00%
Information and Communication Technology	190	193	158	35	18.13%
Corporate Legal	449	380	319	61	16.05%
Risk management	1	5	1	4	80.00%
Real Estate (Facilities)	356	263	206	59	22.43%
Communication and Brand Management	50	64	44	20	31.25%
Internal Audit	56	74	62	12	16.22%
Customer Relations Management	105	112	97	15	13.39%
Enterprise Project Management Office	-	13	5	10	76.92%
Fleet Management	259	266	191	75	28.20%
Institutional Strategy, Monitoring & Evaluation and Research	27	23	14	9	39.13%
<b>Totals</b>	<b>18,193</b>	<b>18,203</b>	<b>15,653</b>	<b>2,552</b>	<b>14.02%</b>
Headings follow the order of services as set out in chapter 3. Service totals should equate to those included in the Chapter 3					T 4.1.1

# Chapter 4

Vacancy Rate: 2012/2013			
Designations	*Total Approved Posts No.	*Vacancies (Total time that vacancies exist using fulltime equivalents) No.	*Vacancies (as a proportion of total posts in each category) %
Municipal Manager	1	-	-
CFO	1	1	100.00
Other S57 Managers (excluding Finance Posts)	167	113	67.66
Other S57 Managers (Finance posts)	10	7	70.00
Police officers	1,124	60	5.34
Fire fighters	562	14	2.49
Senior management: Levels 13-15 (excluding Finance Posts)	386	29	7.51
Senior management: Levels 13-15 (Finance posts)	42	6	14.29
Highly skilled supervision: levels 9-12 (excluding Finance posts)	3,011	1,002	33.28
Highly skilled supervision: levels 9-12 (Finance posts)	442	297	67.19
<b>Total</b>	<b>5,746</b>	<b>1,529</b>	<b>26.61</b>

Note: \*For posts which are established and funded in the approved budget or adjustments budget (where changes in employee provision have been made). Full-time equivalents are calculated by taking the total number of working days lost (excluding weekends and public holidays) while a post remains vacant and adding together all such days lost by all posts within the same set (e.g. 'senior management') then dividing that total by 250 to give the number of posts equivalent to the accumulated days.

T 4.1.2



# Chapter 4

Turn-over Rate			
Details	Total Appointments as of beginning of Financial Year No.	Terminations during the Financial Year No.	Turn-over Rate*
2010/2011	1,775	1,392	78%
2011/2012	693	813	117%
2012/2013	1,531	825	54%
* Divide the number of employees who have left the organisation within a year, by total number of employees who occupied posts at the beginning of the year			T 4.1.3

## COMMENT ON VACANCIES AND TURNOVER:

The institution is presently undergoing the Institutional Review Process therefore only vacancies that are critical to service delivery are being filled.

The approval of the Top Organisational Structure in September 2012 increased the number of Divisional Head positions which resulted in the current turnover rate.

T 4.1.4

## COMPONENT B: MANAGING THE MUNICIPAL WORKFORCE

### INTRODUCTION TO MUNICIPAL WORKFORCE MANAGEMENT

Workforce Management aligns to bargaining council directives, council approved policies, procedures and resolutions. The capability primarily facilitates workforce planning in line with projected service delivery demands as per GDS 2025.

Progress during 2012

- Top structure revised and approved in line with the Institutional Review.
- Employees on middle management levels have been engaged on the performance management process.

T 4.2.0

# Chapter 4

## 4.2 POLICIES

HR Policies and Plans						
NO	NAME OF POLICY	Completed %	Reviewed %	DATE OF APPROVAL	BRIEF DESCRIPTION OF POLICY	REFERENCE TO NT SCHEDULE
1	<a href="#">Abscondment</a>	100%		HR 29-2002 MC 07/03/2002	REGULATES THE ABSCONDMENT OF EMPLOYEES	
2	<a href="#">Acting Allowance for Non Contract Employees</a>	100%		A-CORP(15-2009) CM 30/04/2009 A-CORP(57-2009) CM 27/08/2009	ACTING ALLOWANCE POLICY FOR NON-CONTRACT EMPLOYEES – ALL CATEGORIES	
3	<a href="#">Acting Allowance Payable to Permanent Employees Acting in a Section 57 Position</a>	100%		C-HR(87-2005) CA 14/11/2005	PAYMENT OF ACTING ALLOWANCE TO PERMANENT EMPLOYEES ACTING IN A SECTION 57 POSITION ON THE ORGANISATIONAL STRUCTURE OF EMM	
4	<a href="#">Acting Allowance Policy for Section 57 Employees</a>	100%		B-HR(28-2003) MC 12/06/2004	CONDITIONS & GUIDELINES FOR THE ALLOCATION OF ACTING ALLOWANCE	
5	<a href="#">Adult Basic Education &amp; Training</a>	100%		HR 25-2002 MC 07/03/2002	THE ESTABLISHMENT OF A MEANINGFUL LEARNER-ORIENTATED SYSTEM FOR EMPLOYEES	
6	<a href="#">Assessment Policy</a>	100%		A-HR(08-2006) CM 25/01/2007	POLICY TO REGULATE ASSESSMENT OF THE EDUCATION, TRAINING & DEVELOPMENT INTERVENTIONS	28
7	<a href="#">Attendance Register</a>	100%		C-HR(20a-2007) CS 25/06/2007	POLICY ON THE IMPLEMENTATION OF A STANDARDISED ATTENDANCE REGISTER & SALARY LEVELS EXEMPTED FROM COMPLETING ATTENDANCE REGISTERS	
8	<a href="#">Bursary Scheme for the Members of the Community</a>	100%		B-HR(25-2006) MC 18/01/2007	BURSARY SCHEME FOR MEMBERS OF THE COMMUNITY	
9	<a href="#">Career Path Training</a>	100%		HR 59-2002(C) CM 25/06/2002	PROVISION OF AN ENVIRONMENT WITHIN WHICH AN EMPLOYEE MAY PLAN THEIR CAREER	
10	<a href="#">Clothing Allowance for Ekurhuleni Metropolitan Police Department (EMPD)</a>	100%		B-CS(01-2012) MC 12/01/18	THE VIP & PROSECUTION PERSONNEL ARE NOT ISSUE WITH UNIFORM DUE TO THE NATURE OF THEIR DUTIES WHICH REQUIRES THEM TO BE DRESSED IN CIVILIAN CLOTHING. THEREFORE A NEED AROSE FOR THE DEVELOPMENT OF A CLOTHING ALLOWANCE FOR EMPD PERSONNEL THAT ARE NOT ACCOMMODATED BY THE UNIFORM POLICY	32
11	<a href="#">Computer Loans</a>	100%		B-HR(27-2004) MC 05/08/2004	RESCINDING OF ALL THE POLICIES ADOPTED BY FORMER MUNICIPALITIES & CANCELLING THE	



# Chapter 4

HR Policies and Plans						
NO	NAME OF POLICY	Completed %	Reviewed %	DATE OF APPROVAL	BRIEF DESCRIPTION OF POLICY	REFERENCE TO NT SCHEDULE
					RENEWAL/ EXTENSION/ FURTHER COMPUTER LOANS TO EMPLOYEES	
12	<a href="#">Disciplinary Procedure</a>	100%		A-CORP(89-2010) CM 26/08/2010	DISCIPLINARY PROCEDURE COLLECTIVE AGREEMENT – RECOMMENDED PROCEDURE	5
13	<a href="#">Domestic Travel Policy</a>	100%		B-RC(10-2010) MC 23/11/2010	POLICY ON DOMESTIC TRAVEL FOR COUNCILLORS & OFFICIALS	18
14	<a href="#">Driver Training</a>	100%		B-HR(5-2002) MC 30/06/2003	TO EQUIP & DEVELOP ALL EMPLOYEES USING COUNCIL VEHICLES, WITH PROFESSIONAL DRIVING SKILLS	
15	<a href="#">Driving Skills &amp; Anger Management</a>	100%		A-F(42-2009) CM 27/08/2009	DRIVER TRAINING & ANGER MANAGEMENT	
16	<a href="#">Employment with Disabilities</a>	100%		B-HR(16-2007) MC 17/05/2007	POLICY TO ENABLE EMPLOYEES WITH DISABILITIES TO HAVE EQUAL/ REASONABLE ACCESS TO PARTICIPATE & ADVANCE IN EMPLOYMENT WITHIN EMM	
17	<a href="#">Employment Equity</a>	100%		B-HR(13-2006) MC 14/09/2006	EMPLOYMENT EQUITY POLICY	8
18	<a href="#">Employment Equity Plan</a>	100%		A-CORP(18-2009) CM 30/04/2009	EMPLOYMENT EQUITY PLAN	8
19	<a href="#">Employment Framework</a>	100%		C-HR(10-2007) CS 16/04/2007	EMPLOYMENT FRAMEWORK FOR THE IMPLEMENTATION OF LABOUR INTENSIVE PROJECTS IN EKURHULENI	
20	<a href="#">Exchange Programme</a>	100%		A-HR(09-2006) CM 25/01/2007	POLICY TO REGULATE THE MANAGEMENT & IMPLENENTATION OF THE EXCHANGE PROGRAMMEME WITH RECOGNISED TERTIARY INSTITUTIONS, MUNICIPALITIES & UTILITY ORGANISATIONS IN SOUTH AFRICA & AROUND THE WORLD	
21	<a href="#">Experiential Training for Students &amp; Candidate/ Potential Employees</a>	100%		B-HR(4-2004) MC 18/03/2004	EXPERENTIAL TRAINING FOR STUDENTS & CANDIDATES/ POTENTIAL EMPLOYEES WHO HAVE COMPLETED TERTIARY QUALIFICAIONS	
22	<a href="#">Gender</a>	100%		B-HR(6-2003) MC 30/06/2003	GENDER EQUITY BETWEEN MEN & WOMEN & ELIMINATION OF DISCRIMINATION	
23	<a href="#">Grievance Procedure</a>	100%		B-HR(13a2003) MC 14/08/2003	THE FRAMEWORK WITHIN WHICH EMPLOYEES MAY RESOLVE THEIR	10

# Chapter 4

HR Policies and Plans						
NO	NAME OF POLICY	Completed %	Reviewed %	DATE OF APPROVAL	BRIEF DESCRIPTION OF POLICY	REFERENCE TO NT SCHEDULE
					GRIEVANCES	
24	<a href="#">Grievance (Handling of)</a>	100%		A-CORP(90-2010) M 26/08/2010	MANAGEMENT GUIDELINES FOR THE HANDLING OF GRIEVANCES	10
25	<a href="#">HIV/ Aids at the Workplace</a>	100%		A-CORP(19-2009 CM 30/04/2009	ENSURE THAT EMPLOYEES WITH HIV/ AIDS ARE TREATED FAIRLY IN THE WORKPLACE & TO MANAGE HIV/AIDS WITHIN THE WORKPLACE	11
26	<a href="#">HIV Testing in Health Facilities</a>	100%		B-H(8-2003) MC 04/09/2003	GUIDELINES FOR THE TESTING OF PERSONS FOR HIV & TO ENSURE THAT THE HIGHEST LEVEL OF ETHICAL STANDARDS WHICH RESPECT THE PRIVACY & DIGNITY OF THE CLIENTS ARE MET	11
27	<a href="#">Implementation Plan of the EMM Transport Scheme</a>	100%		B-HR(3a-2004) MC 12/06/2006	TRANSPORT ALLOWANCE SCHEME FOR EMM	
28	<a href="#">Incapacity Policy</a>	100%		B-HR(01-2008) MC 13/03/2008	POLICY TO PROVIDE A FRAMEWORK WITHIN WHICH INCAPACITY OF EMPLOYEES ARE UNIFORMLY HANDLED THROUGH EMM	
29	<a href="#">Induction &amp; In-Service-Training</a>	100%		B-HR(3-2003) MC 30/06/2003	PROGRAMMEME TO INTERGRATE ALL EMPLOYEES INTO THE ORGANISATIONAL CULTURE OF THE EMM	3
30	<a href="#">Information Technology</a>	100%		CL 120-2001MC 04/05/2001	POLICY RELATING TO INFORMATION TECHNOLOGY	13
31	<a href="#">Internship Policy &amp; Implementation Guidelines</a>	100%		B-HR(16-2005) MC 21/07/2005	INTERNSHIP POLICY & IMPLEMENTATION GUIDELINES	
32	<a href="#">Learnership</a>	100%		B-HR(4-2003) MC 30/06/2003	REGULATE THE PLANNING, DEVELOPMENT & IMPLEMENTATION OF THE LEARNERSHIP PROGRAMMEMES IN EMM	
33	<a href="#">Long Service Recognition &amp; 21 Years Service Recognition</a>	100%		A-CORP(20-2010) CM 29/04/2010	PROVIDE GUIDELINES FOR THE ADMINISTRATION & APPLICATION OF LONG SERVICE RECOGNITION & 21 YEARS' SERVICE RECOGNITION	
34	<a href="#">Management of Industrial Action</a>	100%		HR 28-2002 MC 07/03/2002	REGULATE THE MANAGEMENT IN THE WORKPLACE DURING A STRIKE ACTION	
35	<a href="#">Memorial Service &amp; Attending the Funeral of a Co-Worker</a>	100%		C-HR(81-2005) CA 14/11/2005	POLICY ON MEMORIAL SERVICES & ASSISTANCE IN ATTENDING THE FUNERAL OF A CO-WORKER	19
36	<a href="#">Municipal International Relations (MIR)</a>	100%		A-RC(36-2010) CM 28/10/2010	MUNICIPAL INTERNATIONAL RELATIONS (MIR) POLICY & THE ARRANGEMENTS & PAYMENTS OF	18

# Chapter 4

HR Policies and Plans						
NO	NAME OF POLICY	Completed %	Reviewed %	DATE OF APPROVAL	BRIEF DESCRIPTION OF POLICY	REFERENCE TO NT SCHEDULE
					TRAVELLING & PAYMENT OF TRAVELLING & SUBSISTENCE ALLOWANCE & CONFERENCE FEES	
37	<a href="#">Occupational Health &amp; Safety Policy</a>	100%		B-HR(23-2003) MC 20/11/2003	HEALTH & SAFETY POLICY	16
38	<a href="#">Overtime, Sunday &amp; Public Holiday Payment</a>	100%		C-HR(34-2007) CSP 26/11/2007	STANDARDISATION OF INTERPRETATION & APPLICATION OF OVERTIME, SUNDAY & PUBLIC HOLIDAY PAYMENT	20
39	<a href="#">Payment of Advances of Monthly Salaries</a>	100%		B-HR(36-2004) MC 21/10/2004	UNIFORM POLICY FOR THE PAYMENT OF ADVANCES ON SALARIES OF EMPLOYEES	
40	<a href="#">Performance Management System</a>	100%		A-HR(10-2008) CM 26/06/2008	PERFORMANCE MANAGEMENT SYSTEM	23
41	<a href="#">Picketing</a>	100%		HR 58-2002(C) CM 25/06/02	REGULATE PICKETING IN THE EVENT OF A PROTECTED STRIKE OR TO LOCK OUT	
42	<a href="#">Progressive Advancement System</a>	100%		C-HR(83-2005) CA-14/11/2005	DISASTER MANAGEMENT CENTRE: PROGRESSIVE ADVANCEMENT SYSTEM FOR OPERATORS IN CALL TAKING & DISPATCHING CENTRES	
43	<a href="#">Rapid Advancement</a>	100%		C-HR(85-2005) CA 14/11/2005 C-HR(01-2008) Spec CSP 21/01/2008	EMERGENCY SERVICES: RAPID & ADVANCEMENT POLICY: FIRE FIGHTING/ ECA TO CREW COMMANDER	24
44	<a href="#">Rapid Advancement (EMM)</a>	100%		A-HR(01-2008) CM 27/03/2008	RAPID ADVANCEMENT POLICY FOR EKURHULENI METROPOLITAN MUNICIPALITY	24
45	<a href="#">Recognition of Prior Learning</a>	100%		A-HR(10-2006) CM 25/01/2007	POLICY TO PROVIDE A FRAMEWORK FOR IMPLEMENTATION OF RECOGNITION OF PRIOR LEARNING BY COMPARING THE PREVIOUS LEARNING & EXPERIENCE OF A LEARNER OBTAINED AGAINST THE LEARNING OUTCOMES REQUIRED FOR A SPECIFIED QUALIFICATION OR PART THEREOF	
46	<a href="#">Recruitment &amp; Selection Policy and Procedure</a>	100%		B-HR(14-2006) MC 14/09/2006	RECRUITMENT & SELECTION POLICY & PROCEDURE	24
47	<a href="#">Service Excellence Awards</a>	100%		C-HR(92-2005) CA 28/11/2005	MAYORAL SERVICE EXCELLENCE AWARDS – A REWARD & RECOGNITION SYSTEM FOR OUTSTANDING SERVICE BY EMPLOYEES OF EKURHULENI METROPOLITAN MUNICIPALITY	



# Chapter 4

HR Policies and Plans						
NO	NAME OF POLICY	Completed %	Reviewed %	DATE OF APPROVAL	BRIEF DESCRIPTION OF POLICY	REFERENCE TO NT SCHEDULE
48	<a href="#">Sexual Harassment</a>	100%		B-HR(44-2004) MC 18/11/2004	POLICY ON SEXUAL HARASSMENT	27
49	<a href="#">Shop Stewards</a>	100%		A-CORP(61-2010) CM 24/06/2010	EMPLOYEES WHO ARE NOT ENTITLED TO BECOME SHOP STEWARDS	
50	<a href="#">Smoking of Tobacco Products in Council Buildings &amp; Vehicles</a>	100%		3/2001 C 22/02/2001	PROHIBITION OF SMOKING IN COUNCIL BUILDINGS, VEHICLES & OTHERS SITES	29
51	<a href="#">Special Leave: Attendance of Lectures, Classes, Training Sessions</a>	100%		HR 10-2003 CM 27/02/2003	REGULATE THE APPROVAL OF LEAVE FOR ATTENDING LECTURES, CLASSES OR TRAINING SESSIONS	15
52	<a href="#">Standardisation of Employment Contracts</a>	100%		HR 1-2003 CA 7/01/2003	STANDARD EMPLOYMENT CONTRACT, REMUNERATION & BENEFITS FOR TEMPORARY FIXED-TERM EMPLOYEES & INDEPENDENT CONTRACTORS	
53	<a href="#">Standardised Working Hours for Communication Centre Workers</a>	100%		C-HR(86-2005) CA 14/11/2005 C-HR(13-2006) CS 24/04/2006	IMPLEMENTATION OF STANDARDISED WORKING HOURS FOR COMMUNICATION CENTRES SHIFT WORKERS	
54	<a href="#">Study Bursary Scheme for Employees</a>	100%		B-HR(1a-2005) MC 10/03/2005 CM 24/03/2005 B-HR(08-2006) MC 20/07/2006	TO GRANT STUDY BURSARY TO EMPLOYEES IN ORDER TO OBTAIN APPROVED QUALIFICATIONS AT A REGISTERED EDUCATIONAL INSTITUTION	
55	<a href="#">Transport Allowance Scheme</a>	100%		B-HR(50a2004) MC 21/10/2004	AMENDED EKURHULENI TRANSPORT ALLOWANCE SCHEME	
56	<a href="#">Treatment of Employees who suffer from Substance Abuse/ Dependency</a>	100%		B-HR(02-2008) MC 13/03/2008	POLICY FOR THE TREATMENT OF EMPLOYEES WHO SUFFER FROM SUBSTANCE ABUSE/DEPENDENCY	
57	<a href="#">Uniform/ Protective Clothing for Nursing Personnel</a>	100%		B-H(19-2003) MC 18/09/2003	POLICY & THE LEGAL FRAMEWORK RELATING TO UNIFORMS & PROTECTIVE CLOTHING TO BE WORN BY NURSING PERSONNEL WITHIN THE EMM	32
58	<a href="#">Uniform Cellular Phone Allowance Policy for Employees (Cellphone Policy)</a>	100%		B-HR 26-2007) MC 23/08/2007 A-F(20a-2012) CM 31/05/2012	PROVIDE UNIFORM GUIDELINES REGARDING THE PROCESSES, APPLICATIONS, MANAGEMENT & ALLOCATION OF CELLULAR PHONE ALLOWANCES.	

# Chapter 4

HR Policies and Plans						
NO	NAME OF POLICY	Completed %	Reviewed %	DATE OF APPROVAL	BRIEF DESCRIPTION OF POLICY	REFERENCE TO NT SCHEDULE
59	<a href="#">Uniform Working Hours</a>	100%		C-HR(82-2005) CA 14/11/2005	UNIFORM WORKING HOURS: COMMENCEMENT & CESSATION TIMES	

T 4.2.1.

## COMMENT ON WORKFORCE POLICY DEVELOPMENT:

The municipality is going through a transformation process and has developed and amended all HR policies and they are ready to be submitted for consultation in the forums with organised Labour. The EMM is committed to ensuring efficient workforce management and that procedures and practices are in place and continuously improved.

T 4.2.1.1

## 4.3 INJURIES, SICKNESS AND SUSPENSIONS

Number and Cost of Injuries on Duty					
Type of injury	Injury Leave Taken Days	Employees using injury leave No.	Proportion employees using sick leave %	Average Injury Leave per employee Days	Total Estimated Cost R'000
Required basic medical attention only	1,178	134	11%	236	697,821
Temporary total disablement	1,156	56	5%	231	753,073
Permanent disablement	7	1	14%	1	3,309
Fatal	1	1	100%	0	409
<b>Total</b>	<b>2,342</b>	<b>192</b>	<b>8%</b>	<b>468</b>	<b>1,454,612</b>

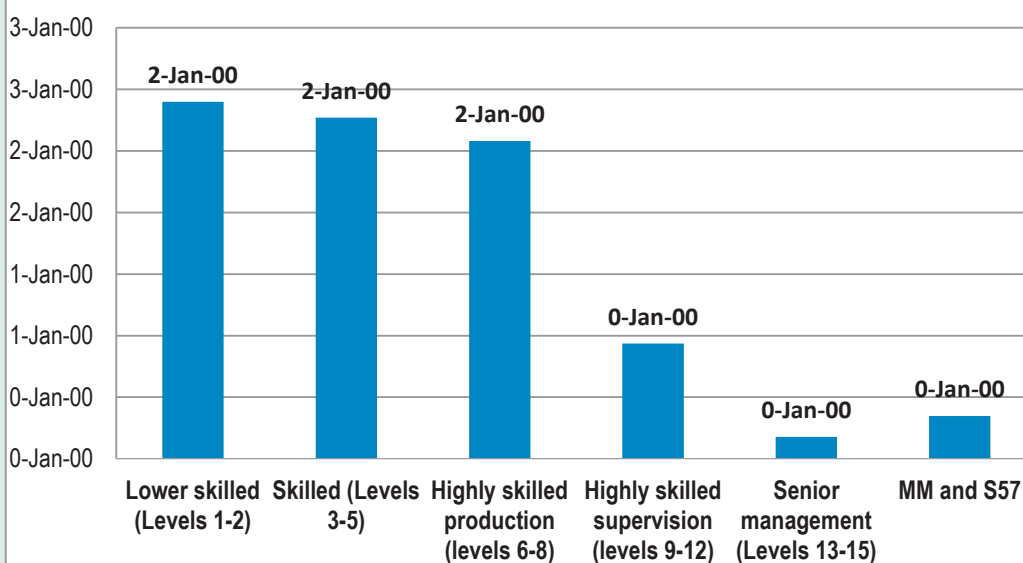
T 4.3.1

# Chapter 4

Number of days and Cost of Sick Leave (excluding injuries on duty)						
Salary band	Total sick leave	Proportion of sick leave without medical certification	Employees using sick leave	Total employees in post*	*Average sick leave per Employees	Estimated cost
	Days	%	No.	No.	Days	R' 000
Lower skilled (Levels X17-X18/ T02)	47,700	8%	3,851	5,472	2.90	17,175
Skilled (Levels X10-X13/ T07,09,10,11)	45,592	15%	3,840	4,278	2.77	37,233
Semi Skilled (Level X14-X16/ T03,04,05,06,07,08,)	42,487	14%	3,456	4,558	2.58	22,903
Professionals (Levels X07-09/ T12,13,14,15)	15,386	17%	1,449	1,647	0.93	18,990
Senior management (Levels X05-X06/ T16,17)	2,940	16%	297	352	0.18	5,261
MM and S57	5,724	9%	59	159	0.35	1,036
<b>Total</b>	<b>159,829</b>	<b>13%</b>	<b>12,952</b>	<b>16,466</b>	<b>9.71</b>	<b>102,597</b>
* - Number of employees in post at the beginning of the year						
*Average is calculated by taking sick leave in column 2 divided by total employees in column 5						

T 4.3.2

## Average Number of Days Sick Leave (excluding IOD)



T 4.3.3

### COMMENT ON INJURY AND SICK LEAVE:

The majority of reported injuries were physical, affecting employees' body parts such as hands, arms, feet, legs, head and eyes. Most of these injuries occurred as a result of employees either not following safe work procedures and/or not wearing Personal Protective Equipment (PPE).

# Chapter 4

Programmes to educate employees on occupational health and safety as well as corrective actions have been implemented to reduce injuries. OHS compliance audits were conducted in three prioritised departments (Waste Management Services, Roads and Storm Water and Environmental Resource Management) to identify hazards and associated risks and corrective measures were put in place to protect the health and safety of employees. Health and safety committees were established and resuscitated in departments where they were not functional to ensure that regular inspections are conducted and areas of non-compliance are reported to management for action.

PPE schedules were reviewed based on hazard identification and risk assessments conducted. Appropriate PPE was provided to employees to prevent injuries or reduce the impact of injuries in case of occurrence.

Medical surveillance programmes were conducted to eliminate the risks of exposing employees who are not fit to perform certain tasks to injuries, thus avoiding IOD claims.

Sick leave records, including the number of sick leave days taken annually are maintained. The injuries are monitored by the Employee Well-being Division's Occupational Health Nurses, who form part of the incapacity committees. Employees are also referred to external medical practitioners for assessment in order to obtain medical opinion and recommend appropriate actions.

T 4.3.4

Number and Period of Suspensions				
Position	Nature of Alleged Misconduct	Date of Suspension	Details of Disciplinary Action taken or Status of Case and Reasons why not Finalised	Date Finalised
Depot Manager Waste	Fraud and Corruption case	10-Apr-10	Pre-suspension enquiry. Suspension pending finalisation of investigation by SIU	Not Finalised
Senior Operations Manager	Fraud and Corruption case	10-Apr-10	Pre-suspension enquiry. Suspension pending finalisation of investigation by SIU	Not Finalised
Executive Manager	Fraud and Corruption case	20/04/2012	Pre-suspension enquiry. Followed by suspension pending finalisation of investigation by internal auditors.	Not Finalised
Regional Executive Manager	Fraud and Corruption case	10-Apr-10	Pre-suspension enquiry. Followed by suspension pending finalisation of investigation by SIU	Not Finalised
Fire Fighter	Assaulted his Manager.	28/05/2013	Pre-suspension enquiry. Case within three months	Not Finalised
Fire fighter	Theft of cell phone	28/05/2013	Pre-suspension enquiry. Case within three months	Not Finalised
Director : ICT	Tender irregularities	3-Nov-11	Resigned in Mar 2013	1-Mar-13
Director Waste Management	Fraud/corruption	11-Feb-10	Dismissed in Mar 2013	1-Mar-13

# Chapter 4

CFO	Wasteful/fruitless and irregular expenditure	1-Jul-12	Resigned in Feb 2013	1-Feb-13
Chief Director	Wasteful/fruitless and irregular expenditure	1-Jul-12	Resigned in Jun 2013	1-Jun-13
Director: Water	Gross Insubordination	N/A	Dismissed in Mar 2013	1-Mar-13
Executive Manager	Fraud/corruption	10-Apr-10	Dismissed about Nov 2012	1-Nov-12
Development Planner	Failure to disclose personal interests	2-May-10	Dismissed about Mar 2013	1-Mar-13
Cashiers	Fraud/corruption	27/9/2010	4 Finalised and dismissed in Aug 2012	1-Aug-12
Executive Manager	Fraud/corruption	10-Apr-10	Charge and case proceeding	Not Finalised
Executive Manager	Fraud/corruption	1-Jul-12	Charges were withdrawn – turned to Council witness	N/A
Metro Police x2	Fraud	1-May-12	Finalised, dismissed	
Metro Police	Murder	22/12/2011	Finalised, dismissed Jan 2012	1-Jan-12
Metro Police	Corruption	1-May-12	Faced DC action	1-Jul-12
Metro Police	Drunk	1-May-12	Faced DC action	1-Jul-12
Metro Police	Fraud and Corruption	1-May-12	Faced DC action	1-Jul-12
Metro Police	Fraud and Corruption	1-May-12	Faced DC action	1-Jun-12
Metro Police	Fraud and Corruption	1-May-12	Faced DC action	1-Jul-12
Metro Police	Fraud and Corruption	1-May-12	Faced DC action	1-Feb-13
Metro Police	Fraud and Corruption	1-Dec-12	Faced DC action	1-Jul-12
Metro Police	Fraud and Corruption	20/01/2012	Faced DC action	1-Jan-13
Metro Police	Fraud and Corruption	20/01/2012	Faced DC action	1-Nov-12
T 4.3.5				

## Disciplinary Action Taken on Cases of Financial Misconduct

# Chapter 4

Position	Nature of Alleged Misconduct and Rand value of any loss to the municipality	Disciplinary action taken	Date Finalised
Administrative Officer	Fraud	Awaiting final report from SIU	N/A
Manager	Fraud	Awaiting final report from SIU	N/A
T 4.3.6			

## COMMENT ON SUSPENSIONS AND CASES OF FINANCIAL MISCONDUCT:

Suspensions of more than four months are pending finalisation of investigation by SIU due to the seriousness of the allegations.

T 4.3.7

## 4.4 PERFORMANCE REWARDS



# Chapter 4

Performance Rewards By Gender					
Designations	Beneficiary profile				
	Gender	Total number of employees in group	Number of beneficiaries	Expenditure on rewards R' 000	Proportion of beneficiaries within group %
Lower skilled (Levels 1-2)	Female				
	Male				
Skilled (Levels 3-5)	Female				
	Male				
Highly skilled production (levels 6-8)	Female				
	Male				
Highly skilled supervision (levels 9-12)	Female				
	Male				
Senior management (Levels 13-15)	Female				
	Male				
MM and S57	Female	85	58	2,704	147%
	Male	127	83	4,735	153%
Total		212	141	7,439	
Has the statutory municipal calculator been used as part of the evaluation process?					Yes
<p>Note: MSA 2000 S51(d) requires that ... 'performance plans, on which rewards are based should be aligned with the IDP' ... (IDP objectives and targets are set out in Chapter 3) and that Service Delivery and Budget Implementation Plans (developed under MFMA S69 and Circular 13) should be consistent with the higher level IDP targets and must be incorporated appropriately in personal performance agreements as the basis of performance rewards. Those with disability are shown in brackets '(x)' in the 'Number of beneficiaries' column as well as in the numbers at the right hand side of the column (as illustrated above).</p>					

T 4.4.1

## COMMENT ON PERFORMANCE REWARDS:

Performance Management System is currently being implemented with regard to the City Manager, Section 56 Managers, Directors/Divisional Heads and employees appointed on a 5 year fixed term contracts in the Political Offices, i.e. The Executive, Legislature, Chief Whip and Political Support.

T 4.4.1.1

# Chapter 4

## COMPONENT C: CAPACITATING THE MUNICIPAL WORKFORCE

### INTRODUCTION TO WORKFORCE CAPACITY DEVELOPMENT

The Workforce Capability Division (WCD) is the custodian of capacity building of employees within the EMM and contributes to building and creating a capable service delivery organisation. The Skills Development Act of 1998 sets clear guidelines and requirements for the organisation to implement capacity building initiatives for employees. EMM is required to submit to the LGSETA a comprehensive Workplace Skills Plan on the 30th of June each year.

During the 2012/2013 financial year WCD engaged stakeholders, departments and employees in developing employee personal development plans and career paths, and the Workplace Skills Plan (WSP).

The WSP has provided the municipality with qualitative and quantitative data that enables it to:

- Plan for the required number of workforce per occupational category to accomplish the requisite skills and competencies.
- Address the actual competencies required through the Occupational Framework for Occupations (OFO) as contemplated in the skills development regulations.
- To understand the skills profile and competencies of the organisation.
- To determine the skills requirements and priorities across the department/directorates.
- To develop a picture where there is high demand for skills and competencies.

The Workforce Capability Division is continuing in its quest to ensure that it assists in building and creating a capable service delivery-oriented municipality through providing and creating extensive opportunities and access to pivotal, generic and management competency development-oriented programmes.

### LEARNERSHIPS

The seven learnerships which were implemented are: Supervision of Construction Process, Electrical Apprenticeship, Licensing Services, Pharmacy Assistant, ICT Systems Support, Social Auxiliary and Metro Police for the community and internal employees.

### BURSARIES AWARDED TO COMMUNITY MEMBERS

In line with the national priorities of government EMM allocated bursaries to 156 students which focused on the following academic disciplines i.e. Economics, Finance Built Management, Engineering and Science. WCD has played a significant role in capacity building, fighting poverty and job creation focusing on youth by providing them with learnerships and experiential training. Ekurhuleni is committed to job creation and fighting poverty as stated in the National Development Plan of government.

### COMPLIANCE WITH REGARD TO NATIONAL TREASURY REGULATIONS ON MINIMUM COMPETENCY REQUIREMENTS

In order to ensure that the managers comply with the National Treasury Minimum Competency Requirements managers have been trained to comply with the requirements and substantive progress has been made by the managers in complying with requirements.



# Chapter 4

## AUDIT AND REVIEW OF POLICIES

WCD developed the process to audit and review the training and development policies to ensure that they comply and meet the demands of the changing organisation, the policies given priority were, Employee Study Bursary and Community Study Bursary.

## STRATEGIC PARTNERSHIP WITH OTHER DEPARTMENTS AND STAKEHOLDERS

In terms of strategic partnership with departments WCD and employment equity convened quarterly meetings with stakeholders and labour unions to discuss matters pertaining to skills development within EMM.

WCD also organised workshops with the LGSETA including COGTA aimed at sharing good practices in training and development and undertaking collaboration projects on the development of tools in this area to promote common approaches to Local Government Sector Training amongst others.

EMM entered into partnership agreements with the Ekurhuleni East and West FETs whereby EMM shares training and development initiatives with the two FETs. The students were given experiential training and internship opportunities and possible work placement with the EMM.

## PARTNER AND PROVIDER MOBILISATION

The delivery model which WCD has adapted in order to intensify and maximise training and development has been one of partnering with training service providers and departments. WCD continued to follow the EMM Supply Chain Process to ensure high quality training service providers are on board to safe guard against the appointments of unsuitable training providers.

## MONITORING AND EVALUATION

The WCD monitoring and evaluation process ensured good programme quality ranging from delivery to how training beneficiaries viewed the training and the impact of training on service delivery. Post training evaluation questionnaires were distributed to all beneficiaries of training and all the inputs received through the questionnaire on utilisation of acquired skills and knowledge was analysed and translated into a report for managers and supervisors towards further improvements.

*T 4.5.0*

# Chapter 4

## 4.5 SKILLS DEVELOPMENT AND TRAINING

Skills Matrix														
Management level	Gender	Employees in post as at 30 June Year 2013	Number of skilled employees required and actual as at 30 June Year 2013											
			Learnerships			Skills programmes & other short courses			Other forms of training			Total		
		No.	Actual: End of 2011/2012	Actual: End of 2012/2013	2012/2013 Target	Actual: End of 2011/2012	Actual: End of 2012/2013	2012/2013 Target	Actual: End of 2011/2012	Actual: End of 2012/2013	2012/2013 Target	Actual: End of 2011/2012	Actual: End of 2012/2013	2012/2013 Target
MM and s57	Female													
	Male													
Councillors, senior officials and managers	Female	362	0	3	0	102	118	174	0	18	0	102	139	174
	Male	627	0	0	0	212	277	167	0	23	0	212	300	167
Technicians and associate professionals*	Female	413	24	118	48	95	78	63	0	38	0	119	234	111
	Male	1198	148	23	641	149	189	833	0	39	0	297	251	1474
Professionals	Female	536	0	19	17	129	134	617	0	26	0	129	179	634
	Male	225	0	2	14	158	108	485	0	17	0	158	127	499
Sub total	Female	1311	24	140	65	326	330	854		82		350	552	919
	Male	2050	148	25	655	519	574	1485		79		667	678	2140
Total		6722	344	330	1440	1690	1808	4678	0	322	0	2034	2460	6118

\*Registered with professional Associate Body e.g. CA (SA)

T 4.5.1

# Chapter 4

Financial Competency Development: Progress Report*						
Description	A. Total number of officials employed by municipality (Regulation 14(4)(a) and (c))	B. Total number of officials employed by municipal entities (Regulation 14(4)(a) and (c))	Consolidated: Total of A and B	Consolidated: Competency assessments completed for A and B (Regulation 14(4)(b) and (d))	Consolidated: Total number of officials whose performance agreements comply with Regulation 16 (Regulation 14(4)(f))	Consolidated: Total number of officials that meet prescribed competency levels (Regulation 14(4)(e))
<b>Financial Officials</b>						
<i>Accounting officer</i>	1	3	4	3	0	0
<i>Chief financial officer</i>	1	3	4	3	0	0
<i>Senior managers</i>	27	24	51	28	0	0
<i>Any other financial officials</i>	441	0	441	391	0	1
<b>Supply Chain Management Officials</b>						
<i>Heads of supply chain management units</i>	1	0	1	1	0	0
<i>Supply chain management senior managers</i>	1	1	2	14	0	0
<b>TOTAL</b>	<b>472</b>	<b>31</b>	<b>503</b>	<b>440</b>	<b>0</b>	<b>1</b>
* This is a statutory report under the National Treasury: Local Government: MFMA Competency Regulations (June 2007)						

T 4.5.2

# Chapter 4

Skills Development Expenditure										R'000
Management level	Gender	Employee s as at the beginning of the financial year	Original Budget and Actual Expenditure on skills development							
			Learnerships		Skills programmes & other short courses		Other forms of training		Total	
			No.	Original Budget	Actual	Original Budget	Actual	Original Budget	Actual	Original Budget
MM and S57	Female									
	Male									
Legislators, senior officials and managers	Female	362	–	–	36	27		154	36	181
	Male	627	–	–	262	199		193	262	392
Professionals	Female	536	–	–	644	488		156	644	643
	Male	225	–	–	463	351		82	463	433
Technicians and associate professionals	Female	413	–	30	573	434		252	573	716
	Male	1,198	–	–	620	469		201	620	671
Clerks	Female	2,009	–	–	1,802	1,365		476	1,802	1,841
	Male	1,389	–	–	1,155	875		448	1,155	1,323
Service and sales workers	Female	978	158	120	2,004	1,518		320	2,162	1,958
	Male	2,315	396	300	4,515	3,420		379	4,911	4,099
Plant and machine operators and assemblers	Female	371	203	154	605	458		45	808	657
	Male	1,306	245	186	951	720		83	1,196	989
Elementary occupations	Female	1,396	–	–	620	470		241	620	710
	Male	2,738	–	–	975	738		222	975	960
Sub total	Female	4,298	158	150	5,058	3,832		1,358	5,216	5,339
	Male	5,754	396	300	7,015	5,314		1,304	7,411	6,918
Total		10,052	555	449	12,072	9,146	–	2,662	12,627	12,257
*% and *R value of municipal salaries (original budget) allocated for workplace skills plan.									%*	18,105
										T4.5.3

## COMMENT ON SKILLS DEVELOPMENT AND RELATED EXPENDITURE AND ON THE FINANCIAL COMPETENCY REGULATIONS:

### Adequacy of training plans

There are adequate training plans which are reflected in the Work Place Skills Plan for 2013/2014 financial year.

### Effectiveness of implementation

The implementation was effective in the sense that all the training interventions on the Workplace Skills Plan were implemented as is evident through the budget expenditure and on the certificates of competency achieved by the learners.

### The variance between actual and budgeted expenditure

The municipality has spent 68% of its allocated budget on training. The variances are due to courses being provided in-house with none or minimal costs which affected the budgeted expenditure. The variances are also due to the shortage of accredited training providers for scarce and critical skills.

### Adequacy of funding

# Chapter 4

Due to the size of the workforce and the compliance training (National Treasury minimum competency requirements training) and training on scarce and critical skills the funding for training is not adequate.

Budget forecast at this level of spending

This level of spending in the future is likely to increase; this is due to the drive to increase the number of skilled employees and artisans in critical and scarce skills, and the accelerated programme to ensure that officials comply with the National Treasury Regulations on minimum competency requirements of which the due date has been extended to June 2014 (through a special merit case).

How is the value of training activity assessed?

The value of training activities is assessed through post evaluation assessment to determine the extent to which skills and knowledge obtained through training are optimally utilised by employees and the municipality.

*T 4.5.4*

## COMPONENT D: MANAGING THE WORKFORCE EXPENDITURE

### INTRODUCTION TO WORKFORCE EXPENDITURE

The finalisation of the Institutional Review Process will assist the organisation to identify critical skills and competency required for effective service delivery. The implementation of the Institutional Review results will impact on the workforce expenditure trends, which will have to be addressed in the Operating Budget over the medium-term.

The most important assets of EMM are the workforce, i.e. the individuals who are directly or indirectly responsible for service delivery. The recruitment, management and retention of the workforce has a direct impact on the cost and quality of service delivery.

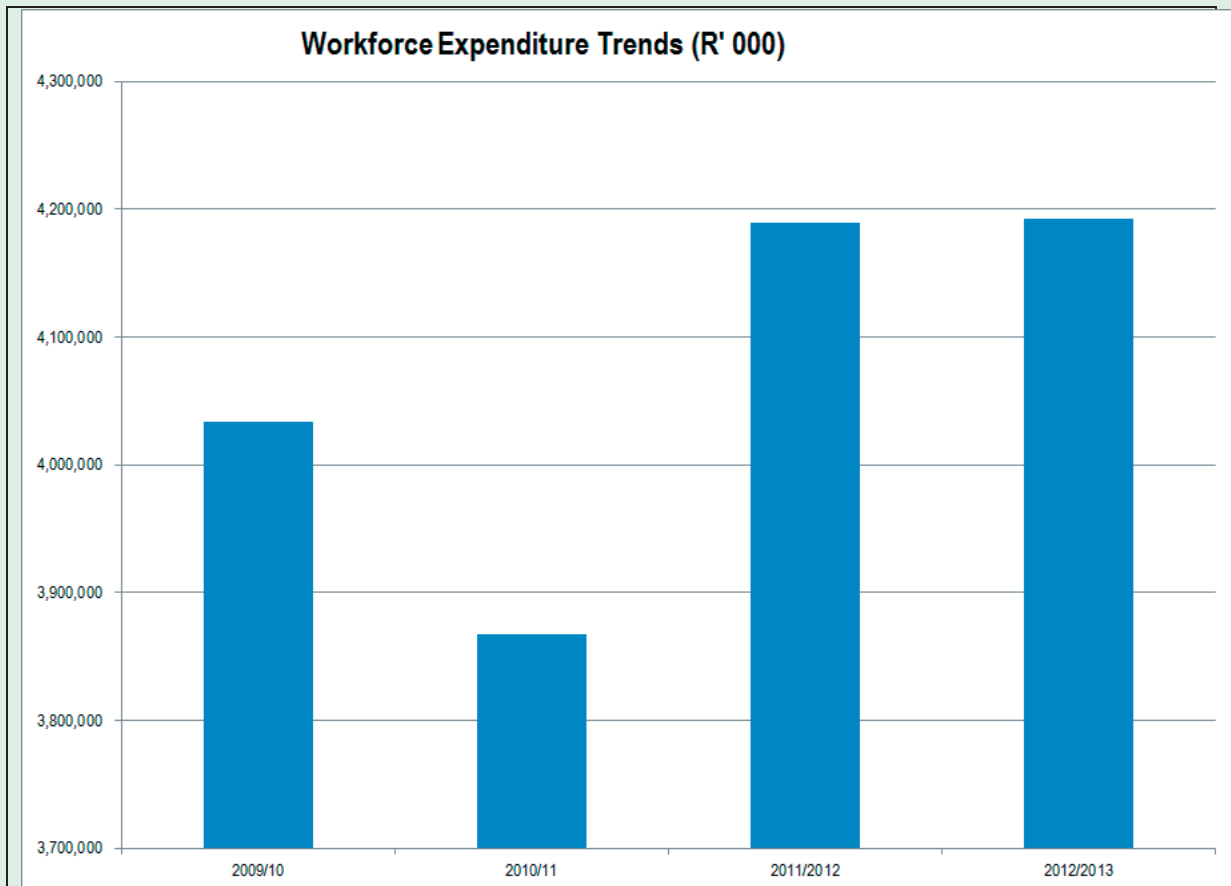
In determining the organisation's true workforce capacity we attempt to ensure that we have the quality in talent and the right people with the right competencies and skills are placed in the right jobs.

Information on Workforce Expenditure on T 4.6.1 should come from Finance Department.

*T 4.6.0*

# Chapter 4

## 4.6 EMPLOYEE EXPENDITURE



Source: MBRR SA22

T 4.6.1

### COMMENT ON WORKFORCE EXPENDITURE:

The finalisation of the Institutional Review Process will assist the organisation in identifying critical skills and competencies required for effective service delivery. The implementation of the Institutional Review results will impact on the workforce expenditure trends, which will have to be addressed in the Operating Budget over the medium-term.

T 4.6.1.1

# Chapter 4

Number Of Employees Whose Salaries Were Increased Due To Their Positions Being Upgraded		
Beneficiaries	Gender	Total
Lower skilled (Levels 1-2)	Female	0
	Male	0
Skilled (Levels 3-5)	Female	12
	Male	7
Highly skilled production (Levels 6-8)	Female	11
	Male	18
Highly skilled supervision (Levels 9-12)	Female	21
	Male	16
Senior management (Levels 13-16)	Female	4
	Male	8
MM and S 57	Female	0
	Male	0
Total		97
<i>Those with disability are shown in brackets '(x)' in the 'Number of beneficiaries' column as well as in the numbers at the right hand side of the column (as illustrated above).</i>		

T 4.6.2

72.5% of the workforce is presently being remunerated on a contractual to incumbent (CTI) basis due to the implementation of job evaluation T-scales. This has an effect on the morale of employees as promotions to higher positions (facilitated through the normal recruitment process) and career pathing are severely undermined. On the other hand new appointees are disillusioned when they find their counterparts earning higher salaries than they do.

Employees Whose Salary Levels Exceed The Grade Determined By Job Evaluation				
Occupation	Number of employees	Job evaluation level	Remuneration level	Reason for deviation
Lower skilled (Levels 1-2)	1334	T02		
Skilled (Levels 3-5)	2028	T03		
	1171	T04		
	1343	T05		
	9	T05 (PT)		
Highly Skilled Production (Levels 6-8)	1249	T06		
	88	T06 (2HRS PD)		
	1011	T07		
	651	T07,0910		
	14	T08		
Highly Skilled Supervision (Levels 9-12)	563	T09		

# Chapter 4

Employees Whose Salary Levels Exceed The Grade Determined By Job Evaluation				
Occupation	Number of employees	Job evaluation level	Remuneration level	Reason for deviation
	465	T10		
	1011	T11		
	6	T1114		
	228	T12		
Senior Management (Levels 13-17)	54	T13		
	102	T14		
	104	T15		
	1	T15/16		
	6	T1516(S)		
	58	T16		
	3	T17		
<b>Total</b>	<b>11499</b>			

T 4.6.3

T 4.6.4 - The organisation does not have employees appointed to posts not approved as all positions on the staff establishment are approved by Council.

## COMMENT ON UPGRADED POSTS AND THOSE THAT ARE AT VARIANCE WITH NORMAL PRACTICE:

72.5% of the workforce is presently being remunerated on a contractual to incumbent (CTI) bases. This has an effect on the morale of employees as promotions to higher positions (facilitated through the normal recruitment process) and career pathing are severely undermined. On the other hand new appointees are disillusioned when they find their counterparts earning higher salaries than they do.

T 4.6.5

## DISCLOSURES OF FINANCIAL INTERESTS

Information supplied in Appendix J.

T 4.6.6



# Chapter 4

Disclosures of Financial Interests		
Period 1 July 2011 to 30 June 2012		
Position	Name	Description of Financial interests* (Nil / Or details)
<b>Executive Mayor</b>		
<b>Member of MayCo / Exco</b>	MMC: Health & Social Development, Clr MM Maluleke	Member of Community Medical Scheme Board of Trustees -Stipend
	MMC: Roads & Stormwater, Clr Pelisa Nkunjana	R500.00 gift card from Women of Eden Ministries
	MMC: Transport Planning, Clr Mafutha Isaac Thumbu Mahlangu	Mahlangu family Trust: 100% Ndzuza Investment:50%
<b>Councillor</b>	Clr Patrick Kumalo	Bo Dupa PA Events Management Promotion & Marketing Service (Pty) Ltd 2112 011763/07: 33%
	Clr Lebohang IT Moagi	Ntsekiseng Trading Enterprise CK i: 50% [in the process of withdrawing my name] NF Moagi & Projects: 100% My sister's involved in EPWP Learnership for 2 yrs under Ntsekiseng Trading Enterprise
	Clr Hendrik Jacobus Terblanche	Townhouse-Kaapzicht 23, Stegman Avenue 72, Terenure, Kempton Park : 100%
	Clr E Vivienne Chauke	Themba Security: 100% 350 ML & Compressor (2007) Avonte Gorde: 100% Residential Home + Contents MTN & Sanlam Shares: R600 000 - R1,2m public shares
	Clr Neil Diamond	Neil Diamond Group (Pty) Ltd:100% Justco Investment CC: 100% Casio Retail (Pty) Ltd: 100% Hyperception Properties CC: 100% RHC Properties CC: 62% Afropulse 132 (Pty) Ltd Bella Tramonto CC: 20% Erf 1256 Meyersdal CC: 100% Neil Diamond Family Trust: 100% Western Cape Fynbos Conservation Trust: 100% Sonex (Pty) Ltd: 100% Unit 8, Sagewood,Meyersdal: 100% Unit CG03 Sunset Beach, Milnerton, Cape Town: 100% Erf 750 Brackenhurst, Alberton: 100% Erf 3234 Brackenhurst, Alberton: 100% Erf 361 Meyersdal Nature Estate Ext 3: 100% Erf 324 Randhart, Alberton: 62.5% Justco Investments CC trading as Verwoerd Park Hardware & Paint Centre: 100% Justco Investments CC trading as Randhart Hardware & Paint Centre: 100% RHC Properties CC ck 2008/038466/23: 100%
	Clr Mluleki S France	Staff Transport Minov: 100%
	Clr J Nomvete	Nomtutuzeli Const & Projects: 100% Mr Michael & Claren Kgobe Estates: 20%

# Chapter 4

Disclosures of Financial Interests		
Period 1 July 2011 to 30 June 2012		
Position	Name	Description of Financial interests* (Nil / Or details)
	Cir Khetha Shandu	Sweets Manufacturers cc (Inactive):100% Old Mutual Employee Benefit member: Medical Aid subsidy Old Mutual Retirement Fund Member: Employee Benefit Fairbairn Capital Investment
	Cir Charlie R Crawford	Charlie West Refurbishers & Maintenance: 100% Beukrow Refurbishment & General Maintenance [dormant]: 40%
	Cir Phillip De Lange	Phillip De Lange Properties:100% Erf 725 Jacmar Str, Eden Park: Ownership Erf 1846 Ext 1 Paura Ridge100% 46 Leon Str Erf 1511 Ext 1, Eden Park: Guardianship Eagle Excellence Erf 1639 81 Langa, Eden Park: Lease
	Cir O Sehobe	Leshiri General Construction Dormant: 100%
<b>Municipal Manager</b>	Mr. KW Ngema	Shares in listed companies Land and Property
<b>Chief Financial Officer</b>	Mr. ZG Myeza	Shares in listed companies Directorship
<b>Deputy MM and (Executive) Directors</b>	Ms. M Diedricks	Shares in listed companies Directorship Land and properties
	Mr. MP Mosia	Shares in listed companies Sponsorship Land and Properties
	Ms. DL Phahla	Shares in listed companies Gifts and hospitality Land and properties
	Mr. M Mlandu	Directorship Property
	Ms. MI Mashazi	Directorship
	Mr. M Wilson	Land and Property
	Mr. H Msimang	Directorship Land and Property
	Mr. D Morema	Directorship Gifts and hospitality Land and properties
<b>Other S57 Officials</b>	Ms. GT Moloi	Land and property
	Mr. H Chiloane	Directorship Gifts and hospitality
	Ms. MM Nkopane	Shares in Listed companies Membership Land and property
	Ms. N.E Ledwaba	Directorship Land and Property

\* Financial interests to be disclosed even if they incurred for only part of the year. See MBRR SA34A

# Glossary

## GLOSSARY

<b>Accessibility indicators</b>	Explore whether the intended beneficiaries are able to access services or outputs.
<b>Accountability documents</b>	Documents used by executive authorities to give “full and regular” reports on the matters under their control to Parliament and provincial legislatures as prescribed by the Constitution. This includes plans, budgets, in-year and Annual Reports.
<b>Activities</b>	The processes or actions that use a range of inputs to produce the desired outputs and ultimately outcomes. In essence, activities describe “what we do”.
<b>Adequacy indicators</b>	The quantity of input or output relative to the need or demand.
<b>Annual Report</b>	A report to be prepared and submitted annually based on the regulations set out in Section 121 of the Municipal Finance Management Act. Such a report must include annual financial statements as submitted to and approved by the Auditor-General.
<b>Approved Budget</b>	The annual financial statements of a municipality as audited by the Auditor General and approved by council or a provincial or national executive.
<b>Baseline</b>	Current level of performance that a municipality aims to improve when setting performance targets. The baseline relates to the level of performance recorded in a year prior to the planning period.
<b>Basic municipal service</b>	A municipal service that is necessary to ensure an acceptable and reasonable quality of life to citizens within that particular area. If not provided it may endanger the public health and safety or the environment.
<b>Budget year</b>	The financial year for which an annual budget is to be approved – means a year ending on 30 June.
<b>Cost indicators</b>	The overall cost or expenditure of producing a specified quantity of outputs.
<b>Distribution indicators</b>	The distribution of capacity to deliver services.
<b>Financial Statements</b>	Includes at least a statement of financial position, statement of financial performance, cash-flow statement, notes to these statements and any other statements that may be prescribed.
<b>General performance indicators</b> <b>Key</b>	After consultation with MECs for local government, the Minister may prescribe general key performance indicators that are appropriate and applicable to local government generally.
<b>Impact</b>	The results of achieving specific outcomes, such as reducing poverty and creating jobs.
<b>Inputs</b>	All the resources that contribute to the production and delivery of outputs. Inputs are “what we use to do the work”. They include finances, personnel, equipment and buildings.
<b>Integrated Development Plan (IDP)</b> <b>Plan</b>	Set out municipal goals and development plans.
<b>National performance areas</b> <b>Key</b>	<ul style="list-style-type: none"> <li>• Service delivery &amp; infrastructure</li> <li>• Economic development</li> <li>• Municipal transformation and institutional development</li> <li>• Financial viability and management</li> <li>• Good governance and community participation</li> </ul>
<b>Outcomes</b>	The medium-term results for specific beneficiaries that are the consequence



# GLOSSARY

	of achieving specific outputs. Outcomes should relate clearly to an institution's strategic goals and objectives set out in its plans. Outcomes are "what we wish to achieve".
<b>Outputs</b>	The final products, or goods and services produced for delivery. Outputs may be defined as "what we produce or deliver". An output is a concrete achievement (i.e. a product such as a passport, an action such as a presentation or immunization, or a service such as processing an application) that contributes to the achievement of a Key Result Area.
<b>Performance Indicator</b>	Indicators should be specified to measure performance in relation to input, activities, outputs, outcomes and impacts. An indicator is a type of information used to gauge the extent to which an output has been achieved (policy developed, presentation delivered, service rendered)
<b>Performance Information</b>	Generic term for non-financial information about municipal services and activities. Can also be used interchangeably with performance measure.
<b>Performance Standards:</b>	The minimum acceptable level of performance or the level of performance that is generally accepted. Standards are informed by legislative requirements and service-level agreements. Performance standards are mutually agreed criteria to describe how well work must be done in terms of quantity and/or quality and timeliness, to clarify the outputs and related activities of a job by describing what the required result should be. In this EPMDS performance standards are divided into indicators and the time factor.
<b>Performance Targets:</b>	The level of performance that municipalities and its employees strive to achieve. Performance Targets relate to current baselines and express a specific level of performance that a municipality aims to achieve within a given time period.
<b>Service Delivery Budget Implementation Plan</b>	Detailed plan approved by the mayor for implementing the municipality's delivery of services; including projections of the revenue collected and operational and capital expenditure by vote for each month. Service delivery targets and performance indicators must also be included.
<b>Vote:</b>	One of the main segments into which a budget of a municipality is divided for appropriation of money for the different departments or functional areas of the municipality. The Vote specifies the total amount that is appropriated for the purpose of a specific department or functional area. Section 1 of the MFMA defines a "vote" as: <i>a) one of the main segments into which a budget of a municipality is divided for the appropriation of money for the different departments or functional areas of the municipality; and</i> <i>b) which specifies the total amount that is appropriated for the purposes of the department or functional area concerned</i>

# APPENDICES

## APPENDICES

### APPENDIX A – COUNCILLORS; COMMITTEE ALLOCATION AND COUNCIL ATTENDANCE

Councillors, Committees Allocated and Council Attendance					
Council Members	Full Time / Part Time	Committees Allocated	*Ward and/ or Party Represented	Percentage Council Meetings Attendance	Percentage Apologies for non-attendance
	FT/PT			%	%
Abdul Mogale	PT	Finance	ANC		See Appendix A2
Adelaide Dumaka	PT	Environmental Development	ANC		See Appendix A2
Ahmed Loonat	PT	SHRAC	ANC		See Appendix A2
Alco Ngobese	PT	Development Tribunal	IFP		See Appendix A2
Alco Ngobese	PT	Human Settlements	IFP		See Appendix A2
Alco Ngobese	PT	Programmeming	IFP		See Appendix A2
Alco Ngobese	PT	Rules	IFP		See Appendix A2
Allan Sauls	PT	SHRAC	DA		See Appendix A2
Andre du Plessis	PT	Environmental Development	DA		See Appendix A2
Anna Mnguni	PT	MPAC	ANC		See Appendix A2
Annastasia Motaung	PT	Finance	ANC		See Appendix A2
Ashor Sarupen	PT	OCMOL	DA		See Appendix A2
Ayanda Cwera	PT	SHRAC	ANC		See Appendix A2
Barbara Harrison	PT	Human Settlements	DA		See Appendix A2
Barbara Maroleng	PT	GCYPD	ANC		See Appendix A2
Barbara Maroleng	PT	Human Settlements	ANC		See Appendix A2
Benno Robinson	PT	CPED	DA		See Appendix A2
Betty Nkoana	PT	GCYPD	PAC		See Appendix A2
Betty Nkoana	PT	SHRAC	PAC		See Appendix A2
Bill Rundle	PT	Roads and Transport	DA		See Appendix A2
Brighton Mzizi	PT	Environmental Development	DA		See Appendix A2
Bruce Reid	PT	Finance	DA		See Appendix A2
Bruce Reid	PT	Health and Social Development	DA		See Appendix A2
Bruna Haipel	PT	Public Participation and Petitions	DA		See Appendix A2
Bruna Haipel	PT	Water and Energy	DA		See Appendix A2
Busi Khoza	PT	Water and Energy	ANC		See Appendix A2
Cassius Nkosi	PT	Finance	ANC		See Appendix A2
Cassius Nkosi	PT	GCYPD	ANC		See Appendix A2
Cecil Komane	PT	Community Safety	ANC		See Appendix A2
Charlie Crawford	PT	Human Settlements	DA		See Appendix A2
Chris Swanepoel	PT	Corporate Services	DA		See Appendix A2

# APPENDICES

Councillors, Committees Allocated and Council Attendance					
Council Members	Full Time / Part Time	Committees Allocated	*Ward and/ or Party Represented	Percentage Council Meetings Attendance	Percentage Apologies for non-attendance
	FT/PT			%	%
Claud Mabaso	PT	Water and Energy	ANC		See Appendix A2
Cliff Patterson	PT	Corporate Services	DA		See Appendix A2
Cliff Patterson	PT	Human Settlements	DA		See Appendix A2
Connie A Mashigo	PT	CPED	ANC		See Appendix A2
Connie A Mashigo	PT	OCMOL	ANC		See Appendix A2
Connie A Mashigo	PT	Rules	ANC		See Appendix A2
Cornelius Kodisang	PT	Environmental Development	ANC		See Appendix A2
David Veli Mosehla	PT	Water and Energy	DA		See Appendix A2
Dean Stone	PT	SHRAC	DA		See Appendix A2
Dimakatso Sebilwane	FT	GCYPD	ANC		See Appendix A2
Doctor Xhakaza	FT	OCMOL	ANC		See Appendix A2
Dora Mlambo	PT	Rules	ANC		See Appendix A2
Dorah Mlambo	PT	Integrity and Ethics	ANC		See Appendix A2
Dorah Mlambo	PT	Programmemeing	ANC		See Appendix A2
Dorah Mlambo	PT	SHRAC	ANC		See Appendix A2
Douglas R Mathume	PT	Community Safety	APC		See Appendix A2
Douglas R Mathume	PT	MPAC	APC		See Appendix A2
Ebrahim Motara	PT	Rules	ANC		See Appendix A2
Ebrahim Motara	PT	SHRAC	ANC		See Appendix A2
Ebrahim Motara	PT	Programmemeing	ANC		See Appendix A2
Eddie Taylor	PT	Finance	DA		See Appendix A2
Eddie Taylor	PT	Programmemeing	DA		See Appendix A2
Elina Ndimma	PT	Finance	ANC		See Appendix A2
Elina Ndimma	PT	OCMOL	ANC		See Appendix A2
Elisa Bale	PT	Community Safety	ANC		See Appendix A2
Ernest Hlatshwayo	PT	Community Safety	DA		See Appendix A2
Estelle Visser	PT	Finance	DA		See Appendix A2
Estelle Visser	PT	MPAC	DA		See Appendix A2
Eulbri Kubayi	PT	Water and Energy	DA		See Appendix A2
Faith Mahloma	PT	MPAC	ANC		See Appendix A2
Fortune Mahano	PT	MPAC	DA		See Appendix A2
France Mmoko	PT	Roads and Transport	ANC		See Appendix A2
Fuzile Booi	FT	Corporate Services	ANC		See Appendix A2
Gary Scallan	PT	Environmental Development	DA		See Appendix A2
Gcinumuzi Mtshali	PT	Human Settlements	DA		See Appendix A2

# APPENDICES

Councillors, Committees Allocated and Council Attendance					
Council Members	Full Time / Part Time	Committees Allocated	*Ward and/ or Party Represented	Percentage Council Meetings Attendance	Percentage Apologies for non-attendance
	FT/PT			%	%
Geoff Fenn	PT	Health and Social Development	DA	See Appendix A2	
George Vilakazi	PT	Environmental Development	ANC	See Appendix A2	
Gerrie Kriek	PT	CPED	DA	See Appendix A2	
Gladstone Zide	PT	Health and Social Development	ANC	See Appendix A2	
Godfrey Peter Ngubeni	PT	Community Safety	ANC	See Appendix A2	
Grace Sibeko	PT	CPED	ANC	See Appendix A2	
Graham Gersbach	PT	Finance	DA	See Appendix A2	
Graham Gersbach	PT	Rules	DA	See Appendix A2	
Heather Hart	PT	CPED	DA	See Appendix A2	
Heather Hart	PT	Programmaming	DA	See Appendix A2	
Heather Hart	PT	Rules	DA	See Appendix A2	
Hendrik Shilabe	PT	Environmental Development	DA	See Appendix A2	
Hendrik Shilabe	PT	Public Participation and Petitions	DA	See Appendix A2	
Hennie van der Walt	PT	Roads and Transport	FF+	See Appendix A2	
Hilary Coke	PT	Water and Energy	DA	See Appendix A2	
Irene Nxumalo	PT	Community Safety	ANC	See Appendix A2	
Irene Nxumalo	PT	Public Participation and Petitions	ANC	See Appendix A2	
Ivy Nkosi	PT	Environmental Development	ANC	See Appendix A2	
Izak Berg	PT	MPAC	IRASA	See Appendix A2	
Jabulani Sibiya	PT	CPED	ANC	See Appendix A2	
Jackie Reilly	PT	Environmental Development	DA	See Appendix A2	
Jackson Makaleng	PT	Human Settlements	ANC	See Appendix A2	
Jaco Terblanche	PT	CPED	DA	See Appendix A2	
Jafta Maduna	PT	Human Settlements	ANC	See Appendix A2	
Jan Esterhuizen	PT	Community Safety	IFP	See Appendix A2	
Joey Roos	PT	Roads and Transport	DA	See Appendix A2	
Johan Hendricks	PT	Roads and Transport	DA	See Appendix A2	
Johann Jordaan	PT	Roads and Transport	DA	See Appendix A2	
Johanna Nomvete	PT	Human Settlements	COPE	See Appendix A2	
Johanna Nomvethé	PT	Public Participation and Petitions	COPE	See Appendix A2	
Johannes Maleme	PT	Human Settlements	ANC	See Appendix A2	
Johannes Matabane	PT	Community Safety	ANC	See Appendix A2	
John Anticevich	PT	GCYPD	DA	See Appendix A2	
John Anticevich	PT	Health and Social Development	DA	See Appendix A2	
Julia Mashinini	PT	Roads and Transport	ANC	See Appendix A2	

# APPENDICES

Councillors, Committees Allocated and Council Attendance					
Council Members	Full Time / Part Time	Committees Allocated	*Ward and/ or Party Represented	Percentage Council Meetings Attendance	Percentage Apologies for non-attendance
	FT/PT			%	%
Khetha Shandu	PT	Corporate Services	DA		See Appendix A2
Lesego Sentsho	PT	GCYPD	COPE		See Appendix A2
Lesego Sentsho	PT	Programmaming	COPE		See Appendix A2
Lesego Sentsho	PT	Roads and Transport	COPE		See Appendix A2
Lesego Sentsho	PT	Rules	COPE		See Appendix A2
Lesego Sentsho	PT	Integrity and Ethics	COPE		See Appendix A2
Leseja Mohlaphamaswi	PT	Health and Social Development	ANC		See Appendix A2
Lindiwe Sibidli	PT	Roads and Transport	ANC		See Appendix A2
Lizwi Zuma	PT	Water and Energy	ANC		See Appendix A2
Mahlomola Mabote	FT	CPED	ANC		See Appendix A2
Makgopa Kgopa	PT	Human Settlements	ANC		See Appendix A2
Makhosazana Dladla	PT	CPED	ANC		See Appendix A2
Malanie Haggard	PT	Corporate Services	DA		See Appendix A2
Malanie Haggard	PT	MPAC	DA		See Appendix A2
Mandisa Msweli	PT	CPED	ANC		See Appendix A2
Mandla Motha	PT	Community Safety	DA		See Appendix A2
Martha Mokoena	PT	CPED	ANC		See Appendix A2
Martha Mokoena	PT	GCYPD	ANC		See Appendix A2
Mary Goby	PT	Community Safety	DA		See Appendix A2
Masande Papu	PT	SHRAC	ACDP		See Appendix A2
Masele Madihlaba	PT	OCMOL	ANC		See Appendix A2
Masele Madihlaba	PT	Corporate Services	ANC		See Appendix A2
Masontaga Masango	PT	GCYPD	ANC		See Appendix A2
Masontaga Masango	PT	MPAC	ANC		See Appendix A2
Mbuyiseli Xakambane	PT	Health and Social Development	ANC		See Appendix A2
Michael Basch	PT	Community Safety	DA		See Appendix A2
Michael Kriek	PT	Water and Energy	DA		See Appendix A2
Michele Clarke	PT	Community Safety	DA		See Appendix A2
Mluleki France	PT	Health and Social Development	UDM		See Appendix A2
Moeketsi Mvalo	PT	Water and Energy	ANC		See Appendix A2
Morongoa Ndebele	PT	Community Safety	ANC		See Appendix A2
Morris Chauke	PT	Finance	ANC		See Appendix A2
Morris Chauke	PT	Integrity and Ethics	ANC		See Appendix A2
Moses Makwakwa	FT	Programmaming	ANC		See Appendix A2
Mthumeleni Nditha	PT	SHRAC	ANC		See Appendix A2



# APPENDICES

Councillors, Committees Allocated and Council Attendance					
Council Members	Full Time / Part Time	Committees Allocated	*Ward and/ or Party Represented	Percentage Council Meetings Attendance	Percentage Apologies for non-attendance
	FT/PT			%	%
Mzonjani Sithole	PT	Water and Energy	NFP		See Appendix A2
Mzonjani Sithole	PT	OCMOL	NFP		See Appendix A2
Ndala Sibanyoni	PT	Human Settlements	ANC		See Appendix A2
Ndosi Shongwe	FT	Human Settlements	ANC		See Appendix A2
Neil Diamond	FT	Finance	ANC		See Appendix A2
Nelta Badela	PT	Public Participation and Petitions	ANC		See Appendix A2
Nelta Badela	PT	Roads and Transport	ANC		See Appendix A2
Nhlanhla Mdluli	PT	Environmental Development	ANC		See Appendix A2
Nhlanhla Nyandeni	PT	Health and Social Development	NFP		See Appendix A2
Nicola da Silva	PT	Corporate Services	DA		See Appendix A2
Nicola da Silva	PT	Integrity and Ethics	DA		See Appendix A2
Nkosinathi Shabalala	PT	Human Settlements	ANC		See Appendix A2
Nocawe Mafu	FT	Health and Social Development	ANC		See Appendix A2
Nolwazi Tati	PT	Community Safety	ANC		See Appendix A2
Nomadlozi Nkosi	PT	Health and Social Development	ANC		See Appendix A2
Nomsa Baba	PT	Human Settlements	DA		See Appendix A2
Nomsa Maseko	FT	Development Tribunal	ANC		See Appendix A2
Nomvula Chiya	PT	Water and Energy	ANC		See Appendix A2
Nozipho Mabuza	FT	Programmaming	ANC		See Appendix A2
Nozipho Mabuza	FT	Public Participation and Petitions	ANC		See Appendix A2
Nozipho Mabuza	PT	Rules	ANC		See Appendix A2
Obed Segobebe	PT	CPED	ANC		See Appendix A2
Pat Mkhabela	PT	Health and Social Development	ANC		See Appendix A2
Patric Kumalo	PT	Corporate Services	PAC		See Appendix A2
Patric Kumalo	PT	Finance	PAC		See Appendix A2
Patricia Kumalo	FT	Programmaming	ANC		See Appendix A2
Patricia Kumalo	FT	Rules	ANC		See Appendix A2
Patrick Kumalo	PT	OCMOL	PAC		See Appendix A2
Patrick Motaung	PT	Finance	ANC		See Appendix A2
Paulina Morake	PT	Finance	ANC		See Appendix A2
Peter Ngubeni	PT	Integrity and Ethics	ANC		See Appendix A2
Peter Ngubeni	PT	OCMOL	ANC		See Appendix A2
Phillip de Lange	PT	CPED	DA		See Appendix A2
Phillip Thamahane	PT	Human Settlements	DA		See Appendix A2
Phindile Mbonani	PT	SHRAC	ANC		See Appendix A2

# APPENDICES

Councillors, Committees Allocated and Council Attendance					
Council Members	Full Time / Part Time	Committees Allocated	*Ward and/ or Party Represented	Percentage Council Meetings Attendance	Percentage Apologies for non-attendance
	FT/PT			%	%
Pieter Henning	PT	CPED	DA	See Appendix A2	
Pinky Mkhonza	FT	Roads and Transport	ANC	See Appendix A2	
Puni S Mkhize	PT	Environmental Development	DRPA	See Appendix A2	
Rain Chiya	PT	Development Tribunal	ANC	See Appendix A2	
Ramesh Sheodin	PT	Finance	DA	See Appendix A2	
Reckson Hasane	PT	Development Tribunal	ANC	See Appendix A2	
Refiloe N'tsekhe	PT	Health and Social Development	DA	See Appendix A2	
Rekson Hasani	PT	MPAC	ANC	See Appendix A2	
Richard Maraqana	PT	Environmental Development	ANC	See Appendix A2	
Rita Dladla	PT	CPED	ANC	See Appendix A2	
Robert Mashego	FT	Programmaming	ANC	See Appendix A2	
Robert Mashego	FT	Rules	ANC	See Appendix A2	
Robert Pienaar	PT	Finance	ANC	See Appendix A2	
Robson Lugongolo	PT	Community Safety	ANC	See Appendix A2	
Ruth Shabalala	PT	Roads and Transport	DA	See Appendix A2	
Samantha Nair	PT	Community Safety	DA	See Appendix A2	
Sammy Leshabane	PT	MPAC	ANC	See Appendix A2	
Sammy Mohaladi	PT	Corporate Services	ANC	See Appendix A2	
Sarona Malope	PT	Corporate Services	ANC	See Appendix A2	
Satchmo Mxabageli	PT	Health and Social Development	ANC	See Appendix A2	
Sbongile Msibi	PT	Human Settlements	ANC	See Appendix A2	
Shadow Shabangu	PT	Development Tribunal	DA	See Appendix A2	
Shadow Shabangu	PT	SHRAC	DA	See Appendix A2	
Shadrack Mabaso	PT	Human Settlements	ANC	See Appendix A2	
Shaune Le Roux	PT	Corporate Services	DA	See Appendix A2	
Shelley Loe	PT	OCMOL	DA	See Appendix A2	
Sibongile Msibi	PT	OCMOL	ANC	See Appendix A2	
Simon Kwili	PT	Health and Social Development	ANC	See Appendix A2	
Simon Mokgethoa	PT	Water and Energy	ANC	See Appendix A2	
Simon Zwane	PT	Human Settlements	ANC	See Appendix A2	
Sina Dlomo	PT	Roads and Transport	ANC	See Appendix A2	
Sindi Mwelase	PT	Environmental Development	ANC	See Appendix A2	
Sipho Ngobese	PT	Health and Social Development	ANC	See Appendix A2	
Siphumule Ntombela	PT	CPED	NFP	See Appendix A2	
Siphumule Ntombela	PT	GCYPD	NFP	See Appendix A2	

# APPENDICES

Councillors, Committees Allocated and Council Attendance					
Council Members	Full Time / Part Time	Committees Allocated	*Ward and/ or Party Represented	Percentage Council Meetings Attendance	Percentage Apologies for non-attendance
	FT/PT			%	%
Solly Klaas	PT	SHRAC	DA	See Appendix A2	
Sonja Kraai	FT	Environmental Development	ANC	See Appendix A2	
Sphiwe Ditshego	FT	SHRAC	ANC	See Appendix A2	
Stephen Shabalala	PT	Health and Social Development	DA	See Appendix A2	
Sylvester Bodibe	PT	SHRAC	DA	See Appendix A2	
Sylvia Nhlabathi	PT	Roads and Transport	ANC	See Appendix A2	
Sylvia Nonyana	PT	Water and Energy	ANC	See Appendix A2	
Tania Campbell	PT	Roads and Transport	DA	See Appendix A2	
Tania Campbell	PT	Rules	DA	See Appendix A2	
Tebogo Letsoha	PT	Environmental Development	ANC	See Appendix A2	
Tebogo Maama	PT	Public Participation and Petitions	ANC	See Appendix A2	
Teboho Letsoha	PT	Public Participation and Petitions	ANC	See Appendix A2	
Teboho Maama	PT	Health and Social Development	ANC	See Appendix A2	
Thabo Letsemo	PT	Corporate Services	ANC	See Appendix A2	
Thandi Makgobola	PT	Environmental Development	ANC	See Appendix A2	
Thandi Makgobola	PT	OCMOL	ANC	See Appendix A2	
Thema Sebola	PT	SHRAC	ANC	See Appendix A2	
Themba Gumede	PT	Development Tribunal	ANC	See Appendix A2	
Themba Gumede	PT	Water and Energy	ANC	See Appendix A2	
Themba Khumalo	PT	Corporate Services	ANC	See Appendix A2	
Themba Mabuza	PT	Corporate Services	ANC	See Appendix A2	
Themba Rampayi	PT	Roads and Transport	ANC	See Appendix A2	
Themba Thebe	PT	Roads and Transport	ANC	See Appendix A2	
Theodorah Moagi	PT	Finance	ANC	See Appendix A2	
Thoko Radebe	PT	Corporate Services	ANC	See Appendix A2	
Tiisetso Nketle	FT	Integrity and Ethics	ANC	See Appendix A2	
Tiny Mabena	FT	MPAC	ANC	See Appendix A2	
Tracey Butler	PT	Environmental Development	DA	See Appendix A2	
Tshidiso Saul	PT	Roads and Transport	ANC	See Appendix A2	
Tsholofelo Motshidi	PT	Finance	DA	See Appendix A2	
Veronica Dyson	PT	SHRAC	DA	See Appendix A2	
Vicky Lawrence	PT	GCYPD	DA	See Appendix A2	
Vicky Lawrence	PT	Health and Social Development	DA	See Appendix A2	
Vivienne Chauke	FT	Community Safety	ANC	See Appendix A2	
Vusi Tshabalala	PT	Finance	ANC	See Appendix A2	

# APPENDICES

Councillors, Committees Allocated and Council Attendance					
Council Members	Full Time / Part Time	Committees Allocated	*Ward and/ or Party Represented	Percentage Council Meetings Attendance	Percentage Apologies for non-attendance
	FT/PT			%	%
W Labuschagne	PT	Finance	DA	See Appendix A2	
Wendy Phetla	PT	Community Safety	ANC	See Appendix A2	
Wilson Busakwe	PT	CPED	ANC	See Appendix A2	
Wisdom Victor Chiloane	FT	Water and Energy	ANC	See Appendix A2	
Wiseman Ndizana	PT	SHRAC	ANC	See Appendix A2	
Zacharia Mpongose	PT	Public Participation and Petitions	ANC	See Appendix A2	
Zacharia Mpongose	PT	Water and Energy	ANC	See Appendix A2	
Zodwa Radebe	PT	Water and Energy	DA	See Appendix A2	
Zoleka Njombolwana	PT	SHRAC	ANC	See Appendix A2	
Zweli Yende	PT	Corporate Services	ANC	See Appendix A2	
Zweli Yende	PT	GCYPD	ANC	See Appendix A2	

Note: \* Councillors appointed on a proportional basis do not have wards allocated to them

T  
A

Councillors and Council Attendance		
Council Members	Percentage Council Meetings Attendance	Percentage Apologies for non-attendance
	%	%
KUMALO, N P	91.7%	9.1%
GUNGUBELE, M	100.0%	0.0%
MASHEGO, M R	91.7%	9.1%
MAKWAKWA, M	91.7%	9.1%
DUBA, Q B	75.0%	33.3%
MABENA, V M	91.7%	9.1%
MAHLANGU, M I T	83.3%	20.0%
MALULEKE, M M	66.7%	50.0%
NIKANI, B M	91.7%	9.1%
NKUNJANA, P	75.0%	33.3%
NXUMALO, A	100.0%	0.0%
SIBOZA, M H	91.7%	9.1%
TSHONGWENI, Z K	100.0%	0.0%
MABUZA, N M	91.7%	9.1%
MABENA, N A	91.7%	9.1%
BOOI, F P	100.0%	0.0%

# APPENDICES

Councillors and Council Attendance		
Council Members	Percentage Council Meetings Attendance	Percentage Apologies for non-attendance
	%	%
CHAUKE, E V	83.3%	20.0%
CHILOANE, V W	100.0%	0.0%
DIAMOND, N	83.3%	20.0%
DITSHEGO, T S	75.0%	33.3%
KGOPA, M A	100.0%	0.0%
KRAAI, S D	91.7%	9.1%
MKHONZA, P D	75.0%	22.2%
SHONGWE, N G	91.7%	9.1%
THEBE, T F	75.0%	33.3%
MAFU, N N (Previously Yamba)	83.3%	20.0%
BADELA, N K	91.7%	0.0%
BALE, N E	91.7%	9.1%
BUSAKWE, J W	91.7%	9.1%
CHAUKE, H M	91.7%	9.1%
CHIYA, N K	91.7%	9.1%
CWERA, P A	100.0%	0.0%
DHLADHLA-MAVUNDLA, M K	91.7%	9.1%
DLADLA, R	75.0%	33.3%
DLOMO, M S	83.3%	20.0%
DUMEKA-MATHEBULA, H A	91.7%	9.1%
GUMEDE, T	100.0%	0.0%
HASANI, T R	83.3%	20.0%
KHOZA, B J	91.7%	9.1%
KHUMALO, T L	100.0%	0.0%
KODISANG, S C	100.0%	0.0%
KOMANE, C L	100.0%	0.0%
KWILI, M S	83.3%	20.0%
LESHABANE, S M	66.7%	37.5%
LETSIMO, S T	100.0%	0.0%
LETSOHA, K T	91.7%	9.1%
LOONAT, I A	100.0%	0.0%
LUGONGOLO, M R	100.0%	0.0%
LUTHULI, T C	16.7%	150.0%
MAAMA, J T	100.0%	0.0%
MABASO, C N	100.0%	0.0%

# APPENDICES

Councillors and Council Attendance		
Council Members	Percentage Council Meetings Attendance	Percentage Apologies for non-attendance
	%	%
MABASO, S J	100.0%	0.0%
MABOTE, M I	75.0%	33.3%
MABUZA, T H	100.0%	0.0%
MADIHLABA, M S	91.7%	9.1%
MADUNA, J S	100.0%	0.0%
MAHLOMA, K F	91.7%	9.1%
MAKALENG, P J	100.0%	0.0%
MAKGOBOLA, T E	91.7%	9.1%
MALEME, M J	100.0%	0.0%
MALOPE, S	100.0%	0.0%
MARAQANA, S R	100.0%	0.0%
MAROLENG, C B	91.7%	9.1%
MASANGO, M L	66.7%	50.0%
MASEKO, N M	83.3%	20.0%
MASHIGO, A M	100.0%	0.0%
MASHININI, S J	83.3%	20.0%
MATABANE, T J	100.0%	0.0%
MBONANI, T P	91.7%	9.1%
MDLULI, N B	100.0%	0.0%
MKHABELA, P J	91.7%	9.1%
MLAMBO, M D	83.3%	20.0%
MMOKO, P F	83.3%	20.0%
MNGUNI, N A	50.0%	66.7%
MOAGI, T L	91.7%	9.1%
MOGALE, E A	75.0%	33.3%
MOHLAPAMASWI, L N	100.0%	0.0%
MOHOALADI, M S	100.0%	0.0%
MOKGETHOA, S S	100.0%	0.0%
MOKOENA, P M	83.3%	20.0%
MORAKE, P	66.7%	25.0%
MOTARA, E A	100.0%	0.0%
MOTAUNG, A	83.3%	20.0%
MOTAUNG, T P	100.0%	0.0%
MPONGOSE, Z	100.0%	0.0%
MSIBI, K S	91.7%	9.1%

# APPENDICES

Councillors and Council Attendance		
Council Members	Percentage Council Meetings Attendance	Percentage Apologies for non-attendance
	%	%
MSWELI, M	100.0%	0.0%
MVALO, M E	100.0%	0.0%
MWELASE, S P	100.0%	0.0%
MXABANGELI, V S	91.7%	9.1%
NDEBELE, M J	91.7%	9.1%
NDIMA, E N	91.7%	9.1%
NDITA, M	100.0%	0.0%
NDIZANA, T W	91.7%	9.1%
NGOBESE, S S	91.7%	9.1%
NGUBENI, G V	100.0%	0.0%
NHLABATHI, S	100.0%	0.0%
NKETLE, T G	100.0%	0.0%
NKOSI, B N	91.7%	9.1%
NKOSI, C L	91.7%	0.0%
NKOSI, M I	91.7%	9.1%
NONYANA, S N	91.7%	9.1%
NJOMBOLWANA-NTAMO	100.0%	0.0%
NXUMALO, I S	91.7%	9.1%
PHETLA, W M	100.0%	0.0%
PIENAAR, R	91.7%	9.1%
RADEBE, T G	91.7%	9.1%
RAMPAI, T C	83.3%	10.0%
SAUL, T J	83.3%	10.0%
SEBILOANE, D D	91.7%	9.1%
SEBOLA, T A	100.0%	0.0%
SEGOBELE, N O	83.3%	20.0%
SHABALALA, E N	91.7%	9.1%
SHABALALA, H V	100.0%	0.0%
SIBANYONI, N G	100.0%	0.0%
SIBEKO, G	41.7%	120.0%
SIBIDLI, L P	100.0%	0.0%
SIBIYA, S J	100.0%	0.0%
TATI, E N	100.0%	0.0%
VILAKAZI, G	100.0%	0.0%
XAKAMBANA, M	100.0%	0.0%



# APPENDICES

Councillors and Council Attendance		
Council Members	Percentage Council Meetings Attendance	Percentage Apologies for non-attendance
	%	%
XHAKAZA, D N	91.7%	9.1%
YENDE, C Z	91.7%	0.0%
ZIDE, V G	100.0%	0.0%
ZUMA, L Z	83.3%	20.0%
ZWANE, T S	91.7%	9.1%
ANTICEVICH, J A	91.7%	9.1%
BABA, N J	100.0%	0.0%
BASCH, M J	91.7%	9.1%
BODIBE, R S	100.0%	0.0%
BUTLER, T	91.7%	9.1%
CAMPBELL, T L	91.7%	9.1%
CLARKE, M O	91.7%	9.1%
COKE, H D	91.7%	9.1%
CRAWFORD, C R	100.0%	0.0%
DA SILVA, N B	91.7%	9.1%
DE LANGE, P R	91.7%	9.1%
DU PLESSIS, A	91.7%	9.1%
DYSON, V	100.0%	0.0%
FENN, G A P	91.7%	9.1%
GERSBACH, G A K	100.0%	0.0%
GOBY, M E	100.0%	0.0%
HAGGARD, M	100.0%	0.0%
HAIPER, B T	91.7%	9.1%
HARRISON, B	91.7%	9.1%
HART, H D	91.7%	9.1%
HENDRICKS, J A	91.7%	9.1%
HENNING, P J	91.7%	9.1%
HLATSHWAYO, J E	91.7%	9.1%
JORDAAN, B J	75.0%	33.3%
KLAAS, G	100.0%	0.0%
KRIEK, G	83.3%	20.0%
KRIEK, M V	91.7%	9.1%
KUBAYI, E M	83.3%	20.0%
LABUSCHAGNE, N W	91.7%	9.1%
LAWRENCE, V G	91.7%	9.1%

# APPENDICES

Councillors and Council Attendance		
Council Members	Percentage Council Meetings Attendance	Percentage Apologies for non-attendance
	%	%
LE ROUX, S	91.7%	9.1%
LOE, S J	100.0%	0.0%
MAHANO, F L	91.7%	9.1%
MOSEHLA, V D	83.3%	20.0%
MOTHA, M J	91.7%	9.1%
MOTSHIDI, T K	91.7%	9.1%
MTSHALI, G L	83.3%	20.0%
MZIZI, M B	91.7%	9.1%
NAIR, S	91.7%	9.1%
NTSEKHE, R	66.7%	50.0%
PATTERSON, C F	91.7%	9.1%
RADEBE, N M	91.7%	9.1%
REID, B	91.7%	9.1%
REILLY, J	91.7%	9.1%
ROBINSON, B C	91.7%	9.1%
ROOS, J D	91.7%	9.1%
RUNDLE, W G R	100.0%	0.0%
SARUPEN, A N	100.0%	0.0%
SAULS, A E K	100.0%	0.0%
SCALLAN, G N	83.3%	20.0%
SHABALALA, R R	91.7%	9.1%
SHABALALA, S M	91.7%	9.1%
SHABANGU, S P	91.7%	9.1%
SHANDU, V K	100.0%	0.0%
SHEODIN, R	100.0%	0.0%
SHILABE, H M	100.0%	0.0%
STONE, D D	83.3%	20.0%
SWANEPOEL, C D	91.7%	9.1%
TAYLOR, E L	75.0%	33.3%
TERBLANCHE, H J	100.0%	0.0%
THAMAHANE, M	91.7%	9.1%
VISSER, M I	58.3%	71.4%
PAPU, E M	75.0%	33.3%
MATHUME, R D	75.0%	33.3%
NOMVETE, J P	91.7%	9.1%

# APPENDICES

Councillors and Council Attendance		
Council Members	Percentage Council Meetings Attendance	Percentage Apologies for non-attendance
	%	%
SENTSHO, L D	83.3%	20.0%
MKHIZE, P S	50.0%	100.0%
VAN DER WALT, H J	100.0%	0.0%
ESTERHUIZEN, J A	91.7%	9.1%
NGOBESE, A K	83.3%	20.0%
BERG, I D	83.3%	20.0%
NTOMBELA, S I	83.3%	20.0%
NYANDENI, N J	91.7%	9.1%
SITHOLE, M M	66.7%	50.0%
KUMALO, P	100.0%	0.0%
NKOANA, B	100.0%	0.0%
FRANCE, M S	75.0%	33.3%

Concerning T A

T A.1

# APPENDICES

## APPENDIX B – COMMITTEES AND COMMITTEE PURPOSES

Committees (other than Mayoral / Executive Committee) and Purposes of Committees	
Municipal Committees	Purpose of Committee
Rules Committee	<ul style="list-style-type: none"> <li>* To assist the Council in developing and administering standing rules for Council meetings for the efficient functioning of the Council as a decision making body</li> <li>* To develop and monitor the implementation of procedures and rules for the efficient functioning of the committees of the Council*. To develop, advise on and monitor the implementation of the Council's policy with regard to Civic Functions and presentations</li> <li>* To uphold and implement the Code of Conduct as found in Schedule 1 of the Local Government: Municipal Systems Act, 2000</li> </ul>
Programmencing Committee	Selecting and scheduling of items to be referred to Council and/or Oversight Committees for consideration
Committee of Chairpersons	Deliberate and strategize on matters to be dealt with by Council Committees
Integrity and Ethics Committee	Deal with matters of ethics and discipline in respect of Councillors
MPAC	Ensure that : <ul style="list-style-type: none"> <li>* The municipality fulfils its constitutional mandate of service delivery to the community and achieves the set objectives</li> <li>* The municipality is managed in an efficient, effective and ethical, corruption and fraud free manner</li> <li>* Municipal resources are utilised in an economic manner</li> </ul>
Gender, Children, Youth and Persons with Disabilities	<ul style="list-style-type: none"> <li>*To provide oversight of all activities throughout all departments relating to the upliftment and promotion of rights of women, children, youth and persons with disabilities</li> <li>* To ensure the realisation of the vision, strategic objectives and priorities of the Ekurhuleni Metropolitan Municipality in relation to programmemes that impact GCYPD</li> <li>* To diligently perform its power and functions in terms of these terms of references</li> </ul>
Development Tribunal	<ul style="list-style-type: none"> <li>* To consider all applications made in terms of applicable town and developmental planning legislation</li> <li>* To hear objections and representations made in terms applicable town and development planning legislation</li> <li>* To diligently perform its power and functions in terms of these terms of references</li> </ul>
Oversight of the Office of the Executive Mayor & Legislature	To oversee matters relating to the Office of the Executive Mayor and Legislature
Public Participation and Petitions	To oversee matters relating to public participation and petitions
City Planning & Economic Development	To oversee, ensure public participation and make by-laws in respect of matters relating to city planning and economic development
Community Safety	To oversee, ensure public participation and make by-laws in respect of matters relating to community safety
Corporate Services	To oversee, ensure public participation and make by-laws in respect of matters relating to corporate services
Environmental Development	To oversee, ensure public participation and make by-laws in respect of matters relating to environmental development
Finance	To oversee, ensure public participation and make by-laws in respect of matters relating the municipality's finances
Health and Social Development	To oversee, ensure public participation and make by-laws in respect of matters relating to health and social development
Human Settlements	To oversee, ensure public participation and make by-laws in respect of matters relating to human settlements
Roads and Transport	To oversee, ensure public participation and make by-laws in respect of matters relating to roads, transport and storm water

# APPENDICES

Committees (other than Mayoral / Executive Committee) and Purposes of Committees	
Municipal Committees	Purpose of Committee
Sport, Heritage, Recreation, Arts and Culture	To oversee, ensure public participation and make by-laws in respect of matters relating to sport, heritage, arts and culture
Water & Energy	To oversee, ensure public participation and make by-laws in respect of matters relating to water and energy
T B	

# APPENDICES

## APPENDIX C –THIRD TIER ADMINISTRATIVE STRUCTURE (OPTIONAL)

### Third Tier Administrative Structure - Appendix C

#### Divisional Heads

Department	Total No. of Positions	No. of Positions Filled
City Planning	7	3
Communications and Brand Management	8	5
Corporate Legal	4	3
Corporate Strategy and Planning	5	1
Customer Relations Management	7	5
Disaster and Emergency management Services	7	3
Economic Development	7	7
Ekurhuleni Metro Police	5	3
Energy	6	6
Enterprise Programme Management Office	4	2
Environmental Resource Management	5	3
Executive Support (Office of the City Manager	3	0
Facilities Management	7	3
Finance	9	3
Fleet management	8	0
Health and Social Development	7	4
Human Resources Management and Development	7	5
Human Settlement	8	4
Information and Communication Technology	7	3
Internal Audit	5	0
Risk Management	4	3
Roads and Storm Water	6	2
Sports, Recreation, Arts and Culture	8	6
Transport	8	6
Waste Management	5	5
Water and Sanitation	6	3
<b>Total</b>	<b>163</b>	<b>88</b>

EMM's Third Tier Administrative Structure was approved by Council in September 2012 as part of the Institutional Review Process which is currently underway. Therefore the structure depicted above reflects the current situation as at 30 August 2013.

# APPENDICES

## APPENDIX D – FUNCTIONS OF MUNICIPALITY / ENTITY

Municipal / Entity Functions		
MUNICIPAL FUNCTIONS	Function Applicable to Municipality (Yes / No)*	Function Applicable to Entity (Yes / No)
<b>Constitution Schedule 4, Part B functions:</b>		
Air pollution	Yes	
Building regulations	Yes	
Child care facilities	Yes	
Electricity and gas reticulation	Yes	
Firefighting services	Yes	
Local tourism	Yes	
Municipal airports	Yes	
Municipal planning	Yes	
Municipal health services	Yes	
Municipal public transport	Yes	Yes
Municipal public works only in respect of the needs of municipalities in the discharge of their responsibilities to administer functions specifically assigned to them under this Constitution or any other law	Yes	Yes
Pontoons, ferries, jetties, piers and harbours, excluding the regulation of international and national shipping and matters related thereto	No	
Stormwater management systems in built-up areas	Yes	
Trading regulations	Yes	
Water and sanitation services limited to potable water supply systems and domestic waste-water and sewage disposal systems	Yes	Yes
Beaches and amusement facilities	No	
Billboards and the display of advertisements in public places	Yes	
Cemeteries, funeral parlours and crematoria	Yes	
Cleansing	Yes	
Control of public nuisances	Yes	
Control of undertakings that sell liquor to the public	Yes	
Facilities for the accommodation, care and burial of animals	No	
Fencing and fences	Yes	
Licensing of dogs	No	
Licensing and control of undertakings that sell food to the public	No	
Local amenities	Yes	
Local sport facilities	Yes	
Markets	Yes	
Municipal abattoirs	No	
Municipal parks and recreation	Yes	
Municipal roads	Yes	
Noise pollution	Yes	
Pounds	Yes	
Public places	Yes	
Refuse removal, refuse dumps and solid waste disposal	Yes	
Street trading	Yes	
Street lighting	Yes	
Traffic and parking	Yes	
* If municipality: indicate (yes or No); * If entity: Provide name of entity		T D



# APPENDICES

## APPENDIX E – WARD REPORTING

Public Meetings							Issues
Nature and purpose of meeting	Date of events	Number of Participating Municipal Councillors	Number of Participating Municipal Administrators	Number of Community members attending	Issue addressed (Yes/No)	Dates and manner of feedback given to community	
Public Meetings : Ward 22	10-Dec-12	1	1	91	YES	Feedback on issues raised given during next public meeting	
Public Meetings: Ward 32	No public meetings held	0	0	0	0	No public meetings held	
Public Meetings: Ward 33	26-Jun-13	1	1	109	YES	Feedback on issues raised given during next public meeting	
Public Meetings: Ward 34	21-Aug-12	1	1	244	YES	Feedback on issues raised given during next public meeting	Refurbishment of roofs of Reiger Park Flats, matter has been attended to
	21-Oct-12	1	1	150	YES	Feedback on issues raised given during next public meeting	
	24-Feb-13	1	1	126	YES	Feedback on issues raised given during next public meeting	
	25-Apr-13	1	1	132	YES	Feedback on issues raised given during next public meeting	
	18-May-13	1	1	132	YES	Feedback on issues raised given during next public meeting	
	18-Jun-13	1	1	86	YES	Feedback on issues raised given during next public meeting	
	19-Jun-13	1	1	105	YES	Feedback on issues raised given during next public meeting	
	30-Jun-13	1	1	63	YES	Feedback on issues raised given during next public meeting	
Public Meetings: Ward 35	8-Jul-12	1	1	120	YES	Feedback on issues raised given during next public meeting	
	12-Aug-12	1	1	83	YES	Feedback on issues raised given during next public meeting	
	9-Sep-12	1	1	66	YES	Feedback on issues raised given during next public meeting	
	14-Oct-12	1	1	80	YES	Feedback on issues raised given during next public meeting	

# APPENDICES

Public Meetings							Issues
Nature and purpose of meeting	Date of events	Number of Participating Municipal Councillors	Number of Participating Municipal Administrators	Number of Community members attending	Issue addressed (Yes/No)	Dates and manner of feedback given to community	
	11-Nov-12	1	1	75	YES	Feedback on issues raised given during next public meeting	
	10-Feb-13	1	1	42	YES	Feedback on issues raised given during next public meeting	
	24-Mar-13	1	1	232	YES	Feedback on issues raised given during next public meeting	
	14-Apr-13	1	1	125	YES	Feedback on issues raised given during next public meeting	
	19-May-13	1	1	101	YES	Feedback on issues raised given during next public meeting	
	9-Jun-13	1	1	37	YES	Feedback on issues raised given during next public meeting	
Public Meetings: Ward 36	No public meetings held	0	0	0	0	No public meetings held	
Public Meetings: Ward 37	11-Oct-12	1	1	83	YES	Feedback on issues raised given during next public meeting	
	8-Nov-12	1	1	40	YES	Feedback on issues raised given during next public meeting	
	17-Jan-13	1	1	40	YES	Feedback on issues raised given during next public meeting	
	12-Mar-13	1	1	200	YES	Feedback on issues raised given during next public meeting	
Public Meetings: Ward 38	19-Jul-12	1	1	0	YES	Feedback on issues raised given during next public meeting	Storm water drainage at Jackson Dam needs to be fixed
	16-Aug-12	1	1	9	YES	Feedback on issues raised given during next public meeting	
	26-Sep-12	1	1	7	YES	Feedback on issues raised given during next public meeting	
	18-Oct-12	1	1	0	YES	Feedback on issues raised given during next public meeting	
	15-Nov-12	1	1	0	YES	Feedback on issues raised given during next public meeting	

# APPENDICES

Public Meetings							Issues
Nature and purpose of meeting	Date of events	Number of Participating Municipal Councillors	Number of Participating Municipal Administrators	Number of Community members attending	Issue addressed (Yes/No)	Dates and manner of feedback given to community	
	17-Jan-13	1	1	40	YES	Feedback on issues raised given during next public meeting	
	20-Mar-13	1	3	0	YES	Feedback on issues raised given during next public meeting	
Public Meetings: Ward 39	8-Sep-12	1	1	100	YES	Feedback on issues raised given during next public meeting	
Public Meetings: Ward 40	15-Aug-12	1	1	47	YES	Feedback on issues raised given during next public meeting	
	16-Aug-12	1	1	47	YES	Feedback on issues raised given during next public meeting	
	9-Dec-12	1	1	43	YES	Feedback on issues raised given during next public meeting	
	16-Feb-13	1	2	100	YES	Feedback on issues raised given during next public meeting	
	16-Feb-13	1	2	150	YES	Feedback on issues raised given during next public meeting	
	13-Mar-13	1	2	60	YES	Feedback on issues raised given during next public meeting	
	14-Mar-13	1	2	50	YES	Feedback on issues raised given during next public meeting	
	17-Apr-13	1	1	250	YES	Feedback on issues raised given during next public meeting	
	1-May-13	1	1	100	YES	Feedback on issues raised given during next public meeting	
	2-May-13	1	2	60	YES	Feedback on issues raised given during next public meeting	
	4-May-13	1	2	160	YES	Feedback on issues raised given during next public meeting	
	4-May-13	1	4	300	YES	Feedback on issues raised given during next public meeting	
	15-Jun-13	1	1	200	YES	Feedback on issues raised given during next public meeting	

# APPENDICES

Public Meetings							Issues
Nature and purpose of meeting	Date of events	Number of Participating Municipal Councillors	Number of Participating Municipal Administrators	Number of Community members attending	Issue addressed (Yes/No)	Dates and manner of feedback given to community	
Public Meetings: Ward 41	22-Jul-12	1	1	259	YES	Feedback on issues raised given during next public meeting	
	1-Dec-12	1	1	105	YES	Feedback on issues raised given during next public meeting	
	3-Feb-13	1	1	144	YES	Feedback on issues raised given during next public meeting	
	14-Mar-13	1	1	87	YES	Feedback on issues raised given during next public meeting	
	16-Feb-13	1	1	263	YES	Feedback on issues raised given during next public meeting	
Public Meetings: Ward 42	19-May-13	1	1	231	YES	Feedback on issues raised given during next public meeting	
	6-Jun-13	1	1	52	YES	Feedback on issues raised given during next public meeting	
	16-Jun-13	1	1	61	YES	Feedback on issues raised given during next public meeting	
	29-Jun-13	1	1	77	YES	Feedback on issues raised given during next public meeting	
Public Meetings: Ward 43	4-Oct-12	1	1	420	YES	Feedback on issues raised given during next public meeting	
	4-Mar-13	1	1	43	YES	Feedback on issues raised given during next public meeting	
Public Meetings: Ward 44	12-Aug-12	1	1	240	YES	Feedback on issues raised given during next public meeting	Extension of Tswelopele Clinic, matter included on IDP
	9-Sep-12	1	1	198	YES	Feedback on issues raised given during next public meeting	
	7-Oct-12	1	1	250	YES	Feedback on issues raised given during next public meeting	
	3-Feb-13	1	1	238	YES	Feedback on issues raised given during next public meeting	
	12-Mar-13	1	1	112	YES	Feedback on issues raised given during	

# APPENDICES

Public Meetings							Issues
Nature and purpose of meeting	Date of events	Number of Participating Municipal Councillors	Number of Participating Municipal Administrators	Number of Community members attending	Issue addressed (Yes/No)	Dates and manner of feedback given to community	
						next public meeting	
	7-Apr-13	1	1	120	YES	Feedback on issues raised given during next public meeting	
	11-Apr-13	1	1	200	YES	Feedback on issues raised given during next public meeting	
	14-Apr-13	1	1	180	YES	Feedback on issues raised given during next public meeting	
	12-May-13	1	1	200	YES	Feedback on issues raised given during next public meeting	
Public Meetings: Ward 45	15-Aug-12	1	1	44	YES	Feedback on issues raised given during next public meeting	
	9-Sep-12	1	1	200	YES	Feedback on issues raised given during next public meeting	
	9-Dec-12	1	1	80	YES	Feedback on issues raised given during next public meeting	
	20-Jan-13	1	1	180	YES	Feedback on issues raised given during next public meeting	
	17-Mar-13	1	1	70	YES	Feedback on issues raised given during next public meeting	
	21-Apr-13	1	1	200	YES	Feedback on issues raised given during next public meeting	
	2-Jun-13	1	1	40	YES	Feedback on issues raised given during next public meeting	
	10-Jun-13	1	1	96	YES	Feedback on issues raised given during next public meeting	
	22-Jun-13	1	1	40	YES	Feedback on issues raised given during next public meeting	
	23-Jun-13	1	1	30	YES	Feedback on issues raised given during next public meeting	
Public Meetings: Ward 46	29-Jul-12	1	1	95	YES	Feedback on issues raised given during next public meeting	

# APPENDICES

Public Meetings							Issues
Nature and purpose of meeting	Date of events	Number of Participating Municipal Councillors	Number of Participating Municipal Administrators	Number of Community members attending	Issue addressed (Yes/No)	Dates and manner of feedback given to community	
	26-Aug-12	1	1	80	YES	Feedback on issues raised given during next public meeting	
	30-Sep-12	1	1	114	YES	Feedback on issues raised given during next public meeting	
	28-Oct-12	1	1	131	YES	Feedback on issues raised given during next public meeting	
	25-Nov-13	1	1	145	YES	Feedback on issues raised given during next public meeting	
	27-Jan-13	1	1	105	YES	Feedback on issues raised given during next public meeting	
	24-Feb-13	1	1	95	YES	Feedback on issues raised given during next public meeting	
	24-Mar-13	1	1	145	YES	Feedback on issues raised given during next public meeting	
	28-Apr-13	1	1	183	YES	Feedback on issues raised given during next public meeting	
	26-May-13	1	1	131	YES	Feedback on issues raised given during next public meeting	
	30-Jun-13	1	1	122	YES	Feedback on issues raised given during next public meeting	
Public Meetings: Ward 47	26-Aug-12	1	1	187	YES	Feedback on issues raised given during next public meeting	
	20-Sep-12	1	1	66	YES	Feedback on issues raised given during next public meeting	
	14-Nov-12	1	1	55	YES	Feedback on issues raised given during next public meeting	
	20-Jan-13	1	1	45	YES	Feedback on issues raised given during next public meeting	
	17-Feb-13	1	1	60	YES	Feedback on issues raised given during next public meeting	
	17-Mar-13	1	1	105	YES	Feedback on issues raised given during next public meeting	

# APPENDICES

Public Meetings							Issues
Nature and purpose of meeting	Date of events	Number of Participating Municipal Councillors	Number of Participating Municipal Administrators	Number of Community members attending	Issue addressed (Yes/No)	Dates and manner of feedback given to community	
	21-Apr-13	1	1	150	YES	Feedback on issues raised given during next public meeting	
	19-Apr-13	1	1	161	YES	Feedback on issues raised given during next public meeting	
	30-Jun-13	1	1	200	YES	Feedback on issues raised given during next public meeting	
Public Meetings: Ward 48	29-Jul-12	1	1	150	YES	Feedback on issues raised given during next public meeting	
	15-Aug-12	1	1	156	YES	Feedback on issues raised given during next public meeting	
	16-Sep-12	1	1	132	YES	Feedback on issues raised given during next public meeting	
	30-Oct-12	1	1	171	YES	Feedback on issues raised given during next public meeting	
	18-Nov-12	1	1	159	YES	Feedback on issues raised given during next public meeting	
	24-Feb-13	1	1	160	YES	Feedback on issues raised given during next public meeting	
	27-Mar-13	1	1	172	YES	Feedback on issues raised given during next public meeting	
	21-Apr-13	1	1	252	YES	Feedback on issues raised given during next public meeting	
	12-May-13	1	1	86	YES	Feedback on issues raised given during next public meeting	
	9-Jun-13	1	1	230	YES	Feedback on issues raised given during next public meeting	
Public Meetings: Ward 49	29-Jul-12	1	2	75	YES	Feedback on issues raised given during next public meeting	
	26-Aug-12	1	1	100	YES	Feedback on issues raised given during next public meeting	
	1-Sep-12	1	1	120	YES	Feedback on issues raised given during next public meeting	



# APPENDICES

Public Meetings							Issues
Nature and purpose of meeting	Date of events	Number of Participating Municipal Councillors	Number of Participating Municipal Administrators	Number of Community members attending	Issue addressed (Yes/No)	Dates and manner of feedback given to community	
	9-Sep-12	1	1	114	YES	Feedback on issues raised given during next public meeting	
	21-Oct-12	1	1	110	YES	Feedback on issues raised given during next public meeting	
	25-Nov-12	1	1	100	YES	Feedback on issues raised given during next public meeting	
	27-Jan-13	1	1	75	YES	Feedback on issues raised given during next public meeting	
	24-Mar-13	1	1	176	YES	Feedback on issues raised given during next public meeting	
	21-Apr-13	1	1	111	YES	Feedback on issues raised given during next public meeting	
	5-May-13	1	1	57	YES	Feedback on issues raised given during next public meeting	
	2-Jun-13	1	1	70	YES	Feedback on issues raised given during next public meeting	
Public Meetings: Ward 50	24-Jul-12	1	3	200	YES	Feedback on issues raised given during next public meeting	
	19-Sep-12	1	1	150	YES	Feedback on issues raised given during next public meeting	
	23-Oct-12	1	1	120	YES	Feedback on issues raised given during next public meeting	
	8-Nov-12	1	1	110	YES	Feedback on issues raised given during next public meeting	
	9-Feb-13	1	2	75	YES	Feedback on issues raised given during next public meeting	
	27-Mar-13	1	2	100	YES	Feedback on issues raised given during next public meeting	
	22-Apr-13	1	1	175	YES	Feedback on issues raised given during next public meeting	
	15-May-13	2	1	250	YES	Feedback on issues raised given during next public meeting	

# APPENDICES

Public Meetings							Issues
Nature and purpose of meeting	Date of events	Number of Participating Municipal Councillors	Number of Participating Municipal Administrators	Number of Community members attending	Issue addressed (Yes/No)	Dates and manner of feedback given to community	
	23-May-13	2	10	500	YES	Feedback on issues raised given during next public meeting	
	26-Jun-13	2	2	100	YES	Feedback on issues raised given during next public meeting	
Public Meetings: Ward 51	1-Jul-12	1	1	115	YES	Feedback on issues raised given during next public meeting	
	26-Aug-12	2	1	95	YES	Feedback on issues raised given during next public meeting	
	6-Oct-12	1	1	125	YES	Feedback on issues raised given during next public meeting	
	17-Feb-13	1	2	160	YES	Feedback on issues raised given during next public meeting	
	17-Mar-13	1	2	150	YES	Feedback on issues raised given during next public meeting	
	21-Apr-13	1	1	260	YES	Feedback on issues raised given during next public meeting	
	19-May-13	1	2	300	YES	Feedback on issues raised given during next public meeting	
	23-Jun-13	2	4	360	YES	Feedback on issues raised given during next public meeting	
Public Meetings: Ward 52	12-Aug-12	1	1	95	YES	Feedback on issues raised given during next public meeting	
	16-Sep-12	1	1	83	YES	Feedback on issues raised given during next public meeting	
	17-Feb-13	1	1	150	YES	Feedback on issues raised given during next public meeting	
	14-Apr-13	1	1	144	YES	Feedback on issues raised given during next public meeting	
	19-May-13	1	1	160	YES	Feedback on issues raised given during next public meeting	
Public Meetings: Ward 53	7-Jul-12	1	1	180	YES	Feedback on issues raised given during next public meeting	

# APPENDICES

Public Meetings							Issues
Nature and purpose of meeting	Date of events	Number of Participating Municipal Councillors	Number of Participating Municipal Administrators	Number of Community members attending	Issue addressed (Yes/No)	Dates and manner of feedback given to community	
	3-Aug-12	1	1	140	YES	Feedback on issues raised given during next public meeting	
	5-Aug-12	1	1	155	YES	Feedback on issues raised given during next public meeting	
	14-Sep-12	1	1	143	YES	Feedback on issues raised given during next public meeting	
	18-Sep-12	1	1	250	YES	Feedback on issues raised given during next public meeting	
	8-Nov-12	1	1	111	YES	Feedback on issues raised given during next public meeting	
	14-Nov-12	1	1	150	YES	Feedback on issues raised given during next public meeting	
	24-Nov-12	1	1	176	YES	Feedback on issues raised given during next public meeting	
	6-Dec-12	1	1	200	YES	Feedback on issues raised given during next public meeting	
	21-Feb-13	1	1	180	YES	Feedback on issues raised given during next public meeting	
	1-Mar-13	1	1	195	YES	Feedback on issues raised given during next public meeting	
	14-Mar-13	1	1	189	YES	Feedback on issues raised given during next public meeting	
	24-Apr-13	1	1	121	YES	Feedback on issues raised given during next public meeting	
	25-Apr-13	1	1	195	YES	Feedback on issues raised given during next public meeting	
	26-May-13	1	1	183	YES	Feedback on issues raised given during next public meeting	
Public Meetings: Ward 54	23-Aug-12	1	1	63	YES	Feedback on issues raised given during next public meeting	
	20-Sep-12	1	1	75	YES	Feedback on issues raised given during next public meeting	

# APPENDICES

Public Meetings							Issues
Nature and purpose of meeting	Date of events	Number of Participating Municipal Councillors	Number of Participating Municipal Administrators	Number of Community members attending	Issue addressed (Yes/No)	Dates and manner of feedback given to community	
	18-Oct-12	1	1	81	YES	Feedback on issues raised given during next public meeting	
	22-Nov-12	1	1	88	YES	Feedback on issues raised given during next public meeting	
	24-Feb-13	1	1	64	YES	Feedback on issues raised given during next public meeting	
	24-Apr-13	1	1	144	YES	Feedback on issues raised given during next public meeting	
	19-May-13	1	1	160	YES	Feedback on issues raised given during next public meeting	
Public Meetings: Ward 55	19-Aug-12	1	1	220	YES	Feedback on issues raised given during next public meeting	
	21-Oct-12	1	1	205	YES	Feedback on issues raised given during next public meeting	
	18-Nov-12	1	1	205	YES	Feedback on issues raised given during next public meeting	
	27-Feb-13	1	2	180	YES	Feedback on issues raised given during next public meeting	
	24-Apr-13	1	1	221	YES	Feedback on issues raised given during next public meeting	
	22-Apr-13	1	1	94	YES	Feedback on issues raised given during next public meeting	
	6-Jun-13	1	1	89	YES	Feedback on issues raised given during next public meeting	
Public Meetings: Ward 56	26-Jul-12	1	1	63	YES	Feedback on issues raised given during next public meeting	Speed humps at Fanie Street and Coner Tsele- and Tuba Streets Thokoza Gardens
	31-Aug-12	1	1	59	YES	Feedback on issues raised given during next public meeting	
	20-Sep-12	1	1	56	YES	Feedback on issues raised given during next public meeting	

# APPENDICES

Public Meetings							Issues
Nature and purpose of meeting	Date of events	Number of Participating Municipal Councillors	Number of Participating Municipal Administrators	Number of Community members attending	Issue addressed (Yes/No)	Dates and manner of feedback given to community	
	17-Oct-12	1	1	113	YES	Feedback on issues raised given during next public meeting	
	28-Nov-12	1	1	77	YES	Feedback on issues raised given during next public meeting	
Public Meetings: Ward 57	8-Jul-12	1	1	120	YES	Feedback on issues raised given during next public meeting	
	1-Aug-12	1	1	108	YES	Feedback on issues raised given during next public meeting	
	6-Aug-12	1	1	74	YES	Feedback on issues raised given during next public meeting	
	23-Sep-12	1	1	92	YES	Feedback on issues raised given during next public meeting	
	25-Sep-12	1	1	105	YES	Feedback on issues raised given during next public meeting	
	30-Sep-12	1	1	117	YES	Feedback on issues raised given during next public meeting	
	22-Oct-12	1	1	133	YES	Feedback on issues raised given during next public meeting	
	15-Nov-12	1	1	38	YES	Feedback on issues raised given during next public meeting	
	12-Dec-12	1	1	107	YES	Feedback on issues raised given during next public meeting	
	6-Feb-13	1	1	129	YES	Feedback on issues raised given during next public meeting	
	10-Feb-13	1	2	218	YES	Feedback on issues raised given during next public meeting	
	19-Mar-13	1	1	205	YES	Feedback on issues raised given during next public meeting	
	27-Mar-13	1	1	58	YES	Feedback on issues raised given during next public meeting	
	17-Apr-13	1	1	114	YES	Feedback on issues raised given during next public meeting	

# APPENDICES

Public Meetings							Issues
Nature and purpose of meeting	Date of events	Number of Participating Municipal Councillors	Number of Participating Municipal Administrators	Number of Community members attending	Issue addressed (Yes/No)	Dates and manner of feedback given to community	
	12-May-13	1	1	192	YES	Feedback on issues raised given during next public meeting	
	23-Jun-13	1	1	168	YES	Feedback on issues raised given during next public meeting	
Public Meetings: Ward 58	5-Aug-12	1	1	89	YES	Feedback on issues raised given during next public meeting	Construction of Palm Ridge Clinic.
	23-Sep-12	1	1	157	YES	Feedback on issues raised given during next public meeting	High mast lights needed at Palm Ridge
	13-Oct-12	1	1	75	YES	Feedback on issues raised given during next public meeting	
	10-Nov-12	1	1	79	YES	Feedback on issues raised given during next public meeting	
	19-Jan-13	1	1	80	YES	Feedback on issues raised given during next public meeting	
	16-Feb-13	1	1	100	YES	Feedback on issues raised given during next public meeting	
	24-Mar-13	1	1	400	YES	Feedback on issues raised given during next public meeting	
	28-Apr-13	1	1	190	YES	Feedback on issues raised given during next public meeting	
	12-May-13	1	2	38	YES	Feedback on issues raised given during next public meeting	
	9-Jun-13	1	1	200	YES	Feedback on issues raised given during next public meeting	
Public Meetings: Ward 59	24-Feb-13	1	1	200	YES	Feedback on issues raised given during next public meeting	
	19-May-13	1	1	200	YES	Feedback on issues raised given during next public meeting	
	20-May-13	1	1	400	YES	Feedback on issues raised given during next public meeting	
	26-Jun-13	1	1	400	YES	Feedback on issues raised given during next public meeting	

# APPENDICES

Public Meetings							Issues
Nature and purpose of meeting	Date of events	Number of Participating Municipal Councillors	Number of Participating Municipal Administrators	Number of Community members attending	Issue addressed (Yes/No)	Dates and manner of feedback given to community	
Public Meetings: Ward 60	3-Jul-12	1	1	111	YES	Feedback on issues raised given during next public meeting	
	29-Jul-12	1	1	131	YES	Feedback on issues raised given during next public meeting	
	3-Aug-12	1	1	74	YES	Feedback on issues raised given during next public meeting	
	7-Sep-12	1	1	57	YES	Feedback on issues raised given during next public meeting	
	23-Sep-12	1	1	140	YES	Feedback on issues raised given during next public meeting	
	25-Nov-12	1	4	107	YES	Feedback on issues raised given during next public meeting	
	24-Feb-13	1	2	190	YES	Feedback on issues raised given during next public meeting	
	24-Mar-13	1	1	89	YES	Feedback on issues raised given during next public meeting	
	28-Mar-13	1	1	109	YES	Feedback on issues raised given during next public meeting	
	7-May-13	1	1	179	YES	Feedback on issues raised given during next public meeting	
	12-May-13	1	1	49	YES	Feedback on issues raised given during next public meeting	
	25-May-13	1	1	168	YES	Feedback on issues raised given during next public meeting	
	30-Jun-13	1	1	119	YES	Feedback on issues raised given during next public meeting	
Public Meetings: Ward 61	22-Jul-12	1	1	600	YES	Feedback on issues raised given during next public meeting	
	20-Oct-12	1	1	105	YES	Feedback on issues raised given during next public meeting	
	17-Nov-12	1	3	117	YES	Feedback on issues raised given during next public meeting	



# APPENDICES

Public Meetings							Issues
Nature and purpose of meeting	Date of events	Number of Participating Municipal Councillors	Number of Participating Municipal Administrators	Number of Community members attending	Issue addressed (Yes/No)	Dates and manner of feedback given to community	
	3-Jan-13	1	1	150	YES	Feedback on issues raised given during next public meeting	
	3-Feb-13	1	1	200	YES	Feedback on issues raised given during next public meeting	
	10-Feb-13	1	1	400	YES	Feedback on issues raised given during next public meeting	
	7-Apr-13	1	1	30	YES	Feedback on issues raised given during next public meeting	
	14-Apr-13	1	2	150	YES	Feedback on issues raised given during next public meeting	
	21-Apr-13	1	1	700	YES	Feedback on issues raised given during next public meeting	
	2-Jun-13	1	1	250	YES	Feedback on issues raised given during next public meeting	
	23-Jun-13	1	1	400	YES	Feedback on issues raised given during next public meeting	
Public Meetings: Ward 62	14-Oct-12	1	1	133	YES	Feedback on issues raised given during next public meeting	
	4-Nov-12	1	1	188	YES	Feedback on issues raised given during next public meeting	
	9-Dec-12	1	1	149	YES	Feedback on issues raised given during next public meeting	
	17-Feb-13	1	1	200	YES	Feedback on issues raised given during next public meeting	
	16-Mar-13	1	1	200	YES	Feedback on issues raised given during next public meeting	
	21-Apr-13	1	1	300	YES	Feedback on issues raised given during next public meeting	
	19-May-13	1	1	250	YES	Feedback on issues raised given during next public meeting	
Public Meetings: Ward 63	24-Sep-12	1	1	2700	YES	Feedback on issues raised given during next public meeting	

# APPENDICES

Public Meetings							Issues
Nature and purpose of meeting	Date of events	Number of Participating Municipal Councillors	Number of Participating Municipal Administrators	Number of Community members attending	Issue addressed (Yes/No)	Dates and manner of feedback given to community	
	16-Mar-13	1	5	2700	YES	Feedback on issues raised given during next public meeting	
	11-May-13	1	1	200	YES	Feedback on issues raised given during next public meeting	
	16-Jun-13	1	4	2900	YES	Feedback on issues raised given during next public meeting	
Public Meetings: Ward 64	13-Aug-12	1	1	268	YES	Feedback on issues raised given during next public meeting	
	21-Oct-12	1	1	316	YES	Feedback on issues raised given during next public meeting	
	11-Nov-12	1	1	236	YES	Feedback on issues raised given during next public meeting	
	13-Jan-13	1	1	305	YES	Feedback on issues raised given during next public meeting	
	10-Feb-13	1	1	257	YES	Feedback on issues raised given during next public meeting	
	10-Mar-13	1	1	128	YES	Feedback on issues raised given during next public meeting	
	14-Apr-13	1	1	289	YES	Feedback on issues raised given during next public meeting	
	12-May-13	1	1	320	YES	Feedback on issues raised given during next public meeting	
	9-Jun-13	1	1	245	YES	Feedback on issues raised given during next public meeting	
Public Meetings: Ward 93	10-Nov-12	1	1	162	YES	Feedback on issues raised given during next public meeting	Open man holes at Smith- and Queen Street and no. 34 Janeke Street as well as Wit Deep Avenue, Delmore Park. Matter has been attended to
	18-Nov-12	1	1	169	YES	Feedback on issues raised given during next public meeting	
	3-Mar-13	1	1	115	YES	Feedback on issues raised given during	

# APPENDICES

Public Meetings							Issues
Nature and purpose of meeting	Date of events	Number of Participating Municipal Councillors	Number of Participating Municipal Administrators	Number of Community members attending	Issue addressed (Yes/No)	Dates and manner of feedback given to community	
						next public meeting	
	3-Mar-13	1	1	33	YES	Feedback on issues raised given during next public meeting	
	16-Mar-13	1	1	260	YES	Feedback on issues raised given during next public meeting	
	17-Mar-13	1	1	261	YES	Feedback on issues raised given during next public meeting	
	12-May-13	1	1	16	YES	Feedback on issues raised given during next public meeting	
Public Meetings: Ward 94	17-Jan-13	1	1	40	YES	Feedback on issues raised given during next public meeting	
	23-Mar-13	1	1	52	YES	Feedback on issues raised given during next public meeting	
Public Meetings: Ward 95	8-Jul-12	1	1	66	YES	Feedback on issues raised given during next public meeting	
	12-Aug-12	1	1	309	YES	Feedback on issues raised given during next public meeting	
	27-Jan-13	1	1	342	YES	Feedback on issues raised given during next public meeting	
	17-Mar-13	1	1	35	YES	Feedback on issues raised given during next public meeting	
	21-Apr-13	1	1	88	YES	Feedback on issues raised given during next public meeting	
	12-May-13	1	1	122	YES	Feedback on issues raised given during next public meeting	
	19-May-13	1	1	162	YES	Feedback on issues raised given during next public meeting	
	23-Jun-13	1	1	89	YES	Feedback on issues raised given during next public meeting	
Public Meetings: Ward 101	4-Aug-12	1	1	36	YES	Feedback on issues raised given during next public meeting	

# APPENDICES

Public Meetings							Issues
Nature and purpose of meeting	Date of events	Number of Participating Municipal Councillors	Number of Participating Municipal Administrators	Number of Community members attending	Issue addressed (Yes/No)	Dates and manner of feedback given to community	
	9-Aug-12	1	1	29	YES	Feedback on issues raised given during next public meeting	
	9-Sep-12	1	1	166	YES	Feedback on issues raised given during next public meeting	
	25-Nov-12	1	0	152	YES	Feedback on issues raised given during next public meeting	
	27-Jan-13	1	1	197	YES	Feedback on issues raised given during next public meeting	
	17-Feb-13	1	3	207	YES	Feedback on issues raised given during next public meeting	
	17-Mar-13	1	1	157	YES	Feedback on issues raised given during next public meeting	
	24-Mar-13	1	1	117	YES	Feedback on issues raised given during next public meeting	
	7-Apr-13	1	1	397	YES	Feedback on issues raised given during next public meeting	
	14-Apr-13	1	1	370	YES	Feedback on issues raised given during next public meeting	
	19-May-13	1	1	497	YES	Feedback on issues raised given during next public meeting	
	23-Jun-13	1	2	577	YES	Feedback on issues raised given during next public meeting	
T 2.4.3							

FUNCTIONALITY OF WARD COMMITTEES					
WARD NUMBER	COUNCILLOR NAME AND SURNAME	COMMITTEE ESTABLISHED YES/NO	WARD MEETINGS HELD JULY 2012 – JUNE 2013	NUMBER OF MONTHLY REPORTS SUBMITTED TO SPEAKER OFFICE ON TIME	NUMBER OF QUATERLY PUBLIC MEETINGS HELD DURING YEAR
1	H. Shabalala	Yes	9	2	9
2	S. Nhlabathi	Yes	10	2	7
3	D. Sebilane	Yes	11	2	7
4	L. Mohlapamaswi	Yes	9	2	5
5	M. Mvalo	Yes	10	2	8
6	Z. Mpongose	Yes	11	2	10
7	T. Sebola	Yes	11	2	4
8	M. Lugongolo	Yes	11	2	11
9	S. Mwelase	Yes	10	2	5
10	S. Mokhethoa	Yes	6	2	7
11	N. Mdluli	Yes	11	2	13
12	M. Kwili	Yes	10	2	14
13	N. Sibanyoni	Yes	12	2	15
14	T. Ndizana	Yes	10	2	15
15	J. Roos	Yes	9	2	0
16	H. Terblanche	Yes	10	2	10
17	T. Butler	Yes	10	2	0
18	H. Hart	Yes	9	2	1
19	W. Rundle	Yes	5	2	0
20	M. Clarke	Yes	9	2	8
21	T. Campbell	Yes	8	2	0
22	B. Robinson	Yes	7	3	1
23	A. Du Plessis	Yes	10	2	3
24	R. Ntsekhe	Yes	6	2	0
25	M. Kgopa	Yes	8	3	5
26	N.Tati	Yes	8	3	5
27	G. Kriek	Yes	10	2	0
28	M. Goby	Yes	8	3	7
29	I. Loonat	Yes	11	3	9
30	S. Sibiya	Yes	12	3	7
31	S. Le Roux	Yes	11	3	4
32	J.Hendricks	Yes	7	3	0
33	H. Coke	Yes	6	3	1
34	C. Crawford	Yes	9	3	8

# APPENDICES

FUNCTIONALITY OF WARD COMMITTEES					
WARD NUMBER	COUNCILLOR NAME AND SURNAME	COMMITTEE ESTABLISHED YES/NO	WARD MEETINGS HELD JULY 2012 – JUNE 2013	NUMBER OF MONTHLY REPORTS SUBMITTED TO SPEAKER OFFICE ON TIME	NUMBER OF QUARTERLY PUBLIC MEETINGS HELD DURING YEAR
35	M.S. Xakambana	Yes	11	3	10
36	C. Swanepoel	Yes	9	3	0
37	B.T. Haipel	Yes	10	3	4
38	E.M Visser	Yes	9	3	7
39	M. Kriek	Yes	8	3	1
40	M.M. Maluleke	Yes	7	3	13
41	M. Msweli	Yes	9	3	5
42	P. Morake	Yes	8	3	4
43	B. Reid	Yes	7	3	2
44	S. M. Mohoaladi	Yes	11	3	9
45	S Malope	Yes	11	3	10
46	N S Nonyana	Yes	12	3	11
47	S.R Maraqana	Yes	11	3	9
48	K.F. Mahloma	Yes	11	3	10
49	J. Makaleng	Yes	11	3	11
50	E.N. Ndimma	Yes	10	3	10
51	R. Rampai	Yes	9	3	8
52	C.L. Nkosi	Yes	6	3	5
53	G. Zide	Yes	11	3	15
54	N.M Mabuza	Yes	12	3	7
55	J. S. Maduna	Yes	10	3	7
56	K.S. Msibi	Yes	12	3	5
57	T.G. Nkettle	Yes	12	3	16
58	R. Pienaar	Yes	11	3	10
59	T.J Maama	Yes	10	3	4
60	C. L. Komane	Yes	7	3	13
61	T. K Letsoha	Yes	11	3	11
62	G. Sibeko	Yes	9	3	7
63	E.N Shabalala	Yes	6	3	4
64	Z. Njombolwana	Yes	9	3	9
65	S. Mabaso	Yes	10	3	4
66	V. Nxabangeli	Yes	8	3	3
67	M. Madihlaba	Yes	9	3	3
68	N. Badela	Yes	8	3	10
69	V. Chauke	Yes	9	3	14

# APPENDICES

FUNCTIONALITY OF WARD COMMITTEES					
WARD NUMBER	COUNCILLOR NAME AND SURNAME	COMMITTEE ESTABLISHED YES/NO	WARD MEETINGS HELD JULY 2012 – JUNE 2013	NUMBER OF MONTHLY REPORTS SUBMITTED TO SPEAKER OFFICE ON TIME	NUMBER OF QUARTERLY PUBLIC MEETINGS HELD DURING YEAR
70	T. Ditshego	Yes	8	3	6
71	B. Maroleng	Yes	10	3	7
72	R. Sheodin	Yes	8	3	9
73	S. Ngobese	Yes	9	3	9
74	G. Vilakazi	Yes	9	3	4
75	D. Stone	Yes	8	3	2
76	S. Shabangu	Yes	10	3	8
77	W. Busakwe	Yes	8	3	7
78	T. Radebe	Yes	0	3	3
79	I. Nkosi	Yes	9	3	7
80	D. Mlambo	Yes	8	3	9
81	M. Nditha	Yes	9	3	4
82	T. Saul	Yes	11	3	7
83	S. Kodisang	Yes	11	3	3
84	T.S Letsimo	Yes	9	3	2
85	A. Mnguni	Yes	9	3	3
86	T. Mbonani	Yes	10	3	4
87	T. Motaung	Yes	9	3	3
88	W. Labuschagne	Yes	9	3	3
89	F. Mooko	Yes	12	2	3
90	O. Sehobebe	Yes	6	2	6
91	J. Jordaan	Yes	1	2	0
92	A. Gersbach	Yes	9	2	1
93	P. Sibidli	Yes	9	3	7
94	M.J Basch	Yes	9	3	2
95	T. L Khumalo	Yes	5	3	8
96	R. Diadla	Yes	8	3	6
97	V. Dyson	Yes	10	3	3
98	N. Mabena	Yes	8	3	2
99	C. Mabaso	Yes	7	3	3
100	P. Henning	Yes	10	2	5
101	T.J. Matabane	Yes	12	3	12
<b>TOTAL</b>	<b>101</b>	<b>101</b>	<b>907</b>	<b>3</b>	<b>628</b>



# APPENDICES

## APPENDIX F – WARD INFORMATION

Information not available in this format. Will endeavour to work towards compliance in the next coming financial years. Some of the information on ward committees is reflected in Chapter 2 and 3 under the Legislature section.

Ward Title: Ward Name (Number)				
Capital Projects: Seven Largest in Year 0 (Full List at Appendix O)				
No.	Project Name and detail	Start Date	End Date	Total Value R' 000
T F.1				

Basic Service Provision					
Detail	Water	Sanitation	Electricity	Refuse	Housing
Households with minimum service delivery	95.0%	91.0%	87.0%	93.6%	
Households without minimum service delivery	5.0%	9.0%	13.0%	6.4%	
Total Households%	100.0%	100.0%	100.0%	100.0%	
Houses completed in year					
Shortfall in Housing units					
*Including informal settlements					T F.2

T F 3 – The number reflected is the ward number. Information on progress during year 0 is currently not available and all endeavours will be made to comply with this requirement in future reporting.

Top Four Service Delivery Priorities for Ward (Highest Priority First)		
Ward No.	Priority Name and Detail	Progress During Year 0
1	Tarring of road link Ndlovu and Algeria	
1	Bridge over storm-water channel in Duduza.	
1	Construction of sport facility in Clayville.	
1	Construction of Clinic in Tswelopele Ext 8	
1	Tarring of Kubu Road Ext 1 to Langaville Road Ext 8	
No.	Priority Name and Detail	Progress During Year 0
2	Pedestrian Bridge between Makhulong section and Winnie Mandela Zone 01	
2	Construction of up flats/RDP Houses and Kopanong sinking houses	

# APPENDICES

Top Four Service Delivery Priorities for Ward (Highest Priority First)		
Ward No.	Priority Name and Detail	Progress During Year 0
2	Construction of pay point at Tshepho Arts Centre	
2	Road construction and storm water and humps in consultation with Councillor	
2	Installation of High Mast lights at: Moriting Park, Makhulong Section next to Bokamoso Sec School, 3 Kopanong	
No.	Priority Name and Detail	Progress During Year 0
3	Alternative land for relocation (two families staying in one stand)	
3	Road construction and storm-water in consultation with Councillor	
3	Building of Multipurpose centre at Winnie Mandela Park	
3	Installation of Street lights at Maokeng Extension	
3	Installation of high mast lights to identified areas Extension 6 at: 1. Maokeng next to pay less and Entshonalanga School 2. Erin Clinic next to the shops 3. Zone 04 Winnie Mandela Park 4. Zone 8 Winnie Mandela park	
No.	Priority Name and Detail	Progress During Year 0
4	Palisade fencing around Sethokga hostel for access control.	
4	New storm-water drain Nyari Street and Isibongi Street and at Oakmor Taxi Rank.	
4	Covering of open storm-water tunnel (in Extension 7 Oakmore).	
4	New paving from Mala Street to Ndlovu crescent West and from Ndlovu Crescent East to Mala Street East.	
4	New paving at Ext 7 Nare, Tsukudu and Bongo	
No.	Priority Name and Detail	Progress During Year 0
5	Pedestrian bridge at Extension 07 and Speed humps from Corner Kanyama to Kangaroo street	
5	Library to be constructed at erf no.1 Ecaleni, Emalahleni Coal Yard	
5	Storm-water drainage – Nyoni Circle and pedestrian walk way from Corner Nyoni and Mvu street to Mbongolo Crescent	
5	Skills development for youth and co-operatives	
5	Drainage system at Matikweni Section.	
No.	Priority Name and Detail	Progress During Year 0
6	Widen of storm-water at Mampuru Street at Extension 26.	
6	Widen of Street at Indulweni Section.	
6	Upgrading of sewer system at Indulweni, Isithame, Extension 26 and Mashimong Section.	
6	Speed humps in all sections.	
6	Fencing of entire Ibazelo Park	
No.	Priority Name and Detail	Progress During Year 0
7	Storm-water & roads throughout Ward 7	
7	Walk ways / pavements and speed humps throughout Ward 7	
7	Eletrification of Houses at Tshenolong X24 and Tlamatlama Extension	
7	Construction of level two clinic within Ward 7	

# APPENDICES

Top Four Service Delivery Priorities for Ward (Highest Priority First)		
Ward No.	Priority Name and Detail	Progress During Year 0
7	Community Hall development in Ward 7	
No.	Priority Name and Detail	Progress During Year 0
8	Tarring of road Esselen Park, storm-water at Ililiba and Emoyeni (main road).	
8	Building of a new primary and a high school at Esselen Park	
8	Leveling and Park between Emmangweni and Esselen park and fencing at Esselen park	
8	Multi-Purpose Park at Ililiba and Community Hall at Esselen Park.	
8	Multi sports, grounds at Esselen park (recreational Centre).	
No.	Priority Name and Detail	Progress During Year 0
9	Remove water meters from back yards at Lifateng Section	
9	Walkways prioritised. Mmashianoke Street (both sides), Mmaphake Street, Kerstel Street, Spoonbill, Shoebill and roads at ERF 9 at Lifateng and at Motsu Ext5	
9	Secretary bird and Kgano street. (Speed humps)	
9	Formalization of soccer field next to Seotloane School (Fencing) Maintenance and repairs of the tennis courts.	
9		
No.	Priority Name and Detail	Progress During Year 0
10	Umfuyaneni bridge (Benjamin Ntlhane road), Endayeni erf 190 (RDP houses) tarring of three roads and naming.	
10	Canalizing of the streams, Greening the embankment of the streams.	
10	High mast lights (Ghana Street) Welamlambo Section. High mast lights (Gwababa Street) Lekaneng Section. Street lights (all of Mpho Ext).	
No.	Priority Name and Detail	Progress During Year 0
11	Overhead bridge between Mufyaneni Section and Tembisa Plaza. Bridge at Ivory Park and Tembisa, Benjamin Ntlane Street	
11	Putting subsoil drain for KL's at Lawrence Phokanoka Tembisa	
11	High mast lights at Extension 11.	
11	Endayeni Clinic to be opened 24 hours.	
11	Multipurpose centre next to Tswelopele ground at Esiqongweni Section.	
No.	Priority Name and Detail	Progress During Year 0
12	Sidewalks paving in Friendship town all streets	
12	Building of community hall in Phomolong Extension of existing one	
12	Development of the sport ground including lighting and grand stands	
12	Palisade fencing in Chloorkop on the side of Allendale Road	
12	Two high mast lights in Phomolong area.	
No.	Priority Name and Detail	Progress During Year 0
13	Project started at Harry Gwala Sec. and also note to include Sisulu Section	
13	Building of Multipurpose Community Hall Centre	
13	High mast lighting between Phomolong Secondary school and Madiba section, Birch Acres Ext 3, Ext 17 Ext 6 and Ext 12	
13	Building of community Clinic at Birch Acres	

# APPENDICES

Top Four Service Delivery Priorities for Ward (Highest Priority First)		
Ward No.	Priority Name and Detail	Progress During Year 0
13	Extension of Phomolong Park in Joe Slovo with sports facility e.g. Netball court etc.	
No.	Priority Name and Detail	Progress During Year 0
14	Pedestrian Bridge between Brian, Ethafeni and Vusumuzi	
14	Library at Enxiweni Section.	
14	Renovations of Sport grounds – Thafeni and Sivana Section.	
14	Two way road from Brain Mazibuko.	
14	Renaming of Streets: Ibaca, Sivan, Thafeni and Jiyane	
No.	Priority Name and Detail	Progress During Year 0
15	Installation of main sewer line in Sim Street, Glen Marias.	
15	Storm-water management – Glen Marias area.	
15	Pedestrian bridge in Pretoria Road at the Birchleigh Station.	
15	Installation of Street lights in Beukes Street (from Stephannes Street till Pretoria Road)	
15	Storm-water Management in Veld Street, pedestrian crossing	
No.	Priority Name and Detail	Progress During Year 0
16	Upgrade of the EMPD office in Edleen.	
16	Upgrade of the Media Centre at the Civic Centre	
16	Upgrade of the clinic at the Civic Centre	
16	New fire station for Albertina Sisulu	
16	Upgrade of the swimming pool CNR Highveld and Pienaar	
No.	Priority Name and Detail	Progress During Year 0
17	Building of Community Hall in Kempton Park West	
17	Upgrading of Spartan Clinic – including roads, paving, signage and access	
17	Repairs, maintenance and upgrading of In –door sports facility including repairs to the roof and air-conditioning of Dries Niemand	
17	Fencing of both sides Zuurfontein Road, Kempton Park	
17	Upgrading of roads and pavement in the Kempton Park CBD.	
No.	Priority Name and Detail	Progress During Year 0
18	Traffic calming: Traffic lights at 4th avenue and 2nd Street and Aitken and Laurie Roads	
18	Water courses; Rehabilitation of Illiondate Wetlands up to Horwoods Farm Dam	
18	Relocation and upgrade of Edenmall Rank	
18	Upgrade Eastleigh Commuter Centre	

# APPENDICES

Top Four Service Delivery Priorities for Ward (Highest Priority First)		
Ward No.	Priority Name and Detail	Progress During Year 0
18	Upgrade of Pedestrian Walkways through our ward	
No.	Priority Name and Detail	Progress During Year 0
19	Double the capacity of the storm-water drain in Fountain road, Eastleigh. Three way traffic lights in Terrace road, Eastleigh. Road to be resurfaced: Dunvegan avenue in Dunvegan. Willow Park to be fenced off on dam side. Paving around Dunvegan Primary School.	
19	Taxi Rank – Eastleigh Commuter Centre – Enlarge and renovate completely.	
19	Horwood's Farm Dam – Drain and rehabilitate dam.	
19	Edenvale Community Centre – Major roof repairs and repaving of car park required.	
19	Pave sidewalks on west side of Harris road from Erasmus road to Lopis road, Edenglen.	
No.	Priority Name and Detail	Progress During Year 0
20	CCTV camera & wireless Grid at entrance and exist point at Van Buuren road N3 to N12 (Northreef road, A.G. De Wit)	
20	The upgrade of the Riley Road, swing Bridge	
20	Upgrade of Kloof & AG De wit Intersection	
20	Upgrade of Van Buuren Road (opposite Police station/Newsafe corner)	
20	Upgrade of Gillooleys farm pathways	
No.	Priority Name and Detail	Progress During Year 0
21	Housing: - Makause informal settlement.	
21	New Community Hall / One stop centre for paying accounts, an open ground Petunia and Poppy	
21	Storm-water upgrading, Stanley road & Pretoria road.	
21	Urban Renewal and upgrading of Primrose CBD.	
21	Develop taxi rank in Pretoria road	
No.	Priority Name and Detail	Progress During Year 0
22	Upgrade of roads in Anderbolt to the standard of industrial use	
22	Paving of sidewalks in Cason road for the elderly in front of Stribantie	
22	Taxi offloading bays in the following roads Paul Smith, Cason road, north road and Trehard centenary hall.	
22	Construction of a netball court and basketball courts also flow lights at Centenary Hall Trichards Road, Boksburg	
22	Traffic impact study for North Rand road to alleviate traffic congestion	

# APPENDICES

Top Four Service Delivery Priorities for Ward (Highest Priority First)		
Ward No.	Priority Name and Detail	Progress During Year 0
No.	Priority Name and Detail	Progress During Year 0
23	Upgrade of Bonaero Park Clinic	
23	Master plan for storm water out of ACSA into Bonaero Park and Impala Park	
23	Traffic lights to be installed on the corner of Celia Nestlad and Stokroos Street in Benoni	
23	Additional parking bays and offloading bays to be created in front of Rebel fruit and veg at Star street in Atlasville	
23	Resurfacing and reconstruction of all roads in Northvilla	
No.	Priority Name and Detail	Progress During Year 0
24	Tarring of new roads: on plots of Ward 24 and Albert Luthuli Ext 1-6, Aurel Road to be constructed – specifically from Holding Road to be constructed Wattle Road and also Mollisen road	
24	Electrification of Chief Albert Luthuli Ext 6	
24	Community Development Centre.	
24	New sewerage system of the Van Ryn AH, Fairleads, Rynfield.	
24	Street lights at all interception on the plots of ward 24	
No.	Priority Name and Detail	Progress During Year 0
25	Roads & storm-water in Mayfield Ext 5 & Etwatwa Ext 37 and Nest Park	
25	Clinic in Etwatwa Ext 37, Bapsfontein	
25	Building of a primary and secondary at Mayfield Ext 5 and Etwatwa Ext 37	
25	Multipurpose Centre at Umgababa	
25	Multipurpose Park in Yende open space, Mayfield Ext 5 & Etwatwa Ext 37; in Umgababa	
No.	Priority Name and Detail	Progress During Year 0
26	Tarring of Tsavo road at Extension 34.	
26	Development of a Multipurpose Centre at Erf 36435	
26	Storm-water next to Vezikhono Secondary.	
26	Clinic to be developed at 34095	
26	Extend the high mast lights as per plan in 17 units at Etwatwa Ext 34	
No.	Priority Name and Detail	Progress During Year 0

# APPENDICES

Top Four Service Delivery Priorities for Ward (Highest Priority First)		
Ward No.	Priority Name and Detail	Progress During Year 0
27	Priority is the basic infrastructure, namely the provision of electricity, water and sewerage.	
27	The increase in densification through townhouse development and sub-division, water pressure must be improved or increased and the electricity supply should be secured.	
27	Further, road maintenance remains essential to ensure that the cost of repair in the long term is kept as low as possible.	
27	Rynfield, Airfield and Morehill parks must be cleaned 5 times per year (grass cutting emphasis is on second and final cutting, edges need to be trimmed also).	
27	Replace water pipes in the old suburbs of Benoni	
No.	Priority Name and Detail	Progress During Year 0
28	Recreational Park At Faramare Gardens – Louise Street	
28	Stormwater drain from Amberslide Avenue.	
28	Resurfacing of Homestead Street- Alphen Park and Windermere drive at Farramere.	
28	High mast lights at Thulane next to Belverdere School, Farramere Garden	
28	Water pressure at western extension to be increased or upgraded.	
No.	Priority Name and Detail	Progress During Year 0
29	Replacement of water pipes, sidewalks, roads	
29	Housing for backyard and sub tenants in Wattville and Actonville and home seekers, Hostel	
29	Sporting facilities – Wattville Stadium to be upgraded or renewed, development of training fields for soccer.	
29	High mast lights at Mabuya Park, Ephes Mamkele Sec Scholl and Hostel	
29	Upgrading of Actonville circle	
No.	Priority Name and Detail	Progress During Year 0
30	Storm-water drainage to be installed at Spoorinet, Lakeview and at Dube Street next to the Cemetery.	
30	Multipurpose Centre	
30	Housing at Wattville.	
30	Recreation facilities – Sesedi Park tennis court & the tennis court next to Etwatwa Secondary school to be revamped.	
30	Replacement or upgrade of all ward water pipes in Ward 30, Wattville.	
No.	Priority Name and Detail	Progress During Year 0
31	Mogane Mlangeni, Abby Nyalunga, WCRC, Dabula, Jangu, Malele, Mamkele, Xaba, Maseko, Moni, Mathibel	



# APPENDICES

Top Four Service Delivery Priorities for Ward (Highest Priority First)		
Ward No.	Priority Name and Detail	Progress During Year 0
	a, Matlaisane Streets (in consultation with the ward Councillor)	
31	Multipurpose Centre : Dalpark Extension 6, Minnebron (in consultation with the ward Councillor)	
31	Re-evaluation & rectification of the water pipeline system & valves in Tamboville, installation of new pipeline in Sebotsane street which are connected to a stronger water supply system (in consultation with the ward Councillor)	
31	Tarring of roads- Withok- Floors Street Tamboville-Mike, Louis Street and the rest of Sebotsane are Gravel & re-tar & expansion of Van Dyk road (in consultation with the ward Councillor)	
31	High mast lights & construction of walkway between Tamboville down to Tigerwood street across Dikbas street all the way to Carnival Mall (in consultation with the ward Councillor)	
No.	Priority Name and Detail	Progress During Year 0
32	Storm-water problems, a seasonal occurrence at Trichard Street (Cason), Hospital & Railway Street (Plantation) at Railway Subway (CBD) & Albu, Konig Koenage Street between Boksborg High School & CBC School and storm-water problem in Albu Street between Boksborg High School and CBC School.	
32	Extension of the Boksborg Civic Centre Clinic to accommodate the number of people attending (in consultation with the ward Councillor)	
32	Boksborg CBD Library – security cameras and alarms & IT Equipment (more computers) More computers for children training centre in library	
32	Boksborg City Stadium – track maintenance, ablution maintenance & concrete palisade fence maintenance	
32	Construction of storm water channel for comet: 1. Receive water from Comet and Portion of Boksborg North to join main channel (from the industry) 2. To receive water from OR Tambo Hospital	
No.	Priority Name and Detail	Progress During Year 0
33	Housing for informal settlements in Ward 33 inclusive of the Commet Community.	
33	Clinic in Ward 33 preferably in Delmore. Witfield area	
33	Water for informal settlements in Ward 33 including through, where people can do their washing with proper drainage.	
33	Emergency Services and RTECW to formalize road access for ambulances and fire prevention vehicles in the informal settlements	
33	Paving along Wit Deep road, with storm water provision and crossing for pedestrians	
No.	Priority Name and Detail	Progress During Year 0
34	Housing for Reiger Park, back yard informal settlements.	
34	Storm-water at tarred roads in Reiger Park	
34	Refurbishment of the grand stand at C.J. Clements Stadium at Reiger Park	
34	General refurbishment of Reiger Park Flats:-i.e. A. Replacement of doors/frames B. replacement of washing lines	

# APPENDICES

Top Four Service Delivery Priorities for Ward (Highest Priority First)		
Ward No.	Priority Name and Detail	Progress During Year 0
	C. Waste water pipes to be replaced D. Stair case	
34	High mast lights at Joe Slovo to be connected	
No.	Priority Name and Detail	Progress During Year 0
35	Dukathole Housing development (Ext 8)	
35	Ext 9 New community recreational hall	
35	Ext 9 roads construction in conjunction with the councillor	
35	New Dukathole Clinic	
35	New Secondary School next to Extension 9	
No.	Priority Name and Detail	Progress During Year 0
36	Rehabilitation of the Alberton dam lapa and completing the fencing	
36	Upgrading of buildings in Germiston lake grounds c/o Kingfisher, Nandos and Caretaker house	
36	Upgrade of grandstand and paving of Victoia Lake club (Germiston lake)	
36	Upgrade of animal pens and fencing at Alberton dam	
36	Resurfacing of Jacoba street Alberton North Industrial area in consultation with the councillor	
No.	Priority Name and Detail	Progress During Year 0
37	Further expansion of Taxi Rank in Du Plessis Street in consultation with the Councillor	
37	Total upgrade of Alberton Boulevard in CBD	
37	Fencing of the 10th Ave and Vlei Street Parks in Alberton	
37	Pavement upgrade in a large area of Alberton North (in consultation with ward Councillor)	
37	Fencing around the 10th Ave park in Alberton North	
No.	Priority Name and Detail	Progress During Year 0
38	Jackson dam: implementation of a storm water system	
38	Fixing of pedestrian bridge over Swartkoppies between Vermooten & Hennie Alberts road	
38	Resurfacing of Hennie Alberts road	
38	Resurfacing of Vermooten Street	
38	Brackenhurst Library needs a complete new air conditioning system with a maintenance contract. At this stage the air conditioning is not working which	

# APPENDICES

Top Four Service Delivery Priorities for Ward (Highest Priority First)		
Ward No.	Priority Name and Detail	Progress During Year 0
	lower the circumstances for the users of the Library to a sub-standard for a place where educational activities take place every day.	
No.	Priority Name and Detail	Progress During Year 0
39	Tarring of roads in Buhle Park (RDP Section) 2x Roads in Phase One (in Consultation with Councillor)	
39	Tarring of roads in Rondebult x2, Angel road and Melon road	
39	Complete the construction of Community Hall in Rondebult Ext 2	
39	Fencing of Community Hall in Rondebult Ext 2 (Dilapidated)	
39	Construct concrete barriers on consultation with the Councillor	
No.	Priority Name and Detail	Progress During Year 0
40	Clinic in Buhle Park.	
40	Fencing of the sport grounds in Leondale.	
40	Roads construction and storm-water in Roodekop 31 and Buhle Park in consultation with the Councillor.	
40	Indoor sports centre in Spruitview	
40	Refurbishment of old Tshongweni Beer Hall	
No.	Priority Name and Detail	Progress During Year 0
41	Road construction and storm water Rondebult Ext 2, Roodekop x21, 22, & 23	
41	Construction of Storm water drains at Kusasa, Lithemba and Luvuyo streets Roodekop 21	
41	Construction of storm water drains at Siluma Drive Sekete crescent, Ndobe crescent and Sekuadi street Spruitview	
41	Build Taxi rank at Rondebult x2	
41	Construction of pedestrian bridge over Heidelberg Road from Rondebult x2 to Phumula	
No.	Priority Name and Detail	Progress During Year 0
42	Tarring of roads in Reiger Park Extension 5 and Egoli Village next to Graceland and storm water drainage system.	

# APPENDICES

Top Four Service Delivery Priorities for Ward (Highest Priority First)		
Ward No.	Priority Name and Detail	Progress During Year 0
42	Electricity upgrade in Reiger Park Ext 5 (Ramaposa) and Egoli Village	
42	High mast light at Ramaphosa	
42	Re-surfacing of Roads in Freeway Park	
42	Sports multi-purpose centre at Egoli Village	
No.	Priority Name and Detail	Progress During Year 0
43	Library & community hall in Dawn Park	
43	Protective structures for the electricity boxes in Dawn Park	
43	Curbing and paving of West central Road Dawn Park	
43	Protective structures for the Electricity boxes in Windmill Park	
43	Protective structures for the electricity boxes in Dawn Park	
No.	Priority Name and Detail	Progress During Year 0
44	RDP Houses for Ward 44 community	
44	Rental stocks Ward 44 community	
44	Primary school Ext 16 and 31	
44	Upgrade strategic roads (IRPTN) Moagi road and Brickfield Roads	
44	Create Multi-purpose Park with sports facilities (Similar to Spruitview in Ext 1)	
No.	Priority Name and Detail	Progress During Year 0
45	New clinic – Villa Lisa.	
45	Extension of Extension 9 Clinic	
45	Multipurpose Cultural Centre for Vosloorus	
45	New Community Hall for Villa Siza	
45	Streetlights – Masianoke	
No.	Priority Name and Detail	Progress During Year 0
46	Robots at Moagi Between Douglas Montsheng and Sithohimela Street Ext 2 sports grounds at Phase 3 Ext 28	
46	High mast lights at phase 3 Extension 28	
46	Storm water drainage at Rest in peace street Extension 2 (Douglas Montsheng)	

# APPENDICES

## Top Four Service Delivery Priorities for Ward (Highest Priority First)

Ward No.	Priority Name and Detail	Progress During Year 0
46	Road kerbs at Rest in Peace Street .ext2 (Douglas Monstheng)	
46	Developing of sport grounds at Extension 8	

No.	Priority Name and Detail	Progress During Year 0
47	Tarring of roads in Extension 28 (Tsau, Jwaneng, Sehitwa, Lobatse, Moremi, Mauno, Shakane, Sefophe, Gaborone, Botswana and Tshabong.	
47	Multipurpose Centre consisting of Hall, Clinic and accommodating other ward activities.	
47	High mast lights-2 needed in Nyoni and Isikhebhe Streets in consultation with the ward Councillor	
47	Housing-Vumbuka Informal settlement needs to be developed as well as Sotho hostel converted into family units.	
47	Development of Parks and Sport facilities- for Ward 47 in consultation with the Ward Councillor	
No.	Priority Name and Detail	Progress During Year 0
48	Mofokeng Ext 4 to be proclaimed as a township.	
48	Installation of speed humps: at Thapelo, Masoeu, Pasela, Motiranka, Makhoba, Bahopa, Pote, Kokgeta, sekgwane, Lukhule, Protea	
48	Mpharanyana Hall to be renovated	
48	Upgrade of Mofokeng Pump Station	
48	Installation: Storm water drainage in Bloom, Maphike, Pole street next to Ekurhuleni West College and Sekhwane street	
No.	Priority Name and Detail	Progress During Year 0
49	Storm-water – Makula Section from stand no. 194 – 198 properties not accessible when raining and houses are always flooded. Moumetsi Street in Phooko Section is 100% no storm-water and houses are always flooded throughout the rain season, cnr Tladi and the newly constructed Bakoena Street.	
49	Installation of street lights from Thutong Sibisi street and Moseu street from Mopeli to Tsolo Section.	
49	High mast lights near Akanyang Primary School and two High light masts at Poole street and Phooko Section	
49	Developing of sports facilities in Phake Section between Bakwena and Mphuthi Streets.	
49	Upgrade of old dilapidated sewer system (whole ward).	
No.	Priority Name and Detail	Progress During Year 0
50	Development of a Regional Park at 69 Twala (planting of grass and trees)	
50	Completion and Rehabilitation of Mabona street to Tshabalale street	

# APPENDICES

Top Four Service Delivery Priorities for Ward (Highest Priority First)		
Ward No.	Priority Name and Detail	Progress During Year 0
50	Storm-water drainage – Ville Street	
50	Pave median on Hospital road, Masakane and Khotso Street	
50	Construction and tarring of Manamela Street – 521 Moshoeshoe (Land Expropriation).	
No.	Priority Name and Detail	Progress During Year 0
51	Erecting of Trading Stalls and motheo road near Natalspruit station sidewalks along	
51	Paving main roads in ward 51	
51	New rehabilitation / Skills Training Centre	
51	Rehabilitation of sewer network of Ward 51	
51	Development of storm water network along Natalspruit Vlei in Ward 51	
No.	Priority Name and Detail	Progress During Year 0
52	Develop a multipurpose park (Tennis court, netball, volleyball and basketball court) at stand no 2097 opposite DH William Hall Katlehong.	
52	Develop an intermodal taxi rank at stand no 50/151 – IR near Natalspruit Hospital, Katlehong.	
52	Develop a new Library near Katlehong CCC 1 Offices.	
52	Street lights at Letsoho Street Mandela Section, Katlehong and Serema Street, Mpilisweni Section, Thokoza.	
52	Paving (sidewalk) at Nhlapo, Basothong, Maphanga and Phumulamqashi Section.	
No.	Priority Name and Detail	Progress During Year 0
53	Tarring and construction of one or more of the following streets Verbena Ugagane, Ntloboshlyane Umqwaltho Kotloano, Street	
53	Development of Parks at are of the following areas: Thinasonke; Edenpark Ext 5 and Greenfield	
53	Construct taxi rank at: Greenfields	
53	Construction of stadium at Greenfield at Renovation of Eden Park Stadium	
53	Installation of speed-humps at: -Umbrella (Green field main road ) -Agmaat Daango (Edenpark Ext 5) -Kutloano (Palmridge Ext 3D) -Thinasonke (Main road)	
No.	Priority Name and Detail	Progress During Year 0
54	Road tarring & Storm-water – Ngcobo and Manana	
54	Paving of CircleThokoza – Pitso Street stands 6379 to 6397, 6399 to 6417 and 6419 to 6437	
54	Tarring / Paving of circles Mabona Stands 773 to 781, Simelani 947 to 954 and Magubane 642 to 653, 656 to 666, 668 to 679, 681 to 692	
54	Relocation of Mavimbela families from the 2 rooms housing into houses	
54	Strom water / Curbs –Wayithi Street from Thuto to Mbooi Street and Ville and	

# APPENDICES

Top Four Service Delivery Priorities for Ward (Highest Priority First)		
Ward No.	Priority Name and Detail	Progress During Year 0
	Ndlovu storm-water	
No.	Priority Name and Detail	Progress During Year 0
55	Construction of storm-water drainage - Masakhane (in consultation with the ward Councillor).	
55	Construction of 2 KM Roads in Zuma section	
55	Construction of Dube street in Hlongwane	
55	Construction of 5 Km roads in Mngadi street	
55	Construction of 3,5 Km in roads in Radebe street	
No.	Priority Name and Detail	Progress During Year 0
56	Tobatse – Tshele & Maphale Streets – Construction of storm-water drainage.	
56	Nkaki & Mokoena Street storm-water drainage to be upgrading	
56	Tarring of 4 Circles at Mkwayi street, 5 Circles at Pitso, Mabuya, Mapatone, Mokoena, Xaba street.	
56	Storm water between Mpye and Maronyane to be constructed	
56	Storm water between Mahano and Moepshe to be constructed	
	Priority Name and Detail	Progress During Year 0
57	Tarring of roads Phuta Park Ext 1 & 2	
57	High mast lights in Extension 2 (in consultation with the councillor)	
57	Storm water drainage at Mhluzi Crescent	
57	Removal of Big Stones in Thinasonke Extension 3	
57	Paving of all passages in Phola Park Extension 1 & 2	
No.	Priority Name and Detail	Progress During Year 0
58	Extension of the existing library in Palm Ridge	
58	Construction of Roads in consultation with the Councillor in Palm Ridge Ext 1 and 4	
58	Multipurpose centre in Extension 1or 2 or 3	
58	Sports complex in Extension 1 or 2 or 3	
58	Mobile police station for Extension 2 Palm Ridge	
No.	Priority Name and Detail	Progress During Year 0
59	Multipurpose skill centre 903 Likole Section	
59	Roads of Kwanele proper Kwanele South & Kwanele Extension 2 in	



# APPENDICES

Top Four Service Delivery Priorities for Ward (Highest Priority First)		
Ward No.	Priority Name and Detail	Progress During Year 0
	consultation with the councillor	
59	Roads at Likole Section & Likole Extension 2	
59	High mast lights at Kwanele	
59	Development of formal sports complex 811 with toilets change rooms, grand stands, lights & fenced around.	
No.	Priority Name and Detail	Progress During Year 0
60	Tarring of Ramokonupi Roads in consultation with the Councillor	
60	Tarring of Siluma roads in the consultation with the Councillor	
60	Upgrading of Khumalo Park and fencing around it. (Fencing and park furniture)	
60	Construction of multipurpose sports Centre in Moleki proper	
60	Calvert coverage of storm-water stream between Khumalo valley and Siluma view	
No.	Priority Name and Detail	Progress During Year 0
61	Tarring of roads Zonkezizwe in consultation with the Councillor	
61	Tarring of roads Magagula heights in consultation with the Councillor	
61	Alternative housing – build flats (2500 units), there is congestion in residential stands and this requires alternative human settlements due to the lack of land.	
61	Palmridge Extension 9 clinic – building of a new clinic at Palmridge Extension 9.	
61	Palmridge Extension 9 – install solar Street lights.	

No.	Priority Name and Detail	Progress During Year 0
62	Skills development centre Erf No. 5781 Zonkizizwe zone 6.	
62	Sports & recreation multipurpose centre Erf 5000.	
62	Sports ground in Ext 3	
62	Develop Community Parks – 15120 Zonke Extension 3, 8353 Moleleki Extension 3, 7592 Zonke Extension 2.	
62	Early childhood development centre Erf 9298 Moleleki Ext 2	

# APPENDICES

## Top Four Service Delivery Priorities for Ward (Highest Priority First)

Ward No.	Priority Name and Detail	Progress During Year 0
----------	--------------------------	------------------------

No.	Priority Name and Detail	Progress During Year 0
63	Building of a new Auditorium Hall in Ward 63 area in consultation with the Councillor	
63	Construction of 5 km of road in Ward 63 in consultation with the Councillor	
63	Building of a second Clinic with waiting rooms in Ext 20.	
63	Development of Thusong Squatter Camp (stands allocation, roads & sanitation).	
63	Building of a new Public Taxi rank in Katlehong South in Consultation with the Councillor	

No.	Priority Name and Detail	Progress During Year 0
64	Completing of Moagi Street up to Tambokies cemetery.	
64	Taxi Rank in Extension 28, 25 and 14 (Erf 11531)	
64	Roads and storm-water Extension 28, 18, 25, 47 and 53 Phase 2	
64	Park Extension 14 Ukusuka and Uhamba Streets	
64	Multipurpose Centre	
No.	Priority Name and Detail	Progress During Year 0
65	Complete houses at Etwatwa Ext 10 construct new houses with toilets at Etwatwa Ext 18 and 19	
65	Electrification Etwatwa of Extension 18 and 19	
65	Storm water: Chris Hani Drive Ext 10	
65	Tarring of streets:- Mqamelo street at Etwatwa Extension 36, Mqamelo street linking to Shabalala, Mahlokoana & Cumbe Street.	
65	Construction of Multipurpose Centre at Portion 7/8/3624 Etwatwa Ext 10	
No.	Priority Name and Detail	Progress During Year 0
66	Reconstruction of Madikizela Street	
66	Housing Development Phase 2, Extension 9	
66	Paving of passages	
66	Construction of roads: 24th, 29th and 32nd Street	
66	Street lights and high mast lights to all areas and Chris Hani streets needs high mast lights	
No.	Priority Name and Detail	Progress During Year 0
67	Tarring of roads; 12th Street (Etwatwa West and 8th Ext 4)	

# APPENDICES

Top Four Service Delivery Priorities for Ward (Highest Priority First)		
Ward No.	Priority Name and Detail	Progress During Year 0
67	Multipurpose hall (in consultation with the councillor)	
67	Converting an old clinic to a multipurpose Centre of Etwatwa West	
67	Development of housing project at Etwatwa West	
67	Street lights – Kopie Motebang, Feather Dust Section, Thulani, and phase 1 Slovo Park.	
No.	Priority Name and Detail	Progress During Year 0
68	Extension of Sigodi Clinic	
68	Multi-purpose Centre construction at Erf 869	
68	Upgrade of informal sports ground at Chris Hani Ext 2	
68	Tarring of all roads at Chris Hani Ext 1 & 2	
68	Upgrade of storm water drainage at Chris Hani at Ext 1 & 2	
No.	Priority Name and Detail	Progress During Year 0
69	Storm water drainage and channel at Bhengu Str	
69	Paving Atturton, Eiselen 4Turton Ext 3	
69	Turton Taxi Rank and Hawkers stalls for youth development	
69	Tarring of all streets in Chris Hani	
69	Youth Centre opposite Kuzimisele Primary School and sports facilities as part of the quarry development	
No.	Priority Name and Detail	Progress During Year 0
70	Paving of passages.	
70	Paving of sidewalks – Ramza, Hurutse, Gumede, Mocke and Dungeni Streets. Emergency route (Exclusive lane) for ambulance. Erection of the calming measures.	
70	Resource centre at Shezi Street.	
70	Upgrading of Art Centre (Rhu Hlatswayo)	
70	Upgrading of Daveyton Hostel.	
No.	Priority Name and Detail	Progress During Year 0
71	Paving of streets sidewalks – Sigalo, Gija, Marivale, Mathew, Chembeni, Heald, Phaswane, Sihoko, Mocke	
71	Nomathamsanqa Park – Lights to be erected	
71	Passage lights	
71	Establishment of industrial Hive	
71	Construction of the road - Mthimunye Street	

# APPENDICES

Top Four Service Delivery Priorities for Ward (Highest Priority First)		
Ward No.	Priority Name and Detail	Progress During Year 0
No.	Priority Name and Detail	Progress During Year 0
72	High mast lights in Bakerton sport ground, Bakerton community centre and Bakerton cemetery, Madiba Park at Payneville Ext 1	
72	Formalise housing for Gugulethu and Everest informal settlement.	
72	Install robots at cnr Paul Kruger and Main Reef roads in Dersley near Jameson school.	
72	Install speed calming measures at the Enstra railway crossing.	
72	Recreation facilities are needed in Payneville, Dersely Park	
No.	Priority Name and Detail	Progress During Year 0
73	Multipurpose Centre Kingsway	
73	Roads and storm water: Kingsway	
73	Parks at New Modder and Kingsway	
73	Housing: Kingsway.	
73	Construction of bridge At Pikoko street, Kingsway	
No.	Priority Name and Detail	Progress During Year 0
74	Housing – Mkhanqwa area and Phumulo and Tornado	
74	Construction of new roads in Reedville, Accura Lane, Lyanda Lane, Nogwam and Nicosia	
74	Stormwater at Nicosia street	
74	Erect a park at Mashila Park	
74	Reconstruction of storm water drainage in the ward	
No.	Priority Name and Detail	Progress During Year 0
75	Paving of street 9, 11, 12 Avenue	
75	Electricity cables at development areas	
75	Never-Never informal settlement in Springs needs Housing development.	
75	Reconstruction of storm water drainage in the ward	
75	Revamping of Windmill Park in Springs.	

No.	Priority Name and Detail	Progress During Year 0
76	Houses in the N17 and Hollywood 4 Kwasa Village	
76	Mobile Clinic for all the areas in the ward	
76	Penguin Street, Loerie Street, Leoni, Mossie & Fulmar Street to be upgraded.	
76	Electricity in the Informal Settlement.	

# APPENDICES

Top Four Service Delivery Priorities for Ward (Highest Priority First)		
Ward No.	Priority Name and Detail	Progress During Year 0
76	Sports and recreation indoor centre at R BA OR Erf 125 A or B selection Park	
No.	Priority Name and Detail	Progress During Year 0
77	Tarring of roads; Jaqisa, Masango, Mphahlela, Masuku, Manamela street	
77	Construction of primary school	
77	Newly built Library at corner Mojela & September Streets.	
77	New fire station to be build	
77	Speed humps at September Street Extension 2 and Thokalo and Molopyane street	
No.	Priority Name and Detail	Progress During Year 0
78	Roofing of old houses at Overline.	
78	Develop Indaba tree to a proper heritage village.	
78	Rehabilitation of CBD	
78	Upgrading of Tennis court in Highland section.	
78	Hostel to be converted to family units.	
No.	Priority Name and Detail	Progress During Year 0
79	Tarring of roads: Mokoena Street, Msikinya, Kau Street, Mmusane Street, Mondise Street, Pitso, Nohashi Street, Freedom Avenue and Conwell Street at Ext 7 Morupa and Mokatla Streets.	
79	New building of Primary School at Langaville Ext 8	
79	Sport complex at Extension 7 Langaville	
79	Clinic and Pay Point Office at Extension 8 Langaville	
79	Housing – a newly build houses at 425 scheme Kwa-Thema complete the IDT houses Ext 6, 7 and 8 Langaville.	
No.	Priority Name and Detail	Progress During Year 0
80	Re-construction of roads at Pitsi, Skosana, Mthethwa, Masike, Phuthagae, Mashiane, Ntshengu and Zwane Streets.	
80	Library at Verganoeg area.	
80	Building of a new Community Hall.	
80	Demolishing old structure between Nafcoc and old Cemetery.	
80	Construction of calvets in water streams	
No.	Priority Name and Detail	Progress During Year 0
81	Tarring of Kwa-Makhosi and T. Mbheki in Langaville	
81	Tarring of Hearth street	
81	Tarring of T. Mbhele street	

# APPENDICES

Top Four Service Delivery Priorities for Ward (Highest Priority First)		
Ward No.	Priority Name and Detail	Progress During Year 0
81	Tarring of Gabuza street Ext 6 Langaville	
81	Development of sportsfields in Ext 5 Langaville – in construction with the councillor	
No.	Priority Name and Detail	Progress During Year 0
82	Roads & storm-water	
82	Speed humps in all main roads	
82	Vehicle testing station	
82	Auditorium	
82	Car City	
No.	Priority Name and Detail	Progress During Year 0
83	Road Construction complete with storm water drains to all streets in ward 83 including the construction of Zigode street and completion of Bakoena and Shabalala street.	
83	Installation of humps in all category 4 streets in Ward 83 and installation of guardrails at cnr Madonsela and Ndabezitha Street	
83	Rebuilding of 80 shacks in Tsakane Proper water logged and cracked houses	
83	Extension of library and new clinic signage	
83	Fencing of Calcut Dlephu Community Park.	
No.	Priority Name and Detail	Progress During Year 0
84	New Clinic for Ext 16, 17 & 19.	
84	Ext 3 in Zimu street, road to be constructed.	
84	Madiba Street to be improved	
84	Erection of pedestrian bridge and paving of canal at Ext 13 and Ext 16.	
84	Technical training college is needed at Ext 17	
No.	Priority Name and Detail	Progress During Year 0
85	Tarring of roads; Sabelo Ext 1, Sabelo Ext 12, Kotavushika Ext 8 and Dlela Ext 8	
85	Satellite Police Station Ext 8: Thubelisha	
85	New Storm-water: Thubelisha Extension 8 Rockville Thakado, Khama and Modjadji Street	
85	High school Extension 8.	
85	Day Care Centre Ext 8	
No.	Priority Name and Detail	Progress During Year 0
86	Houses need to be built in ward 86	
86	Roads to be tarred in Masechaba proper: Ekuthuleni street, Inganyana Masechaba Ext 4, Pakane, L Mokgodi str, ext1 Masechaba: Mayekiso, tswete, Blue Gum ext2: Freedom, Zabalaza street,	

# APPENDICES

Top Four Service Delivery Priorities for Ward (Highest Priority First)		
Ward No.	Priority Name and Detail	Progress During Year 0
	Blue Gum ext3: S Mahlangu, Namibia street, all roads at Tsakane Ext 17	
86	Library to be built behind multipurpose Centre	
86	Construction of a Community Hall	
86	Provision of infrastructure ,water, proper sanitation and electrification at Masechaba Extension 4	

No.	Priority Name and Detail	Progress During Year 0
87	Primary School in Wards 87	
87	Tarring of roads: Winnie Mandela, ZK Mathews, Robinson and Ramaphosa street	
87	Construction of houses in Bluegum View, Spaarwater PTN 1714 Cool breeze Ext 1	
87	Paving of sidewalks on all main Streets. (Ramaphosa & K Kawunda and Mandela drive)	
87	High mast lights at Cool breeze net to Multipurpose Centre, Masechaba view Ext 3	

No.	Priority Name and Detail	Progress During Year 0
88	Gazelle Drive in Alra Park to be completed and tarred up to the cemetery	
88	Tuna Road – paving and tarring next to tuna road	
88	High mast lights in informal settlements in Alra Park	
88	Concrete fencing and upgrade of Mackenziville sporting facility / Alra park/ Ext 2 and 3 sports stadium (upgrading of lighting and toilets)	
88	Fencing around Nigel Golf Club. This has become very dangerous for players as many have mugged, vehicles stolen, etc. It is also dangerous for pedestrians and passing motorists	

No.	Priority Name and Detail	Progress During Year 0
89	Alternative land for Winnie Mandela and L&J informal settlement, to settle the communities	
89	Multipurpose Park within Ward 89	
89	Community hall; Erf 5877	
89	EMPD Precinct: Erf 2739	
89	Installation of high mast lights Clayville East and West	

No.	Priority Name and Detail	Progress During Year 0
90	Upgrade informal settlement (proper stands with sustainable sanitation) Emhlangeni, Ezitheni, 2 Line and Mangosuthu 1 and 2	
90	Relocation of congested informal settlement for construction of roads and storm	
90	Building of early childhood development (ECD) centre at ERF 124/stand No. 210/124	
90	Councillor to provide a list of stands No's remain for Housing to investigate	



# APPENDICES

## Top Four Service Delivery Priorities for Ward (Highest Priority First)

Ward No.	Priority Name and Detail	Progress During Year 0
90	Transform Castel Hostel: Amour Foundation – stand no 303. Private school into a public primary school	
No.	Priority Name and Detail	Progress During Year 0
91	Community Hall with Clinic and Library in Birch Acres Ext 23-44	
91	Pedestrian Bridge across Andrew Drive (between the Birch Acres Mall and Sophia Town)	
91	Fenced and development of community recreation areas next to the stream/spruit, Pongola Drive, Norkem Park and Birchleigh North	
91	Pedestrian Bridge and paved walkways across stream/ spruit from Malvina Road/ Pongola Drive linking with Frikkie Street, Birchleigh North	
91	Fence next to Strydom Street from Pongola Drive closing off the open field between Birchleigh North and Esselen Park	

No.	Priority Name and Detail	Progress During Year 0
92	Storm water Management in consultation with the Councillor throughout the ward prioritizing Eastleigh in wards 18 and 19 which impacts on ward 92.	
92	Upgrade of major roads including sidewalks, storm water drains and left or right turn lanes as required in consultation with the Councillor	
92	Development of ERF 40 / 63 IR, between Olifant, Serenade, Amber and Kraft Roads, Elandsfontein either through agreement with current owners or purchase of the property, including a clinic.	
92	Rehabilitation and upgrading of electricity network in Northern Germiston with Elandsfontein / Elandsfontein Rail being a priority where there are small cables that need to be upgraded, in closure of Sunny Ridge & Sunny Park	
92	Refurbishment of Sewerage Infrastructure in Impala Park / Bardene / Bartlett, Solheim and Elandsfontein as required	
No.	Priority Name and Detail	Progress During Year 0
93	Housing Development – Marathon & Delport	
93	Building Community Hall – Delmore gardens	
93	Housing – Ulanda settlements (Balmoral Ext 4)	
93	Housing: Driefontein PTN 339	
93	Develop park in Delmore park (Fencing & playing equipment)	
No.	Priority Name and Detail	Progress During Year 0
94	Mobile Clinic	
94	Upgrade all fire hydrants, stand pipes in the ward starting in general Albients Park and Alrode	

# APPENDICES

Top Four Service Delivery Priorities for Ward (Highest Priority First)		
Ward No.	Priority Name and Detail	Progress During Year 0
94	Traffic calming measures at J.A. Strydom	
94	Upgrading of pavements at J.A. Strydom and Potgieter	
94	Street lights at Mitchel to Comaro road	
No.	Priority Name and Detail	Progress During Year 0
95	Tarring of roads Mapleton Ext 10	
95	Storm water drainages at Mapleton Ext 10 & 12 and Vosloorus Mabaso and Kgosana Street, and Letokotsane	
95	High Mast lights in Mapleton	
95	Development of Parks (Mapleton Ext 10 & 12) and sports ground	
95	Library Mapleton	

No.	Priority Name and Detail	Progress During Year 0
96	+New Clinic –Mayfield Extension 6	
96	Multipurpose Centre.	
96	Construction of access road Mayfield ext. 6,7,8	
96	Informal sports grounds and parks	
96	Houses Mayfield Extension 1	
No.	Priority Name and Detail	Progress During Year 0
97	Convert the overline cables to underground lines in Leachville Ext 3	
97	Demolish and refurbish Brakpan tennis club.	
97	Multipurpose centre in Leachville Ext 3	
97	Relocation of Weltevrede informal settlements	
97	Relocation of inhabitants of state mine (Informal settlement)	
No.	Priority Name and Detail	Progress During Year 0
98	Bridge at Corner Leopeng and Mabuya Street	
98	Electrification of John Dube	
98	Sports facilities; Dunnottair / Duduza	

# APPENDICES

Top Four Service Delivery Priorities for Ward (Highest Priority First)		
Ward No.	Priority Name and Detail	Progress During Year 0
98	Sidewalks: Lekope, Letsapa, Jacobs, Ndudula streets	
98	Roads: John Dube, Mngadi and Dahua Street	
No.	Priority Name and Detail	Progress During Year 0
99	Clinic for Windmill Park Extension 8 & 9 including Lindelani and D Section.	
99	Community Hall (Windmill Park).	
99	Police Station (Windmill Park).	
99	High Mast Lights Extension 3, and Villa Lisa Extension 8, 9 (windmill park).	
99	Storm-water reticulation in all of ward 99. Storm-water drainage (James Strachan Street between house no. 1260 and 1266.	
No.	Priority Name and Detail	Progress During Year 0
100	Develop stand no 188 Hospital view for a soccer field - Change rooms and caretakers cottage, complete with toilets as well as spectators plastic stands and paved walkways	
100	Tarring of gravel roads (8th road, 6th ave and 1st ave Bredell) 8th Road between Third avenue and Fernandes Road 6th Avenue between Seventh road and Ninth road 1st Avenue between Fourth road and Sixth Road.	
100	Water – Improve the low water pressure system in Bredell and Pomona as well as relocating water meters in Hospital view(midblock).	
100	Street lights in Marister, Zesfontein and Benoni Agricultural holding and Hospital view Streets, plus in the rest of the ward.	
100	Traffic calming measures, speed humps.( At least 30).	
No.	Priority Name and Detail	Progress During Year 0
101	New Tsietsi Clinic- South/Palm-Ridge Ext 8	
101	Tarring: Moduwane, Emphefumulo, Odeke, Empangeni roads	
101	New Library with auditorium in vicinity of Katlehong CCC 2.	
101	Complete tarring Mqandana street and connect to Zonkizizwe	
101	New multipurpose Sports Facility in Ext 7	

# EKURHULENI WARD COMMITTEE PROFILE

MEMBER NAME & SURNAME	SECTOR	ID NO.	ADDRESS	CONTACT NO.	EDUCATIONAL LEVEL
WARD 01					
Name of the Councillor	Cllr H. Shabalala	-	-	072 144 5608	
Name of the CDW	Daluxolo Ngxumza	-	-	079 696 0255	
No. of Disabled	1	-	-	-	
No. of women	6	-	-	-	
No. of Men	4	-	-	-	
No. of Youth		-	-	-	
MEMBER NAME & SURNAME	SECTOR	ID NO.	ADDRESS	CONTACT NO.	EDUCATIONAL LEVEL
Josina Noni Moichela	Women & Children	4609290248083	4147 DUDUZA SECTION, TEMBISA	076 170 6537	Grade 08
Bongiwe Virginia Mggandana	Aged & Disability	5711200802087	217 TSWELOPELO X1, TEMBISA	073 332 7544	Grade 08
Mmabele Dimakatso Shai	Youth	8609301212080	4438 Duduza Tembisa	072 912 3709	Grade 12
Samuel Khoza	Environmental Development	7706195591081	4859 Tswelopele x8, Tembisa	072 695 1023	Grade 12
Julia Mante Thobejane	Heath & Social Development	5504040719086	2476 Harry Gwala Tembisa	072 757 7551	Grade 08
Sibongile Margaret Ngono	Infrastructure Services	6007300699088	4240 Duduza Tembisa	017 014 1274	Grade 07
Enerst Molekwa	Sport, Heritage, Recreation, Arts and Culture	8505276019080	3408 Tswelopele X6, Tembisa	082 478 9094	Grade 12
VACANT	Economic Development and City Planning	VACANT	VACANT	VACANT	
Maphuti Violet Maela	Community Safety	6809240876084	361 Tswelopele X1, Tembisa	073 170 2929	Grade 12/Security Officer
Moyo Benjamin Tseleng	Education	6902015510085	2085 Clayville X26, Tembisa	071 366 3251	Professional Educator (Teacher)

# APPENDICES

WARD 02					
Name of the Councillor	Clr S. Nhlabathi			073 648 1074	
Name of the CDW	Khumalo Ezekiel			079 696 0232	
No. of Disabled					
No. of women	5				
No. of Men	5				
No. of Youth					
MEMBER NAME & SURNAME	SECTOR	ID NO.	ADDRESS	CONTACT NO.	EDUCATIONAL LEVEL
Julia Ngwasheng	Women & Children	690601 0393 082	306 Mashemong Section, Tembisa	073 896 2803	Grade 11
Nthabiseng Annacentia Manzini	Aged & Disability	450427 0445 080	571 Moriting Section, Tembisa	073 370 3571	Grade 08
Tsakane Maluleke	Youth	780701 5520 084	703 Makhulong Section, Tembisa	083 155 1282	
Pauline Mosima Thoka	Education	751221 0376 089	882 Mashemong Section, Tembisa	073 123 1107	Grade 12
Kedibone Dorothea Taetsane	Environmental Development	580319 0539 082	96 Zone 2 Winnie Mandela Section, Tembisa	078 733 2464	Grade 10
Dorothy Nthabiseng Ramphela	Heath & Social Development	751119 0343 086	473 Tshepo Ext Section, Tembisa	072 992 9366	Grade 12
Rabohlale John Modise	Infrastructure Services	560305 5852 087	720 Makhulong Section, Tembisa	078 349 6613	Grade 08
George Baloyi	Sport, Heritage, Recreation, Arts and Culture	690228 5562 089	437 Zone 2 Winnie Mandela Section, Tembisa	073 110 2119	Grade 11
Zacharia Nasa Mabala	Economic Development and City Planning	450825 5421 081	400 Kopanong Section, Tembisa	074 375 8677	Grade 05
Thabang John Molele	Community Safety	820404 5957 081	129 Mashemong Section, Tembisa	083 391 6799	Grade 12 /Technical support analyst
WARD 03					
Name of the Councillor	Clr. D. D. Sebilane			083 371 6975	
Name of the CDW	Mojapelo Marks			079 696 0231	
No. of Disabled					
No. of women	5				
No. of Men	5				
No. of Youth					

# APPENDICES

MEMBER NAME & SURNAME	SECTOR	ID NO.	ADDRESS	CONTACT NO.	EDUCATIONAL LEVEL
Ngema Olpa Qondephi	Women & Children	781017 0641 083	119 X8 Winnie Mandela, Tembisa	078 313 8875	Grade 12
Ntshupile Joyce Selekane	Aged & Disability	631013 0672 089	682 Maokeng X1, Tembisa	078 157 1504	Grade 11
Patience Nthane	Youth	830512 0502 088	9988 Zone 4, Winnie Mandela, Tembisa	072 080 6004	Grade 12
Magdelina Nkothasani Chivuri	Education	740202 2234 083	8503 Zone 8 Winnie Mandela, Tembisa	076 196 1736	Grade 10
Makena Agnes Mathabatha	Environmental Development	600407 0463 084	10450 Zone 4, Tembisa	073 076 9725	Grade 07
Thamane Thabo Joseph	Infrastructure Services	570227 5599 088	9889 Winnie Mandela, Tembisa	079 017 6026	Grade 11
Motshana Lordwick Maatshangwane	Sport, Heritage, Recreation, Arts and Culture	751105 5418 088	220 Zone 6 Winnie, Tembisa	078 015 7587	Grade 11
Victor Jabu Mavundza	Economic Development and City Planning	821011 5506 088	60 Zone 8 Winnie Mandela, Tembisa	084 885 7074	Grade 10
Lucas Fonko Mnisi	Community Safety	610311 5560 084	16651 Zone 4 Winnie Mandela, Tembisa	072 824 3382	Grade 11
Elizabeth Happy Mahlangu	Health & Social Development	861226 0664 085	956 Maokeng Section, Tembisa	079 854 3217	Grade 12
<b>WARD 04</b>					
Name of the Councillor	<b>Clr. L.N. Mohlapamaswi</b>	-	-	<b>082 467 2012</b>	
Name of the CDW	<b>Maria Mabusela</b>	-	-	<b>079 696 0233</b>	
No. of Disabled	<b>1</b>	-	-	-	
No. of women	<b>4</b>	-	-	-	
No. of Men	<b>4</b>	-	-	-	
No. of Youth	<b>1</b>	-	-	-	
MEMBER NAME & SURNAME	SECTOR	ID NO.	ADDRESS	CONTACT NO.	EDUCATIONAL LEVEL
Alina Makgala Simion	Women & Children	5903130509086	3431 Bongo Streeteet, Tembisa	076 784 7899	
Sinaye Matilda Makhubela	Aged & Disability	4502220268081	90 Xubeni Section, Tembisa	083 773 1599	
Celiwe Khoza	Youth	8706171074085	278 Xubeni Section, Tembisa	084 422 0616	

# APPENDICES

Esther Sithole	Education	7201040360080	75 Xubeni Section, Tembisa	078 703 5696	
Isaac Makhafola	Environmental Development	6805125440087	Block 20Q Sethokga Hostel, Tembisa	076 649 1618	
Mamohula Naomi Malapile	Health and Social Development	5507260244081	906 Sedibeng Section, Tembisa 1632	076 649 1618	
Infrastructure Services	VACANT	VACANT	VACANT	VACANT	
Solomon Mohlatleho Machete	Sport, Heritage, Recreation, Arts and Culture	7010036047084	Block 20 Sethokga Hostel, Tembisa 1632	082 472 7429	
Goodman Lufefe Sololo	Economic Development and City Planning	7104245919082	25N Sethokga Hostel, Tembisa 1632	073 760 7971	
Solomon Chaba	Community Safety	6310075601085	Block 9F Sethokga Hostel, Tembisa 1632	082 662 6992	
<b>WARD 05</b>					
<b>Name of the Councillor</b>	<b>Clr. M. E. Mvalo</b>			<b>073 293 3985</b>	
<b>Name of the CDW</b>	<b>Shani Langa</b>				
<b>No. of Disabled</b>	<b>0</b>				
<b>No. of women</b>	<b>3</b>				
<b>No. of Men</b>	<b>7</b>				
<b>No. of Youth</b>	<b>1</b>				
<b>MEMBER NAME &amp; SURNAME</b>	<b>SECTOR</b>	<b>ID NO.</b>	<b>ADDRESS</b>	<b>CONTACT NO.</b>	<b>EDUCATIONAL LEVEL</b>
Susan Mkhonto	Women and Children	650919 0422 083	10870 Ext 26 Section, Tembisa	084 672 5522	Grade 12
Hezekial Masilela	Aged and Disability	390315 5384 086	225 Mqantsa Section, Tembisa	011 924 4441	
Daniel Themba Mbathane	Youth	811008 5647 088	320 Ecaleni Section, Tembisa	072 118 8892	Project Management Certificate
VACANT	Education	VACANT	VACANT	VACANT	
Erens Masuku	Environmental Development	760928 5496 080	65 Sethokga Section, Tembisa	072 638 4012	Grade 09
Salome Nkgadi Kgaase	Health and Social Development	860115 0474 085	873/34 Mqantsa Section, Tembisa	078 524 1326	Grade 12
VACANT	Infrastructure Services	VACANT	VACANT	VACANT	
Johannes Cindi	Sport, Heritage, Recreation,	400206 5351 084	343 Mqantsa Section, Tembisa	084 217 9275	



# APPENDICES

	Arts and Culture				
Jabulani Fani	Economic Development and City Planning	770125 5749 083	413 Ecaleni	078 536 3976	
Mzikayifani Elias Nsibane	Community Safety	550117 7561 081	873/63 Mqantsa Section, Tembisa	073 605 7894	
<b>WARD 06</b>					
<b>Name of the Councillor</b>	<b>Clr. Z. Mpongose</b>	-	-	<b>082 821 4809</b>	
<b>Name of the CDW</b>	<b>Shani Langa</b>	-	-		
<b>No. of Disabled</b>	<b>0</b>	-	-	-	
<b>No. of women</b>	<b>3</b>	-	-	-	
<b>No. of Men</b>	<b>7</b>	-	-	-	
<b>No. of Youth</b>	<b>1</b>	-	-	-	
<b>MEMBER NAME &amp; SURNAME</b>	<b>SECTOR</b>	<b>ID NO.</b>	<b>ADDRESS</b>	<b>CONTACT NO.</b>	<b>EDUCATIONAL LEVEL</b>
Josephine Kumalo	Women and Children	5201070442081	84 Ibazelo Section, Tembisa	073 999 2512	
Grace Ndlalane	Aged and Disability	5602020915086	349 Isithama Section, Tembisa	011 924 4761	
Patrick Abisang Tleane	Youth	8307115604085	38 Ibazelo Section, Tembisa	083 350 4297	
George Lebohang Maluleke	Education	7807015715080	693 Isithama Section, Tembisa	079 953 2359	
Thulani Mkhwanazi	Environmental Development	8010025418089	40 Ibazelo Section, Tembisa	011 920 3199	
Tryphosa Matome Mowasa	Health and Social Development	7706110492084	58 Kopanong Section, Tembisa	082 074 6039	
Kganyago E. Papole	Infrastructure Services	5303105437084	142 Kopanong Section, Tembisa	072 417 2506	
Jeremiah Gabela Mashaba	Sport, Heritage, Recreation, Arts and Culture	7009225568082	158 Isithama Section, Tembisa	082 290 8504	
John Makhobela	Economic Development and City Planning	5908265809086	10979 Extension 26, Tembisa	083 980 2049	
Elphus Radebe	Community Safety	5207115469088	851 Isithame Section, Tembisa	072 295 5866	
<b>WARD 07</b>					
<b>Name of the Councillor</b>	<b>Clr. T. A. Sebola</b>	-	-	<b>084 769 0199</b>	
<b>Name of the CDW</b>	<b>Motloung Marie</b>	-	-	<b>079 696 0238</b>	

# APPENDICES

No. of Disabled		-	-	-	
No. of women	4	-	-	-	
No. of Men	6	-	-	-	
No. of Youth		-	-	-	
MEMBER NAME & SURNAME	SECTOR	ID NO.	ADDRESS	CONTACT NO.	EDUCATIONAL LEVEL
Gwebu Nobesuthu Elizabeth	Women and Children	590627 0369 088	158 Tlamatlama Ext Tembisa	071 746 6754	STD 08
Stephen Malesela Mokwenyama	Aged and Disability	380303 5206 089	312 Maokeng Section Tembisa	072 446 9062	STD 02
VACANT	Youth	VACANT	VACANT	VACANT	VACANT
Zemo Bafana	Education	830510 6243 087	283 Leboeng Section Tembisa	072 048 1660	Honours
Xaba Nontuthuxelo Josephine	Environmental Development	440624 0252 085	90 Temong Section Tembisa	073 676 6759	Grade 02
Nkosi Sophie Mmasabata	Health and Social Development	530510 0776 085	148 Temong Section Tembisa	078 278 8223	Grade 12
Makhubela Benjamin Oupa	Infrastructure Services	570916 5645 087	277 Leboeng Section Tembisa	072 779 3442	Grade 08
Modutwane Lazarus	Sports, Heritage, Recreation Arts and Culture	780714 5456 084	509 Leboeng section Tembisa	076 169 5069	EMS Technician
Mohlala Mogokolodi Moses	Community Safety	770916 5212 084	479 Leboeng section Tembisa	084 444 9390	National Certificate Policing
Winnie Nompumelelo Nkani	Economic Development and City Planning	590311 0594 086	1565 Leboeng Ext Tembisa	073 690 0030	STD 09
WARD 08					
Name of the Councillor	Clr. M. R. Lugongolo	-	-	076 689 3428	
Name of the CDW	Matiwane Zanele	-	-	079 696 0239	
No. of Disabled		-	-	-	
No. of women	3	-	-	-	
No. of Men	7	-	-	-	
No. of Youth		-	-	-	
MEMBER NAME & SURNAME	SECTOR	ID NO.	ADDRESS	CONTACT NO.	EDUCATIONAL LEVEL
Busisiwe Eunice Ngwenya	Women and Children	571217 0381 086	107 Elidinga Section, Tembisa	082 865 8115	STD 08
John Ndzamini Khoza	Aged and	610920 5803 086	366 Esselen Park	081 308 3219	STD 08

# APPENDICES

	Disability		Section, Tembisa		
Mohale Phanuel Makgalemela	Youth	860309 6073 088	258 Isekelo Section, Tembisa	073 589 6222	Grade 12
Kesesebeloang Millicent Marokana	Education	530501 0888 087	179 Elidinga Section, Tembisa	073 566 7073	Higher Education Teaching Diploma
Jabulani Joseph Diseko	Environmental Development	611119 5307 086	751 Budaza Street, Emmangweni Section, Tembisa	076 968 2714	Grade 10
Nomhita Norah Matshaya	Health and Social Development	601225 1576 087	5856/5 Liliba Section, Tembisa	083 780 6512	Diploma Office Administration
Jackson Masehela	Infrastructure Services	611228 5371 081	1345 Ext 02 Esselen Section, Tembisa	082 859 9871	STD 06
Albert Mzilela Chabangu	Sport, Heritage, Recreation, Arts & Culture	840324 5344 088	167 Isekelo Section, Tembisa	084 226 1790	NQF Level 05
Obed Linda	Economic Development and City Planning	631104 5404 089	604 Esselen Park	083 326 9286	STD 08
Joseph Goodman Mayisela	Community Safety	651011 6252 085	235 Emoyeni Section, Tembisa	083 501 9199	STD 09
WARD 09					
Name of the Councillor	Clr. S. P. Mwelase	-	-	078 965 3329	
Name of the CDW	dlamini Dimakatso	-	-	079 6960240	-
No. of Disabled	-	-	-	-	
No. of women	5	-	-	-	
No. of Men	5	-	-	-	
No. of Youth	-	-	-	-	
MEMBER NAME & SURNAME	SECTOR	ID NO.	ADDRESS	CONTACT NO.	EDUCATIONAL LEVEL
Lucy Ngwako Kabe	Women and Children	651106 0295 086	473/341 Lifateng Section, Tembisa	071 912 8899	
Annah Phuthi Pheeha	Aged and Disability	590419 0739 084	Motheong Section, Tembisa	078 751 0430	Grade 10
Pholoso Seroke	Youth	851103 5773 082	244 Moteong Section, Tembisa	078 908 4059	
Lebohang Petros Khentwa	Education	870523 5892 086	375 Teanong Section, Tembisa		
Jane Mathala	Environmental Development	820403 0369 082	216 Teanong Section, Tembisa	011 926 6372	B-tech Sound Engineer

# APPENDICES

Nkele Maria Matloga	Health and Social Development	640829 0378 081	632 Lifateng Section, Tembisa	076 900 6345	Grade 11
Lucky Maile	Infrastructure Services	750515 5887 087	466 Lifateng Section, Tembisa	072 635 8866	Photograph or
Piet Lekosi Tjale	Sport, Heritage, Recreation, Arts and Culture	701216 6020 089	357 Moteong Section, Tembisa	071 301 2264	Grade 12
Iehaha Thabo	Economic Development and City Planning	721031 5445 088	73 Teanong Sec. Tembisa	076 045 9917	Grade 11
Nomsa Paulinah Hlatshwayo	Community Safety	620106 0692 082	1847 Teanog Section, Tembisa	078 371 9880	Grade 11
<b>WARD 10</b>					
<b>Name of the Councillor</b>	<b>Cir. S. Mokhethoa (082 858 8908)</b>				
<b>No. of Disabled</b>	<b>VACANT</b>				
<b>No. of women</b>	<b>6</b>				
<b>No. of Men</b>	<b>4</b>				
<b>No. of Youth</b>					
<b>MEMBER NAME &amp; SURNAME</b>	<b>SECTOR</b>	<b>ID NO.</b>	<b>ADDRESS</b>	<b>CONTACT NO.</b>	<b>EDUCATIONAL LEVEL</b>
Sibongile Margaret Khumbane	Women and Children	710309 0484 085	334 Kgatlamping Section, Tembisa	072 753 7003	Grade 12
Nthabiseng E. Mphela	Aged and Disability	630625 0353 088	4 Welamlambo Section, Tembisa	082 436 5504	Grade 11
Mokete Johannes Monyane	Youth	710911 5619 084	124 Lekaneng Section, Tembisa	072 955 9117	Grade 10
Mokgaetji Ennie Motsepa	Education	740418 0370 089	126 Mpho Section, Tembisa	072 025 1547	Grade 12
<b>VACANT MEMBER DECEASED</b>	Environmental Development	VACANT	VACANT	VACANT	
Jeanette Nomasonto Mokone	Health and Social Development	701228 0927 086	378 Umnonjaneni Section, Tembisa	073 007 2898	Diploma
Matlou Joyce Moloto	Infrastructure Services	680719 0459 083	218 Lekaneng Section, Tembisa	073 756 0606	Grade 11
Deo Michael Nthute	Sport, Heritage, Recreation, Arts and Culture	810301 6057 089	122 Mpho Section, Tembisa	073 089 9470	Grade 10
Enoch Sipho Mahlangu	Economic Development	600126 5749 087	284 Welomlambo Section, Tembisa	082 480 9814	Grade 12

# APPENDICES

	and City Planning				
Thami Isaac Lelaka	Community Safety	650617 5478 080	33 Kgatlamping Section, Tembisa	076 900 0968	Grade 11
WARD 11					
Name of the Councillor	Clr. N. B. Mdluli	-	-	082 515 5768	
Name of the CDW	VACANT	-	-	-	
No. of Disabled		-	-	-	
No. of women	2	-	-	-	
No. of Men	8	-	-	-	
No. of Youth		-	-	-	
MEMBER NAME & SURNAME	SECTOR	ID NO.	ADDRESS	CONTACT NO.	EDUCATIONAL LEVEL
Agnes Gwangwa	Women and Children	570228 0817 087	126 Esiqongweni Section, Tembisa	083 714 7431	Grade 6
Elizabeth Malete	Aged and Disability	560421 0249 086	23 Esiqongweni Section, Tembisa	083 817 5121	Grade 10
Mzwakhe Sibeko	Youth	840517 5623 084	553 Mthambeka Section, Tembisa	076 122 0725	Grade 12
Pritchard Xolani Mdekazi	Education	670601 5782 085	340 Mnonjaneni Section, Tembisa	071 912 6290	Grade 12
Vusi Jabulani Dibane	Environmental Development	830805 5617 087	2194 Entshonalanga Sec Tembisa	079 129 0088	Grade 12
Mpumeza Welcome Mxalaba	Health and Social Development	840817 6028 089	2233 Entshonalanga Section, Tembisa	072 962 2135	grade 12 and Call Centre Certificate
Tamsanqa Mpinyana Phinyana	Infrastructure Services	500301 5663 088	212 Mnonjaneni Section, Tembisa	078 931 1289	Grade 10
Simon Modau	Sport, Heritage, Recreation, Arts and Culture	641117 5780 082	456 Emnonjaneni Section, Tembisa	073 817 7231	Grade 12/N4
Mangaliso Abednigo Mkwakwa	Economic Development and City Planning	591002 5762 084	2053 Ext. 5, Tembisa	072 432 1333	Honours Degree B Admin
Brannigan Napo	Community Safety	720216 5948 089	267 Mthambeka Section, Tembisa	073 467 3101	Grade 12
WARD 12					
Name of the Councillor	Clr. M. S. Kwili	-	-	072 914 1553	
Name of the CDW	Vuma Phumla	-	-	079 696 0243	
No. of Disabled		-	-	-	
No. of women	4	-	-	-	

# APPENDICES

No. of Men	6	-	-	-	
No. of Youth		-	-	-	
MEMBER NAME & SURNAME	SECTOR	ID NO.	ADDRESS	CONTACT NO.	EDUCATIONAL LEVEL
Nkonyane Sizakele	Women & Children	610314 0609 088	3461/117 Freedom Road	082 760 1946	Grade 11
Mahlangu Velaphi John	Aged & Disability	640810 5844 087	3989 Kaizer Street. Phomolong	082 587 7180	Grade 12
Mokgobu Matete Johannes	Youth	800628 5757 083	3408 Steve Biko Street. Phomolong	083 699 5523	Grade 12
Novungwana Nomaledi Gertrude	Education	550923 0711 082	2179 Ngobeni Street. Thembisa	084 460 2438	Grade 12
Nkosi Phumlani Abednigo	Environmental Development	761114 5689 086	3517 Serrane Street. Rolihlahla	084 355 8547	Grade 12
Charles Doris Ntokazi	Health & Social Development	600907 0791 081	2506 Majola Street. Phomolong	084 212 8228	Grade 10
Nkhuna Constance Malelela	Infrastructure Services	761111 1259 088	3461/117 Freedom Road	073 056 9528	Grade 11
Matlou Victor	Sport, Heritage, Recreation, Arts and Culture	860626 5659 082	4399 BenKlopper Street	083 663 8487	Marketing Certificate/grade 12
Nakani Elias Chaklas	Economic Development and City Planning	740115 6414 081	2491 Madiba Section Tembisa	078 816 3581	Grade 12
Sipho Lucky Nobela	Community Safety	701220 5468 083	1562 Mofokeng Street. Phomolong	083 874 2174	Secretarial Diploma
WARD 13					
Name of the Councillor	Clr. N. G. Sibanyoni	-	-	082 258 5530	
Name of the CDW	Fache Granny	-	-	079 696 0244	
No. of Disabled	0	-	-	-	
No. of women	4	-	-	-	
No. of Men	4	-	-	-	
No. of Youth	0	-	-	-	
MEMBER NAME & SURNAME	SECTOR	ID NO.	ADDRESS	CONTACT NO.	EDUCATIONAL LEVEL
Ethel Ramothata	Women & Children	6412030343082	5117 Phomolong, Tembisa	071 321 3730	Grade 11
Mfundi Siyothula	Aged & Disability	6410155902088	42 Krombek Street, Birch Acres, Kempton Park	071 549 5057	
VACANT	Youth	VACANT	VACANT	VACANT	

# APPENDICES

Frans Glass Vukeya	Education	6703035698086	3319 Phomolong, Tembisa	082 866 2244	Grade 12
Molly Ngobeni	Environmental Development	6401080702081	3792 Democracy Streeteet, Phomolong	083 687 7841	Grade 11
Sibusiso Mthethwa	Heath & social Development	6110155748081	77 Piet-My-Vrou Avenue, Birch Acres	079 959 5207	
Zandisile Ngqwaangi	Infrastructure Services	7103315526082	2717 Mokone Streeteet, Phomolong, Tembisa	083 951 7616	Grade 12
VACANT	Sport, Heritage, Arts and Culture	VACANT	VACANT	VACANT	
Getrude Zodwa Tshungu	Economic Development and City Planning	6710050452083	13 Hornbill Avenue, Birch Acres	079 132 9693	Diploma in (Booking)
Dorcas Mantshi	Community Safety	6408281228089	4806 Oupa Streeteet, Phomolong, Tembisa	082 356 8516	
WARD 14					
Name of the Councillor	Clr. T. W. Ndizana	-	-	073 764 6056	
Name of the CDW	Xaba Veli	-	-	079 696 0245	
No. of Disabled		-	-	-	
No. of women	6	-	-	-	
No. of Men	4	-	-	-	
No. of Youth		-	-	-	
MEMBER NAME & SURNAME	SECTOR	ID NO.	ADDRESS	CONTACT NO.	EDUCATIONAL LEVEL
Nokuzola Eunice Mandlazi	Women and Children	611013 0672 083	460/92 Nxiweni Section, Tembisa	084 297 7707	Grade 08
Ntombiyenkosi Maria Sithole	Aged and Disability	491128 0589 080	242 Thafeni Section, Tembisa	073 7080 613	Grade 06
Lindiwe Phiri	Youth	820922 1185 084	147 Ibaxa Section, Tembisa	072 159 3738	Grade 12
Moses Robert Maringa	Education	830922 5401 089	72 Isivana Section, Tembisa	074 477 6351	Grade 12
Nicholas Ntuli	Community Safety	610305 5835 082	346 Jiyane Section, Tembisa	071 225 4431	Grade 11
Nokuphila Alicia Sibisi	Health and Social Development	500510 0637 085	224 Jiyane Section, Tembisa	078 558 3148	Grade 12
Elson Linda	Infrastructure Services	570407 5636 086	608 Thafeni Section, Tembisa	078 415 6776	Grade 07
VACANT	Sport, Heritage,				



# APPENDICES

	Recreation, Arts and Culture				
Anna Khosi Mahlangu	Economic Development and City Planning	620603 0887 084	180 Isiziba Section, Tembisa	083 643 2864	Professional Educator (Teacher)
Daniel Tshidiso Majadikholo	Environmental Development	650509 5510 089	596 Thafeni Section, Tembisa	073 590 6620	Grade 07
<b>WARD 15</b>					
<b>Name of the Councillor</b>	<b>Clr. J. D. Roos</b>			<b>083 268 5790</b>	
<b>Name of the CDW</b>	<b>Siphongo Peter</b>			<b>079 696 0246</b>	
<b>No. of Disabled</b>					
<b>No. of women</b>	<b>4</b>				
<b>No. of Men</b>	<b>2</b>				
<b>No. of Youth</b>					
<b>MEMBER NAME &amp; SURNAME</b>	<b>SECTOR</b>	<b>ID NO.</b>	<b>ADDRESS</b>	<b>CONTACT NO.</b>	<b>EDUCATIONAL LEVEL</b>
Nozipho Imelda Tsosane	Women and Children	4209070333086	21 Blackthorne Avenue, Van Riebeck Park, Birchleigh 1621	072 285 5118	
VACANT	Aged and Disability	VACANT	VACANT	VACANT	
Charine Jordaan	Youth	881050148082	23 Maroela Street, Birchleigh 1618	073 461 6186	Grade 12
Mary Elizabeth Heyneke		4403260022084	15 Ceylon Road, Glen Marais Kempton Park	083 629 9390	Degree
Christel Fouche	Education	6110200160084	75 Ollenhout Avenue, Birchleigh	084 272 3289	
Abraham Stephanus Hough	Environmental Development	4607315028082	5 Houtkapper Street, Birchleigh 1618	082 414 3856	
VACANT	Health and Social Development	VACANT	VACANT	VACANT	
VACANT	Infrastructure Services	VACANT		VACANT	
VACANT	Sport, Heritage, Recreation, Arts and Culture	VACANT	VACANT	VACANT	
Jan Vermaak	Economic Development and City Planning	6012215009084	33 Springboka venue Birchleigh	083 709 4467	Honours Degree

# APPENDICES

WARD 16					
Name of the Councillor	Clr. H. J. Terblanche			082 451 2255	
Name of the CDW	Masinga Lucky			079 696 0247	
No. of Disabled					
No. of women	3				
No. of Men	7				
No. of Youth					
MEMBER NAME & SURNAME	SECTOR	ID NO.	ADDRESS	CONTACT NO.	EDUCATIONAL LEVEL
Yvette van Zyl	Women and Children	7410290018088	1 Drommedaris avenue, Terenure Ext. 71, Kempton Park	082 608 0454	National Diploma
Gillian du Plessis	Aged and Disability	6601020061080	7 Blouborsie Street, Van Riebeck Park	082 924 0646	Grade 12
Sello Victor Phathudi	Youth	8001105481089	06 Collen Paul Street Syringa Mews, Eldleen 1620	082 713 6640	Degree
Tshepo Caswell Lekgoro	Education	7001105665088	27 Maxwell Street, Kempton Park 1619	082 534 8083	Degree
Richard Miller	Environmental Development	6505045095082	21 Bamboo Street, Kempton Park, 1630	076 196 1624	Grade 12
Sekatane Prince Mphogo	Health and Social Development	8512175673082	Unit 9, 11 Margaret Street, Kempton Park	083 766 3842	Grade 12
Albasin Madala Sibisi	Infrastructure Services	6105035850081	23 Kempton Road Kempton Park 1619	082 977 0198	Grade 12
Johanna Botha	Sport, Heritage, Recreation, Arts and Culture	6602020257082	30 Olive Grove Melba Street, Terenure	079 130 4322	Diploma
Bongani Solomon Masina	Economic Development and City Planning	8512175673082	Unit 12, 29 Maxwell Street Kempton Park	076 596 5082	Grade 12
Jabulani Mbongwa	Community Safety	6105035850081	8 Kerk Street Kempton Park	071 582 6202	Grade 12
WARD 17					
Name of the Councillor	Clr. T. Butler			082 451 2255	
Name of the CDW					

# APPENDICES

No. of Disabled		-	-	-	
No. of women	4	-	-	-	
No. of Men	5	-	-	-	
No. of Youth		-	-	-	
MEMBER NAME & SURNAME	SECTOR	ID NO.	ADDRESS	CONTACT NO.	EDUCATIONAL LEVEL
VACANT	Women and Children	VACANT	VACANT	VACANT	VACANT
Fikile Sharon Zwane	Aged and Disability	7012200748083	1 Gorgeln Heights, Jacoba Loots Road, Croydon	073 347 3407	Diploma
Samantha Starr Nieuwoudt	Youth	8704240141084	14 Tierhout Street, Edenglen	082 715 1002	Grade 12
Floyd Themba Malinga	Education	6402135466086	5 Beech Road, Cresslawn, Kempton Park	083 583 4530	
VACANT	Environmental Development	VACANT	VACANT	VACANT	
Elizabeth Jooste	Health and Social Development	6805040115082	34 Bultoprit Street, Kempton Park West	076 252 3549	Grade 10
Mlungisi Mkhize	Infrastructure Services	7203225367088	85 Aero City Rhodesfiled Ext. 1	011 927 4525	Diploma
Cornelius Lock	Sport, Heritage, Recreation, Arts and Culture	5711205042085	39 Seder Avenue, Birchleigh	083 271 7109	
Muhammed Gadimang	Economic Development and City Planning	7610175296085	4 Glenwood Flats, cnr. Oak & Blockhouse	073 399 2277	Diploma
Alan Harcourt Collinge	Community Safety	3402095064080	10 Citrine Avenue, Croydon 1620	073 253 5116	
WARD 18					
Name of the Councillor	Clr. H. D. Hart	-	-	082 902 1834	
Name of the CDW	VACANT	-	-	-	
No. of Disabled	0	-	-	-	
No. of women	5	-	-	-	
No. of Men	5	-	-	-	
No. of Youth		-	-	-	
MEMBER NAME & SURNAME	SECTOR	ID NO.	ADDRESS	CONTACT NO.	EDUCATIONAL LEVEL
Nicollete Joanne van der Walt	Women & Children	7212280312087	15 St. Teresa Road Hurlyvale	083 659 3096	
Carol Rogers	Aged and	4705060053089	13 St. Teresa	084 909 9972	

# APPENDICES

	Disability		Road Hurlyvale		
VACANT	VACANT	VACANT	VACANT	VACANT	
Clive Tyson	Education	5001255110085	12 Holtzhausen Street, Edenglen	082 856 8133	
Margaret Ann Pedder	Environmental Development	5010230133088	6 Peter Road, Illiondale	072 123 5544	0 Level
Antony Richard Bishop	Health & Social Development	4504255018084	2 Ellof Street, Clarens Park Edenvale	083 448 8736	
Henry William Sole	Infrastructure Services	4706295149080	34 Michael Street, Edenglen Ext 38	083 430 9137	
Bradley Schott	Sport, Heritage, Recreation, Arts & Culture	8110135007085	14 William Creek, 33 Laurie Road, Illiondale	082 781 8340	
Sharon Rose Lendrum-Fritelli	Economic Development & City Planning	5609170151081	5 St. Teresa Road Hurlyvale	082 606 0906	Grade 12C
VACANT	Community Safety	VACANT	VACANT	VACANT	
WARD 19					
Name of the Councillor	Clr. W. G. R. Rundle			074 148 6340	
Name of the CDW	Ngwenya Nokulunga			079 696 0250	
No. of Disabled		-	-	-	
No. of women		-	-	-	
No. of Men		-	-	-	
No. of Youth		-	-	-	
MEMBER NAME & SURNAME	SECTOR	ID NO.	ADDRESS	CONTACT NO.	EDUCATIONAL LEVEL
VACANT	Women and Children		VACANT	VACANT	
VACANT	Aged and Disability		VACANT	VACANT	
VACANT	Youth		VACANT	VACANT	
VACANT	Education		VACANT	VACANT	
VACANT	Environmental Development		VACANT	VACANT	
VACANT	Health and Social Development		VACANT	VACANT	
VACANT	Infrastructure Services		VACANT	VACANT	
VACANT	Sport, Heritage, Recreation, Arts and		VACANT	VACANT	

# APPENDICES

	Culture				
VACANT	Economic Development and City Planning		VACANT	VACANT	
VACANT	Community Safety		VACANT	VACANT	
WARD 20					
Name of the Councillor	Clr. M. Clarke	-	-	082 871 8640	
Name of the CDW	Lekgotho Johannes	-	-	079 696 0251	
No. of Disabled	1	-	-	-	
No. of women	5	-	-	-	
No. of Men	3	-	-	-	
No. of Youth	1	-	-	-	
MEMBER NAME & SURNAME	SECTOR	ID NO.	ADDRESS	CONTACT NO.	EDUCATIONAL LEVEL
Angela Mugnaioni	Women and Children	6010310061083	A304 Villa Abrosia, Kirby Road, Bedfordview	083 800 4729	Grade 12
Derrick James Dexter	Aged and Disability	4408155027080	34 Douglas Road, Bedfordview	083 337 2616	Grade 12
Michel Pompa	Youth	8008245068080	Unit 9, 15 Florence Road, Bedfordview	072 239 3396	Degree
Mario Compagnoni	Education	461231512084	20 Bedford Mews, Bedfordview	083 459 2716	BA Honours
Jill Humphreys	Environmental Development	4408155027080	1 Saintburys Street, Bedfordview	082 450 0128	Grade 12
Gail Diers	Health and Social Development	4606290020080	28 Townsend Road, Bedfordview	082 490 9803	Grade 12
Peter E. C. Horrel	Infrastructure Services	4303045092081	9 Mediterranean Villas, Bernard Road East Morning Hill, Bedfordview	083 463 5622	Grade 12
Alta R. de Beer	Sport, Heritage, Recreation, Arts and Culture	6605250174083	3A Roberts Road, Bedfordview	082 777 1406	Diploma
Jose Victor Pereira	Economic Development and City Planning	6302026131080	27 Allen Road, Bedfordview	084 774 0800	Grade 12
Marina Constas	Community Safety	6911030066080	3A Angus Road, Bedfordview	082 788 5469	Grade 12
WARD 21					
Name of the Councillor	Clr. T.	-	-	083 360 1957	

# APPENDICES

	<b>Campbell</b>				
<b>Name of the CDW</b>	<b>Nokulunga Mhlahlo</b>			<b>079 696 0250</b>	Grade 12
<b>No. of Disabled</b>	<b>1</b>				
<b>No. of women</b>	<b>3</b>				
<b>No. of Men</b>	<b>4</b>				
<b>No. of Youth</b>	<b>1</b>				
<b>MEMBER NAME &amp; SURNAME</b>	<b>SECTOR</b>	<b>ID NO.</b>	<b>ADDRESS</b>	<b>CONTACT NO.</b>	<b>EDUCATIONAL LEVEL</b>
Martin Barnard	Women and Children	6110205240089	136 Cydoina Road, Primrose Hill, Germiston	082 293 6282	
Piet de Wit	Aged and Disability	7004085138084	23 Boxwood Street, Primrose	082 668 2161	
Makhwenkwe Khayaletu	Youth	9005175523083	A1116 Makause Informal Settlement, Primrose, 1401	0733680936	Grade 12
Cathren Nkgoeng	Education	8103080617081	P O Box 2530, Edenvale 1610	073 196 8391	
Fanie Vosloo	Environmental Development	5510195085082	28 Corul Street, Woodmere, Primrose	082 331 6288	Grade 12
Zanele Sibiya	Health and Social Development	6203230791083	14 Van Riebeck Street, Gerdvien	076 661 9245	Grade 12
Sandra Gail Titan	Infrastructure Services	4710150045086	33 Signal Avenue, Dawnview, Germiston	083 326 7386	
Takalani Samuel Modau	Sport, Heritage, Recreation, Arts and Culture	681185820086	28 Rose Road, Primrose	082 954 9087	Grade 11
Richard Malatji	Economic Development and City Planning	7802155743083	1554 Service Road, Primrose, 1401	076 085 2638	Grade 11
VACANT	Community Safety	VACANT	VACANT	VACANT	VACANT
<b>WARD 22</b>					
<b>Name of the Councillor</b>	<b>ClrB. Robinson</b>			<b>083 630 4872</b>	
<b>Name of the CDW</b>					
<b>No. of Disabled</b>					
<b>No. of women</b>	<b>6</b>				
<b>No. of Men</b>	<b>4</b>				

# APPENDICES

No. of Youth					
MEMBER NAME & SURNAME	SECTOR	ID NO.	ADDRESS	CONTACT NO.	EDUCATIONAL LEVEL
Reinier Nienaber	Women & Children		25 Patracia Crescent, Buyers Park	083 287 0822	
Pamela Hull Dawn	Aged & Disability		22 Rigoletta Bonanza Street, Bartletts	082 456 1096	
Beric Tempest	Youth		Cnr 11th & 4th Avenue Street, Boksburg North	083 458 2742	
William Wallace	Education		24 Belair Street, Beyer's Park	082 490 2323	
Emile Johan Van Heerden	Environmental Development		40 Paul Kruger Street, Boksburg North	082 547 8907	
Adeleen Deysel	Health & Social Development		70 14th Avenue, Boksburg North	083 512 9878	
Marthinus Brink	Infrastructure Services		34 Griesser Road, Beyers Park, Boksburg	082 457 1907	
Gerrie Marx	Sport, Heritage, Recreation, Arts and Culture		13 Wannenburg Street, Dayan Glen, Boksburg	083 289 0566	
Daniel Edmund Steyn	Economic Development and City Planning		2 Kramer Road, Beyers Park	083 229 6252	
Herman Heunis	Community Safety		19 Villa Romano Edgar Street, Beyers Park	082 742 9089	
WARD 23					
Name of the Councillor	Clr. A. du Plessis			083 655 8187	
Name of the CDW	VACANT				
No. of Disabled	0				
No. of women	3				
No. of Men	5				
No. of Youth	0				
MEMBER NAME & SURNAME	SECTOR	ID NO.	ADDRESS	CONTACT NO.	EDUCATIONAL LEVEL
Lorna Sheodin	Women and Children	7708300080083	73 Begonin Street, Clearwater Estates, Boksburg	082 745 1976	Grade 12
Eric Olaf Alers	Aged and	4008165130088	6 Eden Retirement	082 577 7227	Grade 12



# APPENDICES

	Disability		Village		
VACANT	Youth	VACANT	VACANT	VACANT	Grade 12
Jacqueline Liston	Education	5411210058086	13 Orion Street, Farramea	083 721 0517	Grade 12
Minnar Alan Graham	Environmental Development	7611305247089	166 Bon Cretion,	082 829 5779	Grade 12
Johannes Jacobus van Zyl	Health and Social Development	7611305247089	9 Coral Ridge, Bonaero Park	828295779	Grade 12
VACANT	Infrastructure Services	VACANT	VACANT	VACANT	VACANT
Vanessa Campbell	Sport, Heritage, Recreation, Arts and Culture	7010250033083	36 Mercury Street, Atlasville	082 977 9014	Grade 12
Pieter le Roux	Economic Development and City Planning	8109185214088	6 Thistle Road, Kempton Park	082 441 8109	Grade 12
Antonio Jorge Damatta	Community Safety	6109305175088	60 Flamboyant Street,	0823 298 9196	Grade 12
<b>WARD 24</b>					
<b>Name of the Councillor</b>	<b>Clr. R. Ntsekhe</b>			<b>071 365 6850</b>	
<b>Name of the CDW</b>	<b>Ngxumza Daluxolo &amp; Pat Makhubela.</b>			<b>079 696 0255</b>	
<b>No. of Disabled</b>	<b>1</b>				
<b>No. of women</b>	<b>1</b>				
<b>No. of Men</b>	<b>7</b>				
<b>No. of Youth</b>	<b>1</b>				
<b>MEMBER NAME &amp; SURNAME</b>	<b>SECTOR</b>	<b>ID NO.</b>	<b>ADDRESS</b>	<b>CONTACT NO.</b>	<b>EDUCATIO NAL LEVEL</b>
VACANT	Women & Children	VACANT	VACANT	VACANT	
Joseph T Carrim	Aged and Disability	6301015316082	3494 Extension 3, Chief Albert Luthuli	072 105 8694	
George B Thabethe	Youth	8409135350085	06 Graskop Street, Crystal Park	072 642 2330	
Ronnie Teleng	Education	5506025109084	5 Jay Road, Fairleads, Benoni	082 444 9750	
Wendy Parente	Environmental Development	4201080031081	Plot 58/1, 7th Road, RAH	072 105 8694	
Phillipus Willem Andries Pretorius	Health & Social Development	4505235032087	Unit 23 Rynpark 7, Struben Street, Rynfiled	082 415 2698	
Lucas M Masango	Infrastructure Services	6805036253082	50 Henschele, Crystal Park	082 767 7237	

# APPENDICES

VACANT	Sport, Heritage, Recreation, Arts & Culture	VACANT	VACANT	VACANT	
Michael Arnoldus Fonternel	Economic & City Development	6206305024082	5 Evans Road, Benoni Small Holdings Farms	083 601 0992	
Bhekani Z Ntshangase	Community Safety	7502025495084	1419 Tlou Street, Chief Albert Lethuli Park	073 181 2886	
<b>WARD 25</b>					
<b>Name of the Councillor</b>	<b>Clr. Makgoba Kgopa</b>			<b>082 821 4769</b>	
<b>Name of the CDW</b>	<b>Sefoka Ally</b>			<b>079 696 0257</b>	
<b>No. of Disabled</b>					
<b>No. of women</b>	<b>5</b>				
<b>No. of Men</b>	<b>5</b>				
<b>No. of Youth</b>					
<b>MEMBER NAME &amp; SURNAME</b>	<b>SECTOR</b>	<b>ID NO.</b>	<b>ADDRESS</b>	<b>CONTACT NO.</b>	<b>EDUCATIO NAL LEVEL</b>
Joseph Mashava	Youth		367 Etwatwa Ext 37	084 043 0273	
Hendrietta Msibi	Women & Children	6904140306082	2936 Ext 37 Mogoba	073 441 9450	Grade 12
Mvezelwa Jacob Mcan	Aged and Disability		2492 Mayfield Ext 5 Etwatwa	076 569 7302	
Peter Piet Mayekiso	Education	6001215916083	2547 Mayfield Ext 5 Etwatwa	083 943 4498	Grade 12
Thabile Mayisela	Health & Social Development		3338 Santon Str Mayfield Ext 5	083 574 3898	
Cynthia Gwamane	Economic Development and City Planning		16188 Mathw Str Daveyton	073 309 6070	
Sifiso Nhleko	Community Safe		16078 Sinaba Str Daveyton	082 299 9459	
Emily Modise	Infrastructure Service		1202 Ext 37 Mogoba	073 731 7755	
Vusi Walter Mashinini	Sports, Heritage, Recreation, Arts and Culture		16091 Phosa Str	072 222 6737	
Kuki Theko	Environmental Development		1210 Etwatwa Ext 37	078 705 2637	
<b>WARD 26</b>					
<b>Name of the Councillor</b>	<b>Clr. Nolwazi Tati</b>				

# APPENDICES

Name of the CDW	Chiloane Joseph			079 696 0258	
No. of Disabled					
No. of women	6				
No. of Men	4				
No. of Youth					
MEMBER NAME & SURNAME	SECTOR	ID NO.	ADDRESS	CONTACT NO.	EDUCATIONAL LEVEL
Maphori Sebeshe	Youth		24033 Enfuleni Str	071 445 0904	
Khanyisile Ester Machi	Women & Children		34405 Bacellona Ext 34	084 997 9480	
Nokuthula Johannah Skosana	Aged and Disability	5903090599085	3957 Bacellona Ext 34	083 940 6373	
Jabulani Mahlobo	Education	5810165382083	3988 Bacellona Ext 34	071 924 6680	Grade 10
Nombango Martha Nkosi	Health & Social Development	7311080889086	33096 Bacellona Ext 34	078 617 1966	Grade 12
Nozibele Miya	Economic Development	6101130473085	34825 Bacellona Ext 34	079 283 3154	Grade 11
Bafana Ntjebe	Community Safety	8707226118083	32903 Bcellona Ext 34	078 921 0345	Grade 11
Mjubi Jacob Mhlanga	Infrastructure Services	4706265658086	34209 Bacellona Ext 34	084 092 0487	
Mmakoma Lydia Sekgobela	Sports, Heritage, Recreation, Arts and Culture	680303030679089	33067 Bacellona Ext 34	079 751 0878	Grade 12
Sydney Rakganya	Environmental Development		33525 Bacellona Ext 34	084 941 6636	
WARD 27					
Name of the Councillor	Clr. G. Kriek			082 920 1714	
Name of the CDW	VACANT				
No. of Disabled	0				
No. of women	2				
No. of Men	7				
No. of Youth	1				
MEMBER NAME & SURNAME	SECTOR	ID NO.	ADDRESS	CONTACT NO.	EDUCATIONAL LEVEL
Renae Dekker	Women and Children	5105260081080	3 Innisbrook Mews, Rynfield Benono	072 290 8020	Grade 12
Roger Cooper	Aged and Disability	6501255043086	84 Hanekom Street, Northmead Extension 4	082 321 8885	Grade 12

# APPENDICES

Menno Bosch	Youth	6707305012084	20 Southy Road, Rarrarmere Benoni	083 564 6707	Diploma
Patrick Arentsen	Education	5908255083080	5 Meyer Street, Rynfield, Benoni	011 849 4227	Grade 12
Desmond Boyle	Environmental Development	3607255009085	39 Kosmos Street, Northmead Ext 4	011 849 2226	Grade 12
Collin Maudsley	Health and Social Development	4409085121084	39 Mathers Street, Rynfield Benoni	084 517 7975	Grade 12
Hendrika (Henny) Kriek	Infrastructure Services	4701090040089	40 Windermere Drive, Farrarmere, Benoni	072 228 9056	Grade 12
Edward James Jarvis	Sport, Heritage, Recreation, Arts and Culture	4410165032084	24 Woodmere Crescent, Farrarmere Benoni	082 900 9200	Grade 12
Jacobus Albertus Bierman	Economic Development and City Planning	6304205127087	89 Six Street, Northmead	083 229 9390	Grade 12
Geoffrey Ridyard	Community Safety	4101095035087	37, 13th Avenue Nothmead, Benoryn 1504	011 849 5508	Grade 12
<b>WARD 28</b>					
<b>Name of the Councillor</b>	<b>Clr. Mary Goby</b>	-	-	<b>082 679 7109</b>	
<b>Name of the CDW</b>	<b>Gidane Thandiwe</b>	-	-	<b>079 696 0261</b>	
<b>No. of Disabled</b>	-	-	-	-	
<b>No. of women</b>	<b>6</b>	-	-	-	
<b>No. of Men</b>	<b>4</b>	-	-	-	
<b>No. of Youth</b>	-	-	-	-	
<b>MEMBER NAME &amp; SURNAME</b>	<b>SECTOR</b>	<b>ID NO.</b>	<b>ADDRESS</b>	<b>CONTACT NO.</b>	<b>EDUCATIO NAL LEVEL</b>
Khaba Lungile	Youth	9004215372080	8 Petro Close Str, Farramere Gardens, Benoni, 1501	079 863 2760	Grade 12
Marilyn Drummond	Women and Children	4405100091088	7A Surrey Str, Western Ext., Benoni, 1516	084 254 9036	
Andreas Oosthuizen	Infrastructure Services		94 Windermere Drive, Farrarmere, Benoni, 1501	083 609 0450 (011) 849 8562)	
Innocentia Mdululi	Aged and Disability		16A Staamvrug Str, Farramere Gardens, Benoni, 1501	072 976 2202	
Petronella Aletta Middleton	Health and Social	6307010082082	174 Elston Avenue, Western	078 764 0862	Grade 10

# APPENDICES

	Development		Ext., Benoni, 1501		
Paraskevi de Roland-Phillips	Economic Development and City Planning	5102130037087	149 Newslands Ave., Western ext., Benoni	011 845 2496	Higher Education Teaching Diploma
Derek Morris	Community Safety	6005095079086	198 Kemston ave., Western Ext, Benoni, 1501	082 8850 5571	Grade 12
Cecilia Teresa Morris	Environmental Development	6610310121082	198 Kemston Ave., Western Ext, Benoni, 1501	084 871 5243	Grade 12
Penny Peck	Education		147 Victoria Ave., Western Ext., Benoni, 1501	082 612 6904 (011) 421 7237	
Mohamed Sibda	Sports, Heritage, Recreation, Arts and Culture		12 Van Der Stel Rd., Alphen Park, Benoni, 1516	082 7509 090 (011) 422 1753	
WARD 29					
Name of the Councillor	Clr. I. Loonat	-	-	082 560 8293	
Name of the CDW	Maisela Cecilia	-	-	079 696 0262	
No. of Disabled		-	-	-	
No. of women		-	-	-	
No. of Men		-	-	-	
No. of Youth		-	-	-	
MEMBER NAME & SURNAME	SECTOR	ID NO.	ADDRESS	CONTACT NO.	EDUCATIONAL LEVEL
Sarisja Cotoo	Youth		1808 Parow Str., Actonville, Benoni	0767807082 (011) 8236572	
Charmaine Vilane	Women and Children	7511230406083	70 Dlomo Str., Wattville, Benoni, 1501	072 681 8534	Grade 11
Thembinkosi A. Butelezi	Infrastructure Services		Block 2, Room 369, Wattville Hostel, Benoni, 1501	072 649 0744	Grade 10
Ashmal-Mayet Dawood	Aged and Disability	4704195099083	1482 Mayet Drive, Actonville, Benoni (P.O. BOX 391, BENONI, 1500)	073 359 2851	Grade 12
Madoda K. Mnisi	Health and Social Development	7404045937080	436 Chume Str., Wattville, Benoni, 1501	083 745 4893	Diploma (Trigolosist)
Timothy Masoeu	Economic Development and City Planning	4605195510088	435 Boloji Str., Wattville, Benoni, 1516	073 706 8011 (011) 741 3800	Grade 11

# APPENDICES

Shabier Ahmed Jalal	Community Safety		1813 Parow Str. Actonville, Ext 5, Benoni, 1516	082 447 5388	
Rhona Singh	Environmental Development		12 Flora Court, Actonville, Benoni, 1501	083 773 3211	
Fanyana R. Maluleka	Education		457 Baloyi Str., Wattville, Benoni 1501	079 079 6431	
Farouk Jallal	Sport,Heritage,R Arts and Culture	7201165052082	1159 Moddley Str., Actonville, Benoni (P.O.BOX 18052, ACTONVILLE)	082 376 5678 (011) 421 9114	Grade 12
WARD 30					
Name of the Councillor	Clr. S. Sibiya			073 325 6646	
Name of the CDW	Koto Ntsikelelo			079 696 0263	
No. of Disabled					
No. of women	3				
No. of Men	7				
No. of Youth					
MEMBER NAME & SURNAME	SECTOR	ID NO.	ADDRESS	CONTACT NO.	EDUCATIO NAL LEVEL
Lebohang L. Nkoana	Youth	9101195350084	1712 Zitha Street, Wattville, Benoni, 1516	072 874 9494	Grade 12
Mpho Mapaila	Women & Children	8109300841088	866 Nkosi Street, Wattville, Benoni, 1516	083 727 1494 (011)748 5900	Grade 11
Zongezile Qweta	Infrastructure Services	7601027009081	3577 Benxa Street, Wattville	082 973 9356	Grade 11
Pokie A. Mashego	Aged & Disability	4810030594087	1186 Rampete Street, Wattville, Benoni, 1516	074 239 0958	Grade 9
Vusumzi L. Mdwaba	Health & Social Development	840413575108	3774 Nkosi Street, Wattville, Benoni	076 4014 785 (011) 897 5600	Grade 12
Patrick Mohlodi	Economic Development & City Planning	7208205375084	3734 Tame Street, Wattville, Benoni, 1516	071 4195 094	Grade 11
Bonginkosi P. Sibeko	Community Safety		2405 Serema Street, Wattville, Benoni, 1516	074 436 2445	
Wonder Mbokazi	Environmental Development	7904085856082	220 Elomtheni Informal, Settlement, Wattville, 1516	073 7334 702	Grade 12
Getrude Lata	Education	6702180407087	931 Dhlomo Street, Wattville	083 420 6583	Grade 12

# APPENDICES

Ranyana Kenny	Sports, Heritage, Recreation, Arts & Culture	73012155880083	746 Jabuvu Street, Wattville, Benoni, 1516	072 778 6655	Grade 12
WARD 31					
Name of the Councillor	Clr. S. Le Roux (074 179 7001)	-	-	-	
Name of the CDW		-	-	-	
No. of Disabled	1	-	-	-	
No. of women	3	-	-	-	
No. of Men	7	-	-	-	
No. of Youth		-	-	-	
MEMBER NAME & SURNAME	SECTOR	ID NO.	ADDRESS	CONTACT NO.	EDUCATIO NAL LEVEL
Confidence Zungu	Woman and Children	9007220316083	2806 Xaba Street Wattville	071 485 1790	Grade 12
Bantu Samuel Mashile	Youth	8412028998088	220 Louis Street Tamboville	082 751 6335	Degree (B.Com)
David N. Hlongwane	Aged and Disability		2763 Xaba Street wattville	076 892 4485	
Petrus Saayman	Infrastructure Services		12 Tweedy Road Dalpark Ext 1	083 390 8589	Grade 11
Angela Andrews	Education		6 Byron Road Dalpark Ext 9	082 901 8646	
Gills Louis Khumalo	Environmental Development	4810185599089	335 Abie Nyalunga	084 384 8001	Grade 12
Mokheseng Ntsane	Sports, Heritage, Recreation, Arts and Culture	6711285467086	5 Dikbas Crescent Dalpark Ext 6	084 356 4257	Diploma (Music)
Zakele Fanure Masina	Community Safety		2616 Malele Street Wattville	Not Available	
Effort Funile Siko	Economic Development and City Planning	7007076242088	55 Van Dyk Park ERPM Mines Boksburg	083 218 3589	
Lefu Johannes Dhamini	Health and Social Development		27 Van Dyk Park Mine House Boksburg	084 397 0795	
WARD 32					
Name of the Councillor	ClrJ. A. Hendricks	-	-	082 518 4393	
Name of the CDW	Hilda Koto	-	-	079 696 0267	
No. of Disabled		-	-	-	
No. of women	7	-	-	-	



# APPENDICES

No. of Men	3	-	-	-	
No. of Youth		-	-	-	
MEMBER NAME & SURNAME	SECTOR	ID NO.	ADDRESS	CONTACT NO.	EDUCATIONAL LEVEL
Keith Ellis Ferguson	Women & Children		17 Van Dan Heever Circle	083 459 5156	
Alison Ferguson	Aged & Disability		17 Van Den Heever Circle	083 449 4398	
Aimee Black	Youth		12 Robinson Avenue	082 903 3445	
Roger Mark Loringe	Education		Kruger Street , St Dominic's School	073 374 1059	
Theresa Ruth Uren	Environmental Development		53 Northridge Avenue	083 701 9074	
AlethaFredrika Black	Heath & Social Development		5 Voortrekker Street, Boksburg	082 445 4790	
Carel Prinsloo	Infrastructure Services		18 Kirsch Street, Parkrand	083 701 9355	
Pamela Beck	Sport, Heritage, Recreation, Arts and Culture		37 Manson Street,	084 504 0540	
Derek Harry Fox	Economic Development and City Planning		54 White Street, Parkdene	082 886 0651	
Wendy Skeens	Community Safety		20 Bert Lacey Drive	083 378 4882	
WARD 33					
Name of the Councillor	ClrH. D. Coke	-	-	083 362 9406	
Name of the CDW	Funeka Mthembu	-	-	079 696 0269	
No. of Disabled		-	-	-	
No. of women	6	-	-	-	
No. of Men	4	-	-	-	
No. of Youth		-	-	-	
MEMBER NAME & SURNAME	SECTOR	ID NO.	ADDRESS	CONTACT NO.	EDUCATIONAL LEVEL
Yvette Blomstrand	Women & Children		58 Scholtz Street, Witfield	079 757 8445	
Ngcaciso Clarence Ntikinca	Aged & Disability		T142 comet Village	082 209 2445	
Fernando Alves	Youth		32 Knights Road, Witfield	082 806 3220	
Marylyn Burns	Education		34 Abrahamson Street, Witfield	083 751 4295	

# APPENDICES

Ashely Theresa Rutherford	Environmental Development		5 Edwards Street, Witfield	082 816 6355	
Annah Mpho Damon's	Heath & Social Development		F121 Angelo Informal Settlement	073 346 3788	
LinetMunyai	Infrastructure Services		108 Delmore Squatter Camp	084 391 5092	
Graeme Hurly	Sport, Heritage, Recreation, Arts and Culture		25 Sharon Road, Witfield	082 741 0683	
Jerry Africa Masilela	Economic Development and City Planning		C460 Angelo Informal Settlement	076 147 4194	
Selina Selepe-Mokayane	Community Safety		100 New Married Quarters , Comet	082 973 9042	
<b>WARD 34</b>					
<b>Name of the Councillor</b>	<b>Clr C.R Crawford</b>			<b>082 871 8131</b>	
<b>Name of the CDW</b>	<b>Catherine Ruiters</b>			<b>079 696 0270</b>	
<b>No. of Disabled</b>	<b>1</b>				
<b>No. of women</b>	<b>5</b>				
<b>No. of Men</b>	<b>5</b>				
<b>No. of Youth</b>					
<b>MEMBER NAME &amp; SURNAME</b>	<b>SECTOR</b>	<b>ID NO.</b>	<b>ADDRESS</b>	<b>CONTACT NO.</b>	<b>EDUCATIONAL LEVEL</b>
Denede Irene Wesley	Women & Children		717 Erica Street, Reiger Park	082 748 8010	
Vernie Koemalo	Age & Disability		31 Regent Street, Reiger Park	084 528 7718	
Odette Constance Baiker	Youth		6 Snoek Street, Reiger Park	073 484 7954	
Robert Ivan Peterson	Education		Flat 1 N07, Reiger Park	073 615 1188	
Ntombikhona Nogwanya	Environmental Development		30 A Joe Slovo Informal Settlement	073 287 9942	
Rasheeda Chali	Health & Social Development		Flat J18, Reiger Park	083 393 0807	
Ricahard Joseph Huber	Infrastrure Services		Flat E 13, Reiger Park	083 979 8016	
Benjamin Volmink	Sport, Heritage, Recreation, Arts & Culture		411 Manvell Flex Street, Reiger Park	083 963 5384	
Eddie Nieklaas Fick	Ecomonic Development		916 Kringboom Street, Reiger Park	084 985 3955	

# APPENDICES

	& City Planning				
Esther Lenkoane	Community Safety		35 Joe Slovo Informal Settlement	073 473 2252	
WARD 35					
Name of the Councillor	Clr M. Xabakambana	-	-	078 227 3246	
Name of the CDW	Ramashu Mmakwena	-	-	079 696 0272	
No. of Disabled		-	-	-	
No. of women	4	-	-	-	
No. of Men	6	-	-	-	
No. of Youth		-	-	-	
MEMBER NAME & SURNAME	SECTOR	ID NO.	ADDRESS	CONTACT NO.	EDUCATIONAL LEVEL
Elizabethe V Dolwana	Women & Children	6912252656087	A 265 Malgaan Street, Dukatole, Germiston	072 219 4642	Grade 11
Maesela D Ramohlale	Aged & Disability	6212215476081	2234 Tongazi Street, Ext 9, Germiston	084 627 6713	Grade 12
Moosa Mkhonto	Youth	8304235673082	2710 Tongazi Street, EXT 9, Germiston	072 561 8971	Grade 12
Menzi K.C Ndebele	Education		12 Kelkiewyn Street, Tedostonville, Germiston	011 606 2063/ 072 864 2565	
Victor S. Sibambame	Environmental Development	7002065478082	971 Malgaan Street, Dukatole, Germiston	084 048 2502	Grade 11
Noxolo Nombanga	Infrastructure Services	7512230868082	951 Sampson Street, Dukatole, Germiston	082 256 7782	Grade 12
Oupa J. Tshabalala	Sport, Heritage, Recreation, Arts & Culture	6511095640082	806 Dukatole, Germiston	073 150 1856	Grade 12
Malifu S. Motahana	Economic Development & City Planning		113 Selane Street, Dukatole, Germiston	079 660 6194	
Paulus Dishobane	Community Safety		2461 Mfula Street, Ext 9 Germiston	078 844 2243	
WARD 36					
Name of the Councillor	Clr C. Swanepol	-	-	082 377 3401	
Name of the CDW	Gauta Nkutha	-	-	079 696 0275	

# APPENDICES

No. of Disabled		-	-	-	
No. of women	5	-	-	-	
No. of Men	2	-	-	-	
No. of Youth		-	-	-	
MEMBER NAME & SURNAME	SECTOR	ID NO.	ADDRESS	CONTACT NO.	EDUCATIONAL LEVEL
Price Elaine	Women & Children		14 Newbury, Verwoerd Park, Germiston	011 902 4305	
Greyvnestein Marie Catherine	Aged & Disability	4105220050085	1 Charlouis, Summerlanfields, Verwoed Park, Germiston	011 902 4305/ 073 186 7426	Grade 12
VACANT	YOUTH				
Garland Hilary	Education	4707240122081	6 Barric Grill Street, Lambton, Germiston	011 827 9963	Grade 12
Visser Michael Peter	Environmental Development	6101085238087	63 Cachet Road, Lambton, Germiston	011 827 3270	
Hipkin Atwick Pinnix	Infrastructure Services		20 Park hill Road, Lambton, Germiston	011 827 0762	
Pretorius Patricia Anne	Health & Social Development	4601190029083	29 First Avenue, Lambton, Germiston	011 827 1382	
VACANT	Sport, Heritage, Recreation, Arts & Culture				
Murder Maria	Economic Development & City Planning	5311170108084	Exodus Street	082 874 8282	Diploma
VACANT	Community Safety				
WARD 37					
Name of the Councillor	Clr B. Haipel	-	-	082 454 6956	
Name of the CDW	VACANT	-	-	-	
No. of Disabled	1	-	-	-	
No. of women	7	-	-	-	
No. of Men	3	-	-	-	
No. of Youth		-	-	-	
MEMBER NAME & SURNAME	SECTOR	ID NO.	ADDRESS	CONTACT NO.	EDUCATIONAL LEVEL
Elmarie Kennedy	Women &		43 First Avenue,	083 367 5843	

# APPENDICES

	Children		Alberton North		
Jacobus Gustavus Pelser	Aged & Disability		3Regency Gardens, 20 Fore Street, New Redruth, Alberton	082 802 1123	
Julia Carole Serrao	Youth		13 Laquenita Close, Verwoerd Park, Alberton	084 249 0596	
Samantha Jane Van Nispen	Health & Social Development		36 Newberry Crescent, Verwoerd Park, Alberton	082 885 6569	
Cornelia Rudman	Environmental Development	7602110073080	8 Braun Avenue, Verwoerd Park, Alberton	073 777 5688	Grade 12
Helena Hester Gerber	Education		65 Philip Street, Verwoerd Park, Alberton	082 567 7373	
Wynand Sarel Van Nispen	Infrastructure Services		36 Newberry Crescent, Alberton	082 465 3839	
Beverley Ann Small	Sport, Heritage, Recreation, Arts and Culture		52 Eighth Avenue, Alberton North, Alberton	083 379 6247	
Maria Joe Coetzee	Economic Development and City Planning		20 Elizabeth Eybers Street, Randhart, Alberton	082 460 4287	
David John Burt	Community Safety	5402035138083	17 Telawarren Street, New Red Ruth	082 880 0025	Grade 12
<b>WARD 38</b>					
<b>Name of the Councillor</b>	<b>Clr E. Visser (082 572 1462)</b>		<b>estellev@absamail.co.za</b>		
<b>Name of the CDW</b>	<b>Nthabiseng Qhinebe</b>				
<b>No. of Disabled</b>					
<b>No. of women</b>	<b>4</b>				
<b>No. of Men</b>	<b>4</b>				
<b>No. of Youth</b>					
<b>MEMBER NAME &amp; SURNAME</b>	<b>SECTOR</b>	<b>ID NO.</b>	<b>ADDRESS</b>	<b>CONTACT NO.</b>	<b>EDUCATIONAL LEVEL</b>
Marie Martha Willemse	Women and Children		65 Jackson Street, Brackenhurst, Alberton	084 700 7279	
Trudy Webb	Aged and Disability	<b>5102060023081</b>	41 Vaal Road, Brackendowns, Alberton	011 868 2835	Grade 12

# APPENDICES

Werner W.C Teubes	Youth		17 Winniepeg Street, Raceview, Alberton	082 433 1767	
Johannes Andries Greyling	Education	6406215066088	29 Pendoring Street, Brackendowns, Alberton	011 867 1847	Degree
Maureen Ann Ansett	Environmental Development	4404110023082	43 Renonkel Street, Brackenhurst Ext 2, Alberton	082 454 6794	
Yvonne June Deetlefs	Health and Social Development		18 Kremetart Street, Brackendowns, Alberton	082 377 4309	
Danie Harmse	Infrastructure Services	7210135103081	7 Ivy Street, Bracken Gardens, Alberton	083 297 6761	
Michiel Johannes Jacobs	Sport, Heritage, Recreation, Arts & Culture	5801215076080	23 Canna Street, Brackenhurst, Alberton	083 455 8535	Degree
Cornelius Corne Bornman	Economic Development and City Planning	7609095101086	40 Webb Street, Brackenhurst, Alberton	011 867 0404	Diploma
Gavin James Schutte	Community Safety	6303235028083	8 Seligna Street, Brackendowns, Alberton	082 887 4074	Diploma
WARD 39					
Name of the Councillor	Clr M. Van Niekerk Kriek	-	-	082 372 3243	
Name of the CDW	Jane Sibiya	-	-	079 696 0278	
No. of Disabled	-	-	-	-	
No. of women	3	-	-	-	
No. of Men	7	-	-	-	
No. of Youth	-	-	-	-	
MEMBER NAME & SURNAME	SECTOR	ID NO.	ADDRESS	CONTACT NO.	EDUCATIONAL LEVEL
Cikizwa Kali	Women and Children	7306100961089	3023 Cucumber Street, Ronderbult Ext 3, Germiston	076 905 1783	Grade 11
Gladness Dlamini	Aged and Disability		11 Anna- Street, Lambton, Germiston	011-824 5045	
Keabetso Khosi Puso	Youth		9 Camberley Radom, Dinwiddie, Germiston	076 438 0409	
Mathews Tyabekana	Education	7001135843085	571 Assegai Street, Ronderbult,	073 906 9457	Grade 11

# APPENDICES

			Germiston		
HervenCoenen	Environmental Development		28 Sunstone Road, Albermarle, Germiston	082 455 1332	
Lindiwe Tshabalala	Health and Social Development		24 Vauchy Street, Dinwiddie, Germiston	011 869 7603	
John Kupula Banda	Infrastructure Services		5 Machine Road, Elsburg, Germiston	011 902 7172	
SarelHendrick Naude	Sport, Heritage, Recreation, Arts and Culture		62 Haarden Street, Estera, Germiston	082 936 6381	
Fezile Notununu	Economic Development and City Planning	730306646100	29 Engelwood Street, Klipportjie Park, Germiston	011 827 6563	Masters (Science)
Rupert Retief	Community Safety	3411015015080	46 Frank Street, Lambton, Germiston	082 454 6854	
WARD 40					
Name of the Councillor	Clr K. Maluleke	-	-	082 494 4219	
Name of the CDW	Samuel Tshabalala	-	-	079 696 0279	
No. of Disabled		-	-	-	
No. of women	5	-	-	-	
No. of Men	5	-	-	-	
No. of Youth		-	-	-	
MEMBER NAME & SURNAME	SECTOR	ID NO.	ADDRESS	CONTACT NO.	EDUCATIONAL LEVEL
Nompumelelo Zondo	Women and Children	6506060761087	638 Phase B, Buhle Park, Germiston	079 090 9419	Grade 12
Sibongile Hlongwana	Aged and Disability	7802141107088	7341 Roodekop, Ext 31, Germiston	079 708 7337	Grade 11
Onwaba Qwabe	Youth		1146 Goronyane Crescent, Spruitview, Germiston	011 866 9530	
Winnie Ramadiro	Education	5707200844087	2134 Hatting Street, Spruitview, Germiston	079 053 6634	Degree (B Tech)
Sipho Mente	Environmental Development	5510055675089	11 Steenbok Avenue, Leondale, Germiston	011 866 8700	Diploma
Busisiwe Mazibuko	Health and Social Development	8005040325087	8510 Motloun Section, Katlehong,	086 567 5252	Grade 11



# APPENDICES

			Germiston		
Themba Mavatha	Infrastructure Services	5311245641085	580 Hare Street, Buhle Park, Germiston	084 675 9351	Grade 12
Mpendulo Mayeza	Sport, Heritage, Recreation, Arts and Culture		16 Hartebeest Avenue, Leondale, Germiston	074 852 1342	
Lebohang Nchoela	Economic Development and City Planning	88021245775088	822 Phase 2, Buhle Park, Germiston	076 545 4062	
Thulani Sangweni	Community Safety	7011205299084	6984 Dipholong Crescent, Roodekop, Ext 31, Germiston	011 865 2831	Grade 12
WARD 41					
Name of the Councillor	CirM.Msweli	-	-		
Name of the CDW	Khonjiwe Nogaga	-	-	079 696 0281	
No. of Disabled		-	-		
No. of women	6	-	-		
No. of Men	4	-	-		
No. of Youth		-	-		
MEMBER NAME & SURNAME	SECTOR	ID NO.	ADDRESS	CONTACT NO.	EDUCATIONAL LEVEL
Bukiwe V Nkatula	Women and Children	6409050889085	1894 Ronderbult, Ext 2, Germiston	011 864 3500	Grade 12
Menzi P Mavuso	Aged and Disability		383 TlotloCrescent, Spruitview, Germiston	083 995 0285	
Nolufefe Mbunjana	Youth		1267 Ronderbult, Ext 2, Germiston	011 866 7810	
Sibongile T Msimang	Education	5703110814088	435 J Tloti Crescent, Spruitview, Germiston	082 717 6248	
Nozuko T Simayile	Environmental Development		37/4171 Roodekop, Ext 21, Germiston	074 436 2246	
Alice Moloto	Health and Social Development	5702170763086	437 J Tloti Crescent, Spruitview, Germiston	084 764 0125	Degree
Siyabonga B Mbatha	Infrastructure Services	7904305003085	4317 Luthando Street, Roodekop, Ext 21, Germiston	011 866 7314	
Sabata B Ngqukuvana	Sport,	8809046092082	2091 Ronderbult,	082 561 4417	Grade 12

# APPENDICES

	Heritage, Recreation, Arts and Culture		Ext 2, Germiston		
Mxolisi J Ntombela	Economic Development and City Planning	7501285792081	2493 Ronderbult, Ext 2, Germiston	073 120 0388	N5 Certificate (National)
<b>WARD 42</b>					
<b>Name of the Councillor</b>	<b>Clr P Morake</b>	-	-	<b>083 769 0278</b>	
<b>Name of the CDW</b>	<b>Benedicta Ramosie</b>	-	-	<b>079 696 0283</b>	
<b>No. of Disabled</b>		-	-		
<b>No. of women</b>		-	-		
<b>No. of Men</b>	<b>10</b>	-	-		
<b>No. of Youth</b>		-	-		
<b>MEMBER NAME &amp; SURNAME</b>	<b>SECTOR</b>	<b>ID NO.</b>	<b>ADDRESS</b>	<b>CONTACT NO.</b>	<b>EDUCATIO NAL LEVEL</b>
VACANT	Women & Children				
MzwandileBaliwe	Aged &Disability		A116 Road Reserve, Ramaphosa	078 884 3667	
JaphtarMonepya	Youth		D368 Road Reserve, Ramaposa	072 718 4818	
Isaac Makhalanyane	Education		2112 Thekwane Street, Ramaphosa	078 294 6559	
Simon Dubazana	Environmental Development		2335 Ihobe Street, Ramaphosa	071 481 4162	
TebohoTietleMaake	Heath & Social Development		14 Thababosilu Street, Graceland	073 992 8729	
Kalton Kunene	Infrastructure Services		2648 Idada Street, Ramaphosa	078 564 2868	
Ben Mnyanke	Sport, Heritage, Recreation, Arts and Culture		1450 Graceland Ext 1	072 723 3591	
Johannes Ramaropene	Economic Development and City Planning		B1502 Road Reserve, Ramaphosa	079 373 8603	
George Mash Dube	Community Safety		1451 Graceland Ext1	083 313 1381	
<b>WARD 43</b>					
<b>Name of the Councillor</b>	<b>Clr B.Reid</b>	-	-	<b>083 425 4250</b>	
<b>Name of the CDW</b>	<b>Onica</b>	-	-	<b>079 696 0285</b>	

# APPENDICES

	<b>Mamabolo</b>				
<b>No. of Disabled</b>		-	-		
<b>No. of women</b>	<b>5</b>	-	-		
<b>No. of Men</b>	<b>5</b>	-	-		
<b>No. of Youth</b>		-	-		
<b>MEMBER NAME &amp; SURNAME</b>	<b>SECTOR</b>	<b>ID NO.</b>	<b>ADDRESS</b>	<b>CONTACT NO.</b>	<b>EDUCATIONAL LEVEL</b>
Constance Masanabo	Women & Children		1 Rooibok Street,Dawn Park	072 329 5235	
Duduzile Elizabeth Motaung	Aged & Disability		91 Lancelot Street, Dawn Park	076 897 4836	
Ruhan Robinson	Youth		18 Weavers, Sunward Park	079 816 1515	
VACANT	Education				
Michael John Mason	Environmental Development		45 Cresta Road, Sunward Park	082 806 9840	
LaurettaThembekileShembe	Health & Social Development		7 Mazda Street,Dawn Park	072 246 5838	
SiphoVilakazi	Infrastructure Services		4 Hakea Cresent, Dawn Park	076 965 7965	
Kutlwano Moshatane	Sport, Heritage, Arts & Culture		65 South Boundary, Dawn Park	071 281 5640	
Rozanne Steward	Economic Development & City Planning		2 Sable Street, Dawn Park	082 888 9353	
VACANT	Community Safety				
<b>WARD 44</b>					
<b>Name of the Councillor</b>	<b>Clr S. M. M. Mohoaladi</b>	-	-	<b>076 698 5344</b>	
<b>Name of the CDW</b>	<b>Alfred Sibanyoni</b>	-	-	<b>079 696 0286</b>	
<b>No. of Disabled</b>		-	-		
<b>No. of women</b>	<b>4</b>	-	-		
<b>No. of Men</b>	<b>6</b>	-	-		
<b>No. of Youth</b>		-	-		
<b>MEMBER NAME &amp; SURNAME</b>	<b>SECTOR</b>	<b>ID NO.</b>	<b>ADDRESS</b>	<b>CONTACT NO.</b>	<b>EDUCATIONAL LEVEL</b>
Agness More Banda	Women and Children	6303150725085	1345 Dladla Street, Vosloorus	072 615 3149	<b>Grade 11</b>
Samuel Maruping	Aged and Disability	6609275499081	814 Seabe Road, Vosloorus	079 152 4757	<b>Grade 12</b>
Sibongile Mdlalose	Youth	851180371088	219 Monomane	073 518 4100	<b>Diploma</b>

# APPENDICES

			Street, Vosloorus		
Alfred Mokoena	Education		1350 MC Botha Road, Vosloorus	072 108 6870	
Alfred Moseneke	Environmental Development	570116523086	A025 Vlaakplaas, Vosloorus	082 674 7204	Grade 8
Shirly Kgaditsi	Health and Social Development	6509180435087	12581 Thekwane Street, Vosloorus	072 170 8301	Grade 11
Solomon Mokoena	Infrastructure Services	7305155627082	663 Mohlala Road, Vosloorus	082 481 0156	Grade 12
Lydia Matlaisane	Sport, Heritage, Recreation, Arts and Culture	7707140220081	317 Chere Street, Vosloorus	073 587 0307	Grade 11
Rangata Elphas	Economic Development and City Planning	6106055421084	1290 Dladla Street, Vosloorus	071 082 8798	Grade 12
PhindileSimelane	Community Safety	8904070461087	2736 Mokhehle Street, Vosloorus	073 372 4459	Grade 12
WARD 45					
Name of the Councillor	Cllr S. Malope	-	-	078 258 2839	
Name of the CDW	Lusanda Panya	-	-	079 696 0287	
No. of Disabled		-	-		
No. of women	6	-	-		
No. of Men	4	-	-		
No. of Youth		-	-		
MEMBER NAME & SURNAME	SECTOR	ID NO.	ADDRESS	CONTACT NO.	EDUCATIONAL LEVEL
Dibete Maphuti	Women and Children		124, Ext 5, Somalia Park, Vosloorus	073 994 8674	Grade 11
Motsuane Meriam	Aged and Disability	7903050647088	1616 Zone 6, Somalia Park, Vosloorus	078 785 6151	Grade 11
Dire Lehlohonolo	Youth	820312	16681 Seinole Street, Vosloorus	073 403 6746	Grade 12
Moshoeshe Moses	Education	4704185475087	121 Primrose Street, Villa Liza	083 475 0669	Grade 10
Mkhize Lawrence	Environmental Development	8605305927087	629 Ikobe Street, Somalia Park, Vosloorus		Grade 12
Mabuela Kate	Health and Social Development	6403160379087	17730 Umdlebe Street, Vosloorus	078 957 4233	Grade 9
Zibani Sibongile	Infrastructure Services	7909230895083	3195 Gotso Street, Villa Liza	073 819 7960	NQF Level 4

# APPENDICES

Skosana Thoko	Sport, Heritage, Recreation, Arts and Culture	6602260410086	29 Kangaroo Street, Villa Liza	073 510 8699	Grade 12
Shembe Peter	Economic Development and City Planning		10394 Sefofane Street, Vosloorus	076 397 3518	
Ramathata Itumeleng	Community Safety	7011155726086	829 Phakoe Street, Vosloorus	071 770 9379	Grade 11
<b>WARD 46</b>					
<b>Name of the Councillor</b>	<b>Cllr N. S. Nonyana</b>			<b>083 498 2212</b>	
<b>Name of the CDW</b>	<b>VACANT</b>				
<b>No. of Disabled</b>					
<b>No. of women</b>	<b>4</b>				
<b>No. of Men</b>	<b>6</b>				
<b>No. of Youth</b>					
<b>MEMBER NAME &amp; SURNAME</b>	<b>SECTOR</b>	<b>ID NO.</b>	<b>ADDRESS</b>	<b>CONTACT NO.</b>	<b>EDUCATIONAL LEVEL</b>
NomvulaSihlali	Women and Children	<b>62010508033087</b>	179 Nguni Street, Vosloorus		<b>Grade 10</b>
Jemina Radebe	Aged and Disability	<b>5201040405085</b>	440 Dikgwading Street, Vosloorus	078 901 5807	<b>Grade 10</b>
Thabo Mkhwanazi	Youth	<b>8317106025086</b>	322 Ndlangisa Street, Vosloorus	078 691 3948	<b>Grade 11</b>
Walter Maqungo	Education	<b>4604085486087</b>	2048 Moagi Street, Vosloorus	072 567 6538	<b>National Diploma</b>
Mosamo Dineo Sibeko	Environmental Development	<b>7202280446084</b>	1601 Lefatola Street, Vosloorus	011 906 3817	<b>Grade 11</b>
Angie Nkone	Health and Social Development	<b>5806270838084</b>	1057 Ntjakaja Street, Vosloorus	078 443 8231	<b>Grade 8</b>
Tebogo Vincent Ketsekele	Infrastructure Services	<b>6903225467082</b>	16439 Ikhaya Street, Vosloorus	011 743 2725	<b>Grade 12</b>
MoyoLebohang Innocent	Sport, Heritage, Recreation, Arts and Culture	<b>8311045309088</b>	1339 Maluleke Street, Vosloorus	078 449 5331	<b>Grade 12</b>
DubeDudu	Economic Development and City Planning		2590 Mathobela Street, Vosloorus	078 669 0045	
Nene Caiphus	Community Safety	<b>46044085318082</b>	4017 Manikwane Street, Vosloorus	076 948 6580	

# APPENDICES

WARD 47					
Name of the Councillor	Cllr R. Maraqana	-	-	072 933 5738	
Name of the CDW	Hloni	-	-	079 696 0289	
No. of Disabled		-	-		
No. of women	2	-	-		
No. of Men	8	-	-		
No. of Youth		-	-		
MEMBER NAME & SURNAME	SECTOR	ID NO.	ADDRESS	CONTACT NO.	EDUCATIONAL LEVEL
AlettaMabotja	Women and Children	7402120664082	8 Cintso Street, Vosloorus	078 306 4876	Grade 11
Mpho Mphako	Aged and Disability	5212245484080	703 Mgilingo Street, Vosloorus	083 467 6565	Grade 12
Vusumuzi Masondo	Youth	7902125716084	542 Imbila Street, Vosloorus	073 809 2070	Grade 10
KagisoMaako	Education	7811115689088	3201 Ndungwane Street, Vosloorus	073 811 9802	Grade 12
Benjamin Thame	Environmental Development	6303085364083	1711 Mathiba Street, Vosloorus	073 610 7390	Grade 12
Terrance Buthelezi	Health and Social Development	8012035245080	1175 Mailula Park, Ext3, Vosloorus	073 868 1537	Grade 11
Banele Mampane	Infrastructure Services	7703255497085	1663 Phara Road, Vosloorus	086 906 6214	Grade 12
Tshepiso Matlala	Sport, Heritage, Recreation, Arts and Culture	8105275412087	771 Unobala Street	086 619 2641	
Makhosazana Mosima	Economic Development and City Planning	8212200594086	1118 Kgaaka Street, Ext 3, Vosloorus	078 212 7705	
Andrew Motsoatsoa	Community Safety	7701075816088	3165 Ndlebe Street, Ext 8, Vosloorus	082 974 3961	Grade 12
WARD 48					
Name of the Councillor	Cllr K.F. Mahloma	-	-	082 402 5600	
Name of the CDW	Virginia Malope	-	-	079 696 0290	
No. of Disabled	1	-	-		
No. of women	3	-	-		
No. of Men	7	-	-		
No. of Youth		-	-		
MEMBER NAME & SURNAME	SECTOR	ID NO.	ADDRESS	CONTACT NO.	EDUCATIONAL LEVEL

# APPENDICES

					LEVEL
Sibongile Khosa	Women & Children	7112270560085	17 Ndlanzi Section	078 404 1553	Grade 12
Moeketsi Makoba	Aged and Disability	8104305450084	2017 Moseleke Section	072 740 6319	
Tumello Lethoba	Youth	8207085545088	157 Mokoena Section	074 282 6862	
Stanford Phogole	Education	8411165788085	399 Phadima Section	079 643 9349	Degree
Lizzy Moahloli	Environmental Development	5707270908085	177 Mofokeng Section	083 549 2285	Grade 10
Ntsoaki Tsuping	Health & Social Development	61120275089	50 Phadima Section	083 506 0701	
Thabiso Tsie	Infrastructure Services		194 Moseleki Section	083 341 6308	
Bongani Nkosi	Sport, Heritage, Recreation, Arts & Culture	8306085722081	249 Mofokeng Section	076 605 6919	Grade 12
Marven Motseki	Economic Development & City Planning	8504266041089	301 Moseleke Section	083 248 0613	Grade 12
Thapelo M. Moloi	Community Safety	5709055698089	120 Phadima Section	073 723 3731	Grade 11
WARD 49					
Name of the Councillor	Cllr P. J. Makaleng	-	-	073 264 4201	
Name of the CDW	Rebecca Ntabo	-	-	079 696 0291	
No. of Disabled	1	-	-		
No. of women	2	-	-		
No. of Men	8	-	-		
No. of Youth		-	-		
MEMBER NAME & SURNAME	SECTOR	ID NO.	ADDRESS	CONTACT NO.	EDUCATIONAL LEVEL
Nomvula Nkosi	Women and Children	5703120559087	198 Phake, Katlehong	073 187 7158	Grade 11
Michael Mulaudzi	Aged and Disability	641115945085	155 Tsolo, Katlehong	074 960 7907	Grade 10
Diketso Dintso	Youth	8111095563083	303 Mopeli, Katlehong	084 609 9282	Grade 11
Moses Mokwena	Education	7506075437086	75 Phake, Katlehong	078 162 5662	Grade 12
Charles Masinga	Environmental Development	6501025488082	290 Ngema, Katlehong	076 139 1493	
Kuki Mvungama	Health and Social	5403160805082	196 Makula, Katlehong	079 934 5719	Grade 11



# APPENDICES

	Development				
MphoLethea	Infrastructure Services	7408215825082	264 Phooko, Katlehong	072 650 1020	
Johannes Ramaisa	Sport, Heritage, Recreation, Arts and Culture	6601285770086	423 Phooko, Katlehong	073 965 3962	
Dennis Pule	Economic Development and City Planning	7207285577080	320 Phake, Katlehong	072 061 1372	
Michael Chiloane	Community Safety	5809305734088	184 Tsolo, Katlehong	084 324 6474	Grade 12
WARD 50					
Name of the Councillor	Cllr E. N. Ndima (076 442 5339)	-	-	076 442 5339	
Name of the CDW	Joseph Ngobeni	-	-	079 696 0292	
No. of Disabled		-	-		
No. of women	5	-	-		
No. of Men	5	-	-		
No. of Youth		-	-		
MEMBER NAME & SURNAME	SECTOR	ID NO.	ADDRESS	CONTACT NO.	EDUCATIONAL LEVEL
BusisiweHlophe	Women and Children	7204050362087	343 Twala Section, Katlehong	083 507 6200	Grade 12
Joyce Mazibuko	Aged and Disability	5008190701084	187 Credi Section, Katlehong	073 667 2594	Grade 6
KeitumetseLekomanyane	Youth	8506191033081	140 Monaheng Section, Katlehong	078 410 7298	
SlumkoMabena	Education		269 Moshoeshoe Section, Katlehong	083 315 6124	National Diploma in (Market)
MaletsatsiMokgosi	Environmental Development	6701170419086	161 Motsamai Section, Katlehong	073 842 3135	
Eric Radebe	Health and Social Development	4006295364080	214 Credi Section, Katlehong	071 751 9478	
Jane Mashiane	Infrastructure Services	6211210782089	217 Monaheng Section, Katlehong	073 667 2594	Grade 12
BoikemisetsoTsotsotso	Sport, Heritage, Recreation, Arts and Culture	7704015368087	210 Moshoeshoe Section, Katlehong	071 885 9738	Diploma
MzolisiCekiso	Economic Development and City	5309135698082	529 Twala Section, Katlehong	078 151 7075	Grade 11

# APPENDICES

	Planning				
Aubrey Sibisi	Community Safety	7504265463087	310 Skosana Section, Katlehong	073 141 4812	Grade 11
<b>WARD 51</b>					
<b>Name of the Councillor</b>	<b>Cllr T. C. Rampai</b>			<b>082 453 2108</b>	
<b>Name of the CDW</b>	<b>Ailna Mahlangu</b>			<b>079 696 0293</b>	
<b>No. of Disabled</b>					
<b>No. of women</b>	<b>2</b>				
<b>No. of Men</b>	<b>8</b>				
<b>No. of Youth</b>					
<b>MEMBER NAME &amp; SURNAME</b>	<b>SECTOR</b>	<b>ID NO.</b>	<b>ADDRESS</b>	<b>CONTACT NO.</b>	<b>EDUCATIONAL LEVEL</b>
Matsidiso Iris Mofolo	Women and Children	6209030478086	239 Nhlapo Section, Katlehong	073 304 0755	Grade11
Thandi Mazomba	Aged and Disability	5306140205085	387 Nhlapo Section, Katlehong	073 459 3000	Grade 10
Moses M Gama	Youth	7904275402085	150 Nhlapo Section, Katlehong	076 278 3599	Grade 12
Sylvester Tlhabanelo	Education	6903036714086	1437 Tshongweni Section, Katlehong	083 514 7470	Grade 11
Michael Mceleli	Environmental Development	7606135728084	437 Hlahane Section, Katlehong	072 445 4060	Grade 12
Thomas Mhlabi	Health and Social Development	7301105667084	1600 MadiaStr, Tshongweni, Katlehong	076 892 9670	Grade 11
Kamuzu Z Banda	Infrastructure Services	7302055965084	434 Nhlapo Section, Katlehong	072 867 4127	Grade 11
SicelumusaSidinile	Sport, Heritage, Recreation, Arts and Culture	8806235848084	943 Nadustria, Katlehong	083 977 7212	Grade 12
BhekisizweKubheka	Economic Development and City Planning	631035587084	814 Nhlapo Section, Katlehong	083 575 4697	Grade 11
Sipho Abel Twala	Community Safety	5608295296086	32 Nhlapo Section, Katlehong	082 690 7800	Grade 11
<b>WARD 52</b>					
<b>Name of the Councillor</b>	<b>Cllr C. L. Nkosi</b>			<b>073 465 3135</b>	
<b>Name of the CDW</b>	<b>Oupa Tsoki</b>			<b>079 696 0294</b>	
<b>No. of Disabled</b>					
<b>No. of women</b>	<b>6</b>				
<b>No. of Men</b>	<b>4</b>				

# APPENDICES

No. of Youth					
MEMBER NAME & SURNAME	SECTOR	ID NO.	ADDRESS	CONTACT NO.	EDUCATIONAL LEVEL
Anna Nomsa Makama	Women and Children	7003080344085	1023 Nhlapo Section, Katlehong	071 373 4617	Grade 11
Lucia Mfubu	Aged and Disability	6804220681080	115 Mandela Section, Katlehong	074 617 6415	Grade 11
Mpolokeng Moloi	Youth	7606290490082	6130 Motsele Street, Thokoza	082 930 5680	Grade 11
Nomsa Lena Ntinkiza	Education	6602110337083	350 Maphanga Section, Katlehong	079 026 2496	Grade 11
Anna Ntaoleng Modise	Environmental Development	7209180756082	6100 Nthoroane Street, Thokoza	073 882 5065	
Katleho Vilakazi	Health and Social Development		2084 Admin Block, Katlehong	078 413 7860	
Xolani Vukani Khumalo	Infrastructure Services	7502225390085	395 Madlala Street, Thokoza	083 587 9971	Grade 12
Thandanani Shiba	Sport, Heritage, Recreation, Arts and Culture	7912225316081	Block P Room 9 Hostel No 3, Thokoza	083 559 4761	Grade 12
Meshack Kalipa	Economic Development and City Planning	57060664088	680 Zone 1 Mandela Section, Katlehong	071 789 7509	Grade 12
Bethuel Kubheka	Community Safety	6210255589086	Hostel No 3, Block M25, Thokoza	073 973 4940	Grade 11
WARD 53					
Name of the Councillor	Cllr V. G. Zinde			073 459 4133	
Name of the CDW	Quin David			079 696 0295	
No. of Disabled					
No. of women	4				
No. of Men	6				
No. of Youth					
MEMBER NAME & SURNAME	SECTOR	ID NO.	ADDRESS	CONTACT NO.	EDUCATIONAL LEVEL
Magaret Makhubu	Women & Children	6012110748083	3939 Phase 2 Ext 4, Edenpark	083 481 8631	
Teboho Moloi	Aged and Disability	7306025563085	4196 Phase 3 Eden Park	083 884 9413	Grade 12
Tshepo Shuping	Youth		3384 Etheke Street, Palmridge	078 996 4160	
Ntombi Nkosi	Education	8206061774084	3066 Sinclair Avenue, Phase 1, Ext 5	078 322 5622	Grade 12

# APPENDICES

Lukas Langa	Environmental Development	7410245414085	1205 Thinasonke Phase-2	071 293 4373	
Rachel Mofokeng	Health & Social Development	6211240758083	95 Aloe Street, Greenfield	073 860 3788	Grade 12
Simahla Tshabalala	Infrastructure Services	7807135755081	965 Umbrella Street, Green Field	073 910 9851	Grade 12
Phumzile Radebe	Sport, Heritage, Recreation, Arts & Culture	770912190085	3657 Eden Park Ext 5	078 7514 829	Grade 12
Xolani Nkosi	Economic & City Development		3117 Ext 5, Edenpak	079 173 4556	
Theophilus Kanda	Community Safety	6908115534081	2010 Umtholo Cressent, Greenfield	078 704 9458	Grade 11
WARD 54					
Name of the Councillor	Cllr N. M Mabuza			082 454 6923	
Name of the CDW					
No. of Disabled					
No. of women	4				
No. of Men	6				
No. of Youth					
MEMBER NAME & SURNAME	SECTOR	ID NO.	ADDRESS	CONTACT NO.	EDUCATIONAL LEVEL
NomasontoNtuli	Women and Children	7606150701081	Women and Children	076 518 7298	Grade 12
Isiah Tshabalala	Aged and Disability	3205165141088	Aged and Disability	073 377 5750	Grade 8
NomsaSefume	Youth	8901190934084	Youth	073 297 3614	Grade 12
Albert Moloi	Education	6901045350082	Education	073 991 7260	Grade 12
Eunice Lubhelwane	Environmental Development	7412080509086	Environmental Development	076 028 2967	Grade 11
Themba Elvis Ndlovu	Health and Social Development	6109105575081	Health and Social Development	084 995 2054	Grade 10
Nkosana Gift Makhubo	Infrastructure Services		Infrastructure Services	076 502 1215	Grade 12
Kenneth Makwezi Masondo	Sport, Heritage, Recreation, Arts and Culture	6902045538080	Sport, Heritage, Recreation, Arts and Culture	083 494 0582	Diploma
Sibongile Mthethwa	Economic Development and City Planning	8109180750086	Economic Development and City Planning	072 027 3706	Grade 11

# APPENDICES

Khali Hezekiel Zwane	Community Safety	5210265614081	Community Safety	076 913 2403	Grade 12
<b>WARD 55</b>					
Name of the Councillor	<b>Cllr J. S. Maduna</b>	-	-	<b>082 453 2108</b>	
Name of the CDW	<b>Nomusa Kunene</b>	-	-	<b>079 696 0298</b>	
No. of Disabled		-	-		
No. of women	<b>3</b>	-	-		
No. of Men	<b>7</b>	-	-		
No. of Youth		-	-		
MEMBER NAME & SURNAME	SECTOR	ID NO.	ADDRESS	CONTACT NO.	EDUCATIONAL LEVEL
Sibongile Khambule	Women and Children	<b>7004090300083</b>	283 Radebe, Katlehong	073 767 9701	<b>Grade 11</b>
Mfundisi Amos Vilakazi	Aged and Disability	<b>3812225229082</b>	884 Mavimbela, Katlehong	078 324 7468	
Jabulani Lukhele	Youth		1455 Gagadu Street, Thokoza	076 049 9664	<b>N4</b>
T Shongwe	Education		Nomination from the floor, details will follow)		
Sizwe Tshaka	Environmental Development	<b>7009075418081</b>	71 Sali Street, Katlehong	076 782 8320	<b>Grade 12</b>
Jabulile Molemohi	Health and Social Development	<b>6003080347089</b>	2760 Matla Street, Katlehong	072 156 7815	<b>Grade 10</b>
Bheki Shongwe	Infrastructure Services	<b>6902285934080</b>	315 Sali Street, Katlehong	072 893 2711	<b>Grade 12</b>
Sifiso Eric. Ntshangase	Sport, Heritage, Recreation, Arts and Culture	<b>7506255559089</b>	Nomination from the floor, details will follow)	073 125 7620	<b>Grade 12</b>
Jabulani Ndaba	Economic Development and City Planning	<b>6208225674087</b>	453 Radebe, Katlehong	073 810 3570	<b>Grade 9</b>
Lizzy Mpinda	Community Safety	<b>7308220671085</b>	190 Zuma, Katlehong	083 600 7733	<b>Grade 12</b>
<b>WARD 56</b>					
Name of the Councillor	<b>Cllr K. Msibi</b>	-	-	<b>073 021 8929</b>	
Name of the CDW	<b>Edward Mokoena</b>	-	-	<b>079 696 0299</b>	
No. of Disabled		-	-		
No. of women	<b>5</b>	-	-		
No. of Men	<b>5</b>	-	-		
No. of Youth		-	-		

# APPENDICES

MEMBER NAME & SURNAME	SECTOR	ID NO.	ADDRESS	CONTACT NO.	EDUCATIONAL LEVEL
Kethiwe Nkosi	Women and Children	7603310378082	1849 Mtshali Street, Thokoza	073 795 8976	Grade 11
Gopolang Radebe	Aged and Disability	4112100189082	1870 Xaba Street, Thokoza	073 047 1609	
Palesa Ramakoakoa	Youth	8906230345084	6709 Moranyane Street, Thokoza	083 245 8442	
David Motsoeneng	Education	6404215238088	7168 Mokoena Street, Thokoza	073 073 2880	Grade 11
Moleboheng Mphuthi	Environmental Development		6621 Sekonyela Street, Thokoza	078 301 3662	
Lucky Mazibuko	Health and Social Development	6506275479087	1578 Cindi Street, Thokoza	073 202 2609	Grade 11
Samuel Ramotsa	Infrastructure Services	7507085526082	2633 Morogo Street, Thokoza	078 696 9879	Grade 11
Patrick Sekhwela	Sport, Heritage, Recreation, Arts and Culture	7503255610087	6578 Tenyane Street, Thokoza	073 198 2096	Grade 11
Thabisile Mondli	Economic Development and City Planning	7809120368086	2568 Qwabe Street, Thokoza	073 076 5052	N3
Velile Makiva	Community Safety	7201215363083	1527 Ntuli Street, Thokoza	072 178 0678	Grade 11
WARD 57					
Name of the Councillor	Cllr T.G Nketle	-	-	082 305 7692	
Name of the CDW	Wiseman Solwandle	-	-	079 696 0301	
No. of Disabled		-	-		
No. of women	5	-	-		
No. of Men	5	-	-		
No. of Youth		-	-		
MEMBER NAME & SURNAME	SECTOR	ID NO.	ADDRESS	CONTACT NO.	EDUCATIONAL LEVEL
Gladys Buyisile Mabulu	Women and Children	6012251005087	789(11460) Malusi Street Ext 2, Thokoza	073 237 4901	Grade 12
Jumaima Ngakanani Mthombeni	Aged and Disability	4712170429084	13439 Ext 5, Thokoza	078 390 7519	
Mary Zodwa Mhlongo	Youth	8212130598082	11440(779) Lenong Str Ext 2, Thokoza	074 061 4869	Grade 12
Elisna Thembokwakhe Dlodlu	Education	6001105396081	14636 Phola Park Ext 1, Thokoza	073 069 0733	Grade 10

# APPENDICES

Sphiwe Dubazana Nhlabathi	Environmental Development	8412155556086	296 Mdlalose Street Ext 2, Thokoza	072 194 8279	Grade 11
Alfred Tsule	Health and Social Development	5404265702083	13167 Ext 5, Thokoza	082 752 7859	Grade 11
Xangani Right Funani	Infrastructure Services	6903037246088	637 Mncube Street Ext 2 Thokoza	084 691 6859	Diploma
Reigneth Buyisile Thango	Sport, Heritage, Recreation, Arts and Culture	7004300496085	11470 (799) Malusi Street Ext 2, Thokoza	078 274 1389	Grade 11
Mbongiseni Sithole	Economic Development and City Planning	5702215478088	431 Morubisi Street Thokoza	072 438 7287	
Oscarina Ouma Malinga	Community Safety	6912240922088	5467 Phola Park Ext 1 Thokoza	083 756 9044	Grade 11
WARD 58					
Name of the Councillor	ClrR. Pienaar	-	-	082 454 6790	
Name of the CDW	Jane Maphike	-	-	079 696 0300	
No. of Disabled		-	-		
No. of women	3	-	-		
No. of Men	7	-	-		
No. of Youth		-	-		
MEMBER NAME & SURNAME	SECTOR	ID NO.	ADDRESS	CONTACT NO.	EDUCATIO NAL LEVEL
Melita Tsotetsi	Women & Children	7308230859084	5572, Ext 2, Palmridge	073 453 6488	Grade 11
Mageta Simon Moloi	Aged & Disability	4501065247085	1277, Ext 2, Thokoza	076 230 7129	Grade 6
Thando Magida	Youth	8606225863089	2477, Ext 2, Palmridge	076 749 9762	Grade 12
ThabangEnock Selepe	Education		1658, Ext 1, Palmridge	084 726 4465	
Stephen Ngema	Environmental Development		5637, Ext 4, Palmridge	073 218 8097	
Nthabiseng Agnes Maile	Heath & Social Development	7506300455085	4299 Mpumelelo Street, Ext 3, Palmridge	071 275 4818	Grade 10
Douglas Lucy Kwashe	Infrastructure Services	6611095503080	5840, Ext 4, Palmridge	078 962 6827	Grade 10
Abraham De Bryn	Sport, Heritage, Recreation, Arts and Culture		30 Leon Street, Eden Park	082 508 6876	
WilfordMphathisiNyobole	Economic		5572, Ext 2,	011 482 4131	



# APPENDICES

	Development		Palmridge		
Sonto Suzan Dhlamini	Community Safety	7609261103080	1277, Ext 2, Thokoza	082 380 3696	Grade 10
WARD 59					
Name of the Councillor	Clr J. T. Maama	-	-	079 581 3708	
Name of the CDW	Mosa Radebe	-	-	079 696 0302	
		-	-		
No. of women	3	-	-		
No. of Men	7	-	-		
No. of Youth		-	-		
MEMBER NAME & SURNAME	SECTOR	ID NO.	ADDRESS	CONTACT NO.	EDUCATIONAL LEVEL
Ethel Matjila	Women and Children	6812300387083	12 Kwanele South, Katlehong	072 701 2847	Grade 10
Abraham Mabogoane	Aged and Disability		422 Ramokonopi West, Katlehong	076 767 8441	
Siyabonga Kolase	Youth	8201275561088	715 Monise Section, Katlehong	079 715 5884	Grade 12
Modise Moahlodi	Education	6706036178081	854 Dikole Section, Katlehong	078 532 3601	Grade 12
Sibusiso Hlalukane	Environmental Development	6905285586081	951 Kwenene Section, Ext 2, Katlehong	082 647 5862	Grade 12
George Tlaeli	Health and Social Development	6502145371083	378 Dikole Section, Katlehong	074 032 2731	Grade 10
Donald Binda	Infrastructure Services	6910075630081	120 Ramokonopi West, Katlehong	076 330 0123	Grade 11
Zanele Mtshali	Sport, Heritage, Recreation, Arts and Culture	9005041217084	114 Dikole Section, Katlehong	078 187 1875	Grade 12
Themba Ntozo	Economic Development and City Planning	7110135385086	256 Monise Section, Katlehong	084 667 2434	Diploma
Jane Mlotshwa	Community Safety	6408200317088	935 Kwenene Section, Ext 2, Katlehong	073 381 9530	Grade 8
WARD 60					
Name of the Councillor	Clr C. L. Komane (073 819 5488 )	-	-	073 819 5488	
Name of the CDW	Pretty Nkosi	-	-	079 696 0304	
No. of Disabled		-	-		

# APPENDICES

No. of women	2	-	-		
No. of Men	8	-	-		
No. of Youth		-	-		
MEMBER NAME & SURNAME	SECTOR	ID NO.	ADDRESS	CONTACT NO.	EDUCATIONAL LEVEL
Nontuli Gida	Women & Children	6511020770087	3601 Moleleki, Ext 1, Katlehong	071 400 7004	Grade 10
Siyabonga Magudulela	Aged & Disability	7709085732088	3170 Moleleki, Ext 1, Katlehong	073 674 9718	Grade 11
Phuti Jacob Mashamaite	Youth				
David Sithole	Education	9004085813080	3129 Moleleki , Ext 1, Katlehong	071 738 0858	Grade 12
Simon Mangosini	Environmental Development		2928 Moleleki, Ext 1 Katlehong	073 914 6882	
Thokozane Mvulane	Heath & Social Development	8909155441086	5474 Moleleki, Ext 1, Katlehong	073 094 9864	Grade 12
Amos Mokena	Infrastructure Services	7907275407087	3167 Moleleki, Ext 1, Katlehong	073 058 5880	Grade 12
NokuphiwaHesi	Sport, Heritage, Recreation, Arts and Culture		3089 Moleleki, Ext 1, Katlehong	078 088 0330	Grade 12
Cecil Lubambo	Economic Development and City Planning		400 Moleleki, Ext1, Katlehong	083 691 3800	
Michael MafaMkhize	Community Safety	5811115390085	72 Mbambela Cresent, Khumalo, Katlehong	073 997 8470	Grade 11
WARD 61					
Name of the Councillor	ClrK. T. Letsoha	-	-	072 427 2552	
Name of the CDW	James Mokemane	-	-	079 696 0306	
No. of Disabled		-	-		
No. of women	4	-	-		
No. of Men	6	-	-		
No. of Youth		-	-		
MEMBER NAME & SURNAME	SECTOR	ID NO.	ADDRESS	CONTACT NO.	EDUCATIONAL LEVEL
Mavis Khanyile	Women and Children	6007190722081	1732 Zone 4, Zonkizizwe, Germiston	072 455 7726	
Bhefika Ntombela	Aged and Disability	4906105555084	6339 Zone 5, Zonkiziwe, Germiston	074 370 5843	Grade 11

# APPENDICES

Masesi Ndlovu	Youth	8409240611082	262 Zone 3, Zonkizizwe, Germiston	073 752 2003	Grade 11
Nonhlanhla Sigenu	Education	7911150528082	0436 Ext 9, Germiston	071 895 2218	Grade 12
Aaron Lebotse	Environmental Development	6910255909081	5684 Zone 5, Zonkizizwe, Germiston	078 959 5120	Grade 12
Nomsa Buthelezi	Health and Social Development	7610200443082	2972 Zone 1, Zonkizizwe, Germiston	074 555 4507	Grade 11
Bongani Dlamini	Infrastructure Services	7404055369083	3226 Zone 1, Zonkizizwe, Germiston	072 492 6151	Grade 11
Khalo Hlalele	Sport, Heritage, Recreation, Arts and Culture	6506105595086	137 Cuma Street, Magagula Heights, Germiston	074 652 7900	Grade 12
Mzwethu Dlamini	Economic Development and City Planning	8412315755081	284 Zone 3, Zonkizizwe, Germiston	072 365 9522	
SebenzileShandu	Community Safety	7509210439083	262 Zone 3, Zonkizizwe, Germiston	072 365 9522	Grade 11

## WARD 62

Name of the Councillor	Clr G Sibeko	-	-	073 228 1544	
Name of the CDW		-	-		
No. of women	4	-	-		
No. of Men	6	-	-		
No. of Youth		-	-		

MEMBER NAME & SURNAME	SECTOR	ID NO.	ADDRESS	CONTACT NO.	EDUCATIONAL LEVEL
Miriam Mtshali	Women and Children	6002260549084	8524 Marumo Street, Kwenzekile, Zonkizizwe	079 559 5750	
Lebohang Mashego	Aged and Disability		7458 Moleleki, Ext 2, Katlehong	073 1739 672	
Simon Mabuza	Youth	8802116195083	8332 Moleleki, Ext 2, Moon Street, Katlehong	078 810 6253	Grade 10
John Themba Gule	Education		6882 Sunrise, Ext 2, Katlehong	083 319 9400	
Ketso Clement Qekela	Environmental Development	6302205726080	8441 Moleleki, Ext 2, Katlehong	073 8698 146	
Senkgoane Molly Malaza	Health and Social Development	7002060404083	7378 Moleleki, Ext 2, Katlehong	083 390 9368	Grade 12
Nkosi Nicholas	Infrastructure Services		7106 Zonke Ext, Katlehong	011 915 5527	

# APPENDICES

Frank Lwandle Khoza	Sport, Heritage, Recreation, Arts and Culture	8508165583083	8150 Moleleki, Ext 2, Katlehong	078 879 5539	
Morema Matlou Sonnyboy	Economic Development and City Planning	7407185617081	6780 Zonkezizwe, Ext 2, Katlehong	074 331 1588	Grade 11
Mahlangu Zithulele	Community Safety	6808255514085	8203 Thokozile Street, Block E, Moleleki, Katlehong	072 022 8734	Grade 12
WARD 63					
Name of the Councillor	Clr E. N. Shabalala	-	-	082 673 5939	
Name of the CDW		-	-		
No. of Disabled		-	-		
No. of women	6	-	-		
No. of Men	4	-	-		
No. of Youth		-	-		
MEMBER NAME & SURNAME	SECTOR	ID NO.	ADDRESS	CONTACT NO.	EDUCATIONAL LEVEL
Thembeke Mahlabai	Woman and Children	6506270659089	2653 Block B Somalia Street Katlehong South 1431	083 746 3694	Grade 12
SesiMasuku	Aged and Disability	5611210469085	6649 Moleleki Ext 2 Katlehong 1431	084 446 5350	Grade 10
Samuel Moloi	Youth	8905185375083	1780 Katlehong South Katlehong 1431	071 078 4547	Grade 12
NompumeleloHenani	Education	6710010206082	6475 Moleleki Ext 2 Katlehong 1431	083 999 8270	Grade 10
Sonnyboy Ngwenya	Environmental Development	7509175446080	6803 Shona Street ,Moleleki Ext 3 Katlehong 1431	082 791 7468	Grade 12
NongodoMajola	Health and Social Development	6407015605083	2244 Gamba Street, Katlehong South 1431	079 085 4881	Grade 11
Mphakiseng Khumalo	Infrastructure Services	809240825086	9074 Ntaka Street, Extension 20, Katlehong 1431	073 224 9247	Grade 11
Anele Noroita	Sport, Heritage, Recreation, Arts and Culture	9201175237085	9018 Seho Street ,Ext 20, Katlehong 1431	078 203 3570	Grade 12
Patric Nonyana	Economic Development		C766 Thusong Section,	076 299 5489	

# APPENDICES

	and City Planning		Katlehong, 1431		
Swapi Tokotoko	Community Safety	6807016149082	3099 Ext 9, Katlehong South, 1431	074 035 6027	Grade 7
<b>WARD 64</b>					
<b>Name of the Councillor</b>	<b>Clr T. Luthuli</b>	-	-	<b>082 454 6882</b>	
<b>Name of the CDW</b>		-	-		
<b>No. of Disabled</b>		-	-		
<b>No. of women</b>	<b>5</b>	-	-		
<b>No. of Men</b>	<b>5</b>	-	-		
<b>No. of Youth</b>		-	-		
<b>MEMBER NAME &amp; SURNAME</b>	<b>SECTOR</b>	<b>ID NO.</b>	<b>ADDRESS</b>	<b>CONTACT NO.</b>	<b>EDUCATIONAL LEVEL</b>
NomsaSefa	Women and Children	6611260775083	10965 Impofu Street, Ext 14, Vosloorus	072 326 3711	Grade 10
Mathews Menaniso	Aged and Disability	570315575608	10926 Isitulo Street, Ext 14, Vosloorus	072 494 0874	Grade 8
Buyambo Zakhele	Youth	8008045947087	138 Gwayi Street, Ext 28, Vosloorus	082 389 1458	Grade 11
Babalwa Mavuso	Education	6105040865082	17206 Crn Roets Drive, Ext 25, Vosloorus	073 336 4888	Grade 11
Eunice Mdidimba	Environmental Development	5605300695088	17890 Umzukuza Street, Ext 25, Vosloorus	071 288 5577	Grade 11
Emily Thubela	Health and Social Development	6411260351088	10813 Moapei Street, Ext 14, Vosloorus	076 053 1168	Grade 11
Sondezi William	Infrastructure Services	6203185545088	21 Portion 18, Ext 28, Vosloorus	074 855 7167	Grade 10
Sibiya Albert	Sport, Heritage, Recreation, Arts & Culture	5804285514089	10528 Morena Street, Ext 14, Vosloorus	079 222 5425	Grade 11
Gcelu Sweetness	Economic Development and City Planning	5512220600083	132 Indungo Street, Portion 50, Ext 2, Voslo	072 396 5752	Grade 12
Lunga Ntshangane	Community Safety	6711235365083	12091 Indlove Street, Tongaata, Vosloorus	073 195 9724	Grade 11
<b>WARD 65</b>					
<b>Name of the Councillor</b>	<b>Clr. Shadrack Mabaso</b>	-	-	<b>073 711 5603</b>	
<b>Name of the CDW</b>	<b>Mtutuzeli Mani</b>	-	-	<b>079 696 0311</b>	

# APPENDICES

No. of Disabled		-	-	-	
No. of women		-	-	-	
No. of Men		-	-	-	
No. of Youth		-	-	-	
MEMBER NAME & SURNAME	SECTOR	ID NO.	ADDRESS	CONTACT NO.	EDUCATIONAL LEVEL
Bongani Christopher Ntuli	Youth		11852 Mkgobong Str Etwatwa	078 435 0169	
Soto Nkwanyana	Women & Children	68092905440087	25536 Ext 7 Etwatwa	011 962 5784	Grade 11
Faith Agnes Solilo	Aged and Disability		25537 Ext 31	Not Available	
Beaty Mohlala	Education		12316 Ext 10 Etwatwa	083 547 9148	
Julian Khoza	Health & Social Development		20862 Simunye Str Etwatwa	071 367 9804	
Godfrey Bhongolo	Health & Social Development		17222 Emaphupheni	072 629 9413	
Bennet Mahlangu	Community Safety	5205315185082	5432 Ext 7 Etwatwa	083 688 7225	Grade 4
Mafika Andries Zulu	Infrastructure Services	6205125294081	21151 Ext 30Etwatwa	071 122 9980	Grade 9
Thulani Hamilton Nguwata	Sprts,Heritage, Recreation,Arts and Culture	7905235521088	11668 Masondo Str	072 970 2751	Grade 11
Thembinkosi Ndebele	Environmental Development		27010 Ext 36	082 741 8047	
WARD 66					
Name of the Councillor	Clr. Vuyo Mxabangeli	-	-	-	
Name of the CDW	Thulani Nkabinde	-	-	-	
No. of Disabled		-	-	-	
No. of women	4	-	-	-	
No. of Men	6	-	-	-	
No. of Youth		-	-	-	
MEMBER NAME & SURNAME	SECTOR	ID NO.	ADDRESS	CONTACT NO.	EDUCATIONAL LEVEL
Sibongiseni J. Mabuza	Youth	8206095997081	20232 Inxuba Str Mandela	071 162 0237	
Zuzeka Edna Gubula	Women & Children	6402100816083	16022 Ex t8	073 807 9545	Grade 11
Josephine Zwane	Aged and	6009280666087	8045	084 535 9756	Grade 11

# APPENDICES

	Disability		Emaphupheni		
Nkulumo petrus Ndaba	Education		19348 Ngwenya Srt Etwatwa	072 573 3684	
Samuel Mzwakhe Khumalo	Health & Social Development		9494 Lesedi str Etwatwa	083 976 0710	
Jacob Mhlala	Economic Development		7711 Emaphupheni Etwatwa	072 772 3921	
Henry Mahlagu	Community Safety		19173 Ndanbi Str Mandela	084 679 5605	
Mcdonald Mashilane	Infrastructure Services		2641 Ext 4 Etwatwa	079 386 9553	
Nontuthuzelo Cwati	Sports,Heritage,Recreation,Arts and Culture	7601020869085	14567 Mnyama Str Etwatwa	076 767 4729	Grade 12
Girly Masondo	Environmental Development		9106 Emaphupheni Etwatwa	076 277 4447	
WARD 67					
Name of the Councillor	Clr. Masele Madihlaba			083 372 3444	
Name of the CDW	Mandla Dlamini			079 696 0315	
No. of Disabled					
No. of women	3				
No. of Men	7				
No. of Youth					
MEMBER NAME & SURNAME	SECTOR	ID NO.	ADDRESS	CONTACT NO.	EDUCATIONAL LEVEL
Jethro Mavimbela	Youth	7601115663088	367 Etwatwa Ext 37	073 556 5021	Grade 11
Elizabeth Matlaisane	Women & Children	6510100812082	2936 Ext 37 Mogoba	083 752 4066	Grade 10
Jeffrey Sitjodi	Aged and Disability	6102175782083	2492 Mayfield Ext 5 Etwatwa	082 700 7334	
Vusi Nyembe	Education	8707185052082	2547 Mayfield Ext 5 Etwatwa	071 385 9862	Grade 11
Rosta Kubeka	Health & Social Development	4809010776083	3338 Santon Str Mayfield Ext 5	071 259 3618	Grade 8
Patric Eric Mahlangu	Economic Development		16188 Mathw Str Daveyton	073 383 0427	
Selai William Maibo	Community Safety		16078 Sinaba Str Daveyton	073 413 8534	
Peter Mokoto	Infrastructure Services	5905045781080	1202 Ext 37 Mogoba	079 220 3209	Grade 10
Mshini David Khumalo	Sports,Heritage,Recreation,Arts and Culture	60040655750082	16091 Phosa Str	072 333 7305	Grade 10



# APPENDICES

Rosina Malinga	Environmental Development	5804070739081	1210 Etwatwa Ext 37	084 604 7695	
WARD 68					
Name of the Councillor	Clr. N. Badela	-	-	082 454 6933	
Name of the CDW	William Moropane	-	-	079 696 0316	
No. of Disabled		-	-		
No. of women	7	-	-	-	
No. of Men	3	-	-	-	
No. of Youth		-	-	-	
MEMBER NAME & SURNAME	SECTOR	ID NO.	ADDRESS	CONTACT NO.	EDUCATIONAL LEVEL
Gellen N. Nkoana	Aged and Disability		2756 Dlamini Str, Chris-Hani	079 339 2983	
Kefilwe Rantekoa	Environmental Development	78070764520086	195 Chris -Hani, Daveyton	078 712 9511	Grade 10
Victor M. Malefane	Youth		A715 Gabon, Daveyton	084 216 5571	
Viniel M. Mabetwa	Community Safety	6806170821080	B369 Gabon, Daveyton	082 691 5481	Grade 9
Grace N. Mqoma	Economic Development and City Planning		2918 Mkhwanazi Str, Chris-Hani Ext 2 Daveyton	073 017 7484	
Mabel D. Jiyane	Education	6707260197086	2742 Ngwenya Str, Chris-Hani Ext 2 Daveyton	079 389 6225	Grade 10
Dilahlwane R. Moloi	Women and Children	6401013277086	B349 Gabon, Daveyton	072 811 8394	Grade 5
Sindiswa Motshweni	Health and Social Development		1969 Chris-Hani, Ext 4 Daveyton	082 691 5481	
Julia N. Styata	Sports, Heritage, Recreation, Arts and Culture	6312201076083	2917 Mkhwanazi Str, Chris-Hani Ext 2, Daveyton	071 025 1829	Grade 9
Teboho R. Moloji	Infrastructure Services		5632 Eiselen Str, Daveyton	078 711 7542	
WARD 69					
Name of the Councillor	Clr. V. Chauke	-	-	082 454 6846	
Name of the CDW	Romeo Mokone	-	-	079 696 0317	
No. of Disabled		-	-		
No. of women	6	-	-		
No. of Men	4	-	-		
No. of Youth		-	-		

# APPENDICES

MEMBER NAME & SURNAME	SECTOR	ID NO.	ADDRESS	CONTACT NO.	EDUCATIONAL LEVEL
Madire Tshabalala	Aged and Disability	4708060513086	4846 Kheswa Str, Daveyton	072 074 7232	Grade 11
Elfas Veli Ndhlovu	Community Safety		4361 Mphondo Str, Daveyton	072 787 4931	
Thulani K. Nxele	Environmental Development		5550 Eiselen Str, Daveyton	078 908 7880	
Maud Nkomo	Economic Development and City Planning		5284 Hlubi Str, Daveyton	071 495 1349	
Portia Myeni	Education		5474 Bomvana Str, Daveyton	078 935 3815	
Renawe N. Motseko	Health and Social Development		7725 Motanyane Str, Daveyton	073 177 7742	
Lindelo J. Sefoka	Infrastructure Services		6409 Didi Str, Daveyton	082 532 4018	
Denis Mazibuko	Sports, Heritage, Recreation, Arts and Culture	6712195600089	5299 Hlubi Str, Daveyton	071 381 3380	Grade 12
Mastands Merriam Thusi	Women and Children	4412020438084	8069 Semi Str, Daveyton	083 472 2939	Grade 8
Mogaramedi P. Ntobeng	Youth		12416 Koni str, Daveyton	072 503 7684	
WARD 70					
Name of the Councillor	Clr. T. Ditshego			072 404 7151	
Name of the CDW	Dolly Nhlane			079 696 0318	
No. of Disabled					
No. of women	5				
No. of Men	5				
No. of Youth					
MEMBER NAME & SURNAME	SECTOR	ID NO.	ADDRESS	CONTACT NO.	EDUCATIONAL LEVEL
Ntombiyenkosi P. Mweli	Youth		Block E, Room 150 Daveyton Hostel	076 417 6691	
See Maledi	Community Safety	'4506035463084	15138 France Amingo Str, Daveyton	073 917 6808	
Stephen Thekiso	Sports, Heritage, Recreation, Arts and Culture	5809205908089	10255 Hlakwaana str, Daveyton	073 916 7161	Grade 11

# APPENDICES

Nomthandazo G. Ndaba	Health & Social Development		3834 Vezi Str, Daveyton	071 582 1147	
Mzwandile E. Mtola	Education		4745 Kheswa Str, Daveyton	078 307 7998	
Mduduzi E. Msimango	Economic Development and City Planning	7009165651088	Block A, Room 8 Daveyton Hostel	071 912 0964	
Nomasonto G. Madonsela	Women and Children	6407110485084	4109 Mpinga Str, Daveyton	078 592 4165	Grade 10
Gladness Magagula	Aged and Disability	5609010762089	4050 Qayi Str, Daveyton	073 177 3245	Grade 12
Johannes W. Kubayi	Environmental Development	5302175583082	11000 Fokeng Str, Daveyton	071 144 0789	
Nompumelelo L. Mchunu	Infrastructure Services		Block C, Room 39 Daveyton Hostel	079 358 8126	
WARD 71					
Name of the Councillor	Clr. C.B.Maroleng			082 920 3521	
Name of the CDW	Percy Magoro			079 696 0266	
No. of Disabled					
No. of women	6				
No. of Men	4				
No. of Youth					
MEMBER NAME & SURNAME	SECTOR	ID NO.	ADDRESS	CONTACT NO.	EDUCATIONAL LEVEL
Thembinkosi Lubisi	Youth	8711215822085	L153 Lindelani	082 830 6514	Grade 12
Musa Thulani Mathebula	Community Safety	7210285277081	G91 Lindelani Settlement, Benoni	079 265 0700	Grade 10
Mbongeni Alfred Nkambule	Sports,Heritage,Recreation,Arts and Culture	7001035844084	N65 Lindelani Settlement, Benoni	072 746 2268	Grade 12
Joyce Mkhwanazi	Health/Social Development	6107300628085	1126 Venda Str, Daveyton	071 011 1222	Grade 8
Nkele C. Masango	Education		214 Ngungunyane Str Daveyton	076 172 8296	
Diboneng J. Madire	Economic Development and City Planning	4703255194081	30950 Mthimunya Str, Daveyton	072 685 8150	Grade 12
Mamsie J. Manana	Women and Children	5504270704089	965 Duvula Str, Daveyton	082 481 9165	Grade 11
Shirley Mkhwanazi	Aged and Disability		386 Sikundu Str, Daveyton	073 815 8709	Grade 10
Sandile Sivungu	Environmental Development	6404125394088	1549 Khakhu Str, Daveyton	082 681 8197	Grade 11
Leah M. Makena	Infrastructure Services		A64 Lindelani Settlement, Benoni	078 595 1572	

# APPENDICES

WARD 72					
Name of the Councillor	Clr. R. Sheodin 082 920 3521	-			
Name of the CDW	Lerato Motsepe	-		079 696 0320	
No. of Disabled		-			
No. of women	5	-			
No. of Men	5	-			
No. of Youth		-			
MEMBER NAME & SURNAME	SECTOR	ID NO.	ADDRESS	CONTACT NO.	EDUCATIONAL LEVEL
Vera Xoliswa Mgedezi	Environmental Development		No. 26 Grootvlei	072 536 3437	
Janeb Hussien Teladia	Economic Development and City Planning		116 7 <sup>th</sup> Avenue, Bakerton	076 515 8377	
Jayshree Dadyabhai	Woman and Children		14 Foxglove Street, Bakerton, Ext 2	074 921 3039	
Pierre Cikele	Youth		B75 Willem Street, Everest	078 444 6331	
Davandran Reddy	Education		67 Honeysuckle Drive, Bakerton	084 587 0896	
Nomsa Monareng	Sports, Heritage, Recreation, Arts and Culture		1350 Rarane Street, Payneville	073 925 7174	
Margaret Monareng	Health and Social Development		32 Pyrate Street, Dersley Park	072 265 0992	
Mchecil Lennox Malatjie	Aged and Disability		G359 Mbike Street, Gugulethu	073 412 0796	
Kenneth Mqocha Zitha	Infrastructure Services		11 Obsidian Street, Dersley Park	073 228 1096	
Nicodemus Mmdoke	Community Safety		7 Uraan Street, Dersley	072 264 7333	
WARD 73					
Name of the Councillor	Clr. S. Ngobese	-		076 220 9077	
Name of the CDW	Sonto Magudulele	-		079 696 0323	
No. of Disabled		-			
No. of women	4	-			
No. of Men	6	-			
No. of Youth		-			

# APPENDICES

MEMBER NAME & SURNAME	SECTOR	ID NO.	ADDRESS	CONTACT NO.	EDUCATIONAL LEVEL
Fikile Simelane	Youth	8406170865084	530 Khazimula Street	082 407 2226	Grade 12
Florence Fikelephi Ndlovu	Women & Children	5610160455086	1600 Bheka Street, Kingsway, Benoni	078 274 5516	
Sibongiseni K. Nyembezi	Infrastructure Services	6504065641081	921 Umusa Street	083 249 1701	Grade 11
Nomthandazo A. Nokhwe	Aged & Disability	5103080632083	1072 Ukiningi Street, Kingsway, Benoni, 1516	082 756 0334	Grade 8
Thandi C. Khumalo	Health & Social Development	7411140360084	902 Umusa Street, Kingsway, Benoni, 1501	079 088 0902 / 079 342 0788	
Sello P. Magudulela	Economic Development & City Planning		392 Ubungane Street	078 404 0172	
Elina H. Mabhena	Community Safety	5808290328088	846 Bheka Street, Kingsway, Benoni, 1516	083 617 2981	Grade 9
Mziwqmqwushe Mbedu	Environmental Development	70002095659081	77 Pikoko Street	073 1555 429	Grade 10
Heavious Masiza	Education	6203165964085	109 Nomusa Street, Kingsway, Benoni, 1501	073 2817 385	Grade 12
Sipho L. Mabuza	Sport, Heritage, Recreation, Arts & Culture	6910075979082	122 Uvenyane Street, Kingsway, Benoni	072 212 5930	Diploma (Theology)
WARD 74					
Name of the Councillor	Clr. G. Vilakazi			074 279 8637	
Name of the CDW	Nondumiso Masina			079 696 0324	
No. of Disabled					
No. of women	4				
No. of Men	6				
No. of Youth					
MEMBER NAME & SURNAME	SECTOR	ID NO.	ADDRESS	CONTACT NO.	EDUCATIONAL LEVEL
Lungile Petros Masheledi	Youth	8701125317086	16 Mdakana Str. Kwa-Thema	084 343 5789	Grade 10
Sibongile Joyce Sibiya	Women and Children	6211030603085	E71 Mkhancwa POT 97	082 864 8791	Grade 10
Dolly Audrey Motaung	Aged and Disability	6002210726089	351 Bathurst Lane Reedville	083 573 1912	Grade 11
Sipho Amos Mhambi Sibande	Education		69 Mohlala Str. Kwa-Thema	072 184 9744	

# APPENDICES

Naniki Lettah Mosoathupa	Health/Social Development	6801290422083	1400 Budapest Lane Reedville	083 529 7239	N6
Abednego Mhlophekazi Cindi	Economic Development and City Planning	5704025796089	31 Mafusi Str. Kwa-Thema	011 736 4934	Diploma
Thalile Sindy Lubisi	Community Safety	7202120513085	311 Berline Str. Kwa-Thema	072 176 2047	Grade 12
Elias Ntsengedzeni	Infrastructure Services		134 Tau Str. Mkhawcwa PLOT 94 Marryvlei	073 539 3948	
Mzwandile Lawrence Mashalaba	Sports, Heritage, Recreation, Arts and Culture	6805225573084	26 Hlabangane Str. Kwa-Thema	084 804 6585	Grade 11
	Environmental Development	6101135667087	29 More Str. Kwa-Thema	073 203 9213	Grade 12
WARD 75					
Name of the Councillor	Clr. D. Stone 082 806 4584				
Name of the CDW	Sphiwe Mtetwa			079 696 0325	
No. of Disabled					
No. of women	3				
No. of Men	7				
No. of Youth					
MEMBER NAME & SURNAME	SECTOR	ID NO.	ADDRESS	CONTACT NO.	EDUCATIONAL LEVEL
Goodwill Zulu	Sports, Heritage, Recreation, Arts and Culture		111 2 <sup>nd</sup> Avenue, Welgedacht	073 800 7573	
Tlou John Semono	Economic Development and City Planning		99 Blom Street , Geduld	084 636 1313	
David Mashishi	Education	6203036050080	70 Blom Street , Oranjehof	083 667 0254	B.Com
Mahlodi Charity Tshelane	Women and Children		104 Blom Street Oranjehof	076 816 5908	
Arhtur Nxumalo	Aged and Disability	5001125704083	27 6 <sup>th</sup> Avenue, Welgedacht	076 860 7479	Grade 12
Khulekane Anderson Sithole	Community Safety	7304115323080	37 8 <sup>th</sup> Avenue, Welgedacht	083 237 1871	Grade 12
Makheni Jacob Kekana	Infrastructure Services	7401055751088	1780 Dubai Street, Slovo Park	082 388 8504	Grade 12
Mokete Tshabalala	Environmental Development		09 Oscar Avenue, Welgedacht	084 525 0584	

# APPENDICES

Zintle Faith Siqhola	Youth		71 Blom Street, Oranjehof	078 487 7791	
Rose Nondumisani Siqhola	Health and Social Development		71 Blom Street, Oranjehof	073 949 1112	
WARD 76					
Name of the Councillor	Clr. S. Shabangu 082 454 6975				
Name of the CDW	Khensani Maluleke			079 696 0326	
No. of Disabled					
No. of women	5				
No. of Men	5				
No. of Youth					
MEMBER NAME & SURNAME	SECTOR	ID NO.	ADDRESS	CONTACT NO.	EDUCATIONAL LEVEL
Gloria Kehologile	Women and Children		50 Tarental Street	078 022 0193	
Jabu James Ntuli	Environmental Development	7402055785084	B174 Daggafontein	072 813 8721	
Joyce Nyembe	Aged and Disability		C560 Daggafontein	073 829 4554	
Bhekizizwe Siluma	Economic Development and City Planning	5912315788084	100 Ramona Road, Selcourt	083 522 9727	Diploma
Bongiwe Nkosi	Infrastructure		16 Addie Avenue, Selection Park	082 331 0164	
Tshegofatso Dikobe	Education	7408010397089	01 Oppenheimer Circle, Selection Park	072 429 1500	
Hero Ronnie Mokhine	Sports, Heritage, Recreation, Arts and Culture		5 Fulman Road, Daggafontein	082 632 1922	
Thandiwe Dyantyi	Health and Social Development	7509231083083	A194 Daggafontein	076 020 9908	Grade 11
Gift Masike	Youth		A147 N17 Daggafontein	078 382 4631	
Gcinikhaya Eric Tsupe	Community Safety		A34 N17 Daggafontein	073 958 5368	
WARD 77					
Name of the Councillor	Clr. Wilson Busakwe 072 538 5979				
Name of the CDW	Prudence Mashabela			079 696 0327	



# APPENDICES

No. of Disabled		-	-		
No. of women	3	-	-		
No. of Men	7	-	-		
No. of Youth		-	-		
MEMBER NAME & SURNAME	SECTOR	ID NO.	ADDRESS	CONTACT NO.	EDUCATIONAL LEVEL
Caroline Madonsela	Women & Children		14048 Vilakazi Street, K/Thema Ext 2	083 992 1657	
Themba Nkosi	Aged & Disability		10563 Wellem Street	074 904 3362	
Elizabeth Nhlapho	Youth		12552 Moyo Street, Ext 4	082 220 3317	
Stephen Mbatha	Education		25429 Masemula Street, Ext 3	079 594 1191	
Joseph Bodibe	Environmental Development		11495 Manentsa Street, Interland	073 176 5311	
Ellen Mabena	Health		12351 Mndebele Street, Ext 4	083 524 6606	
Themba Zulu	Sports,Heritage,Recreation,Arts and Culture		12443 Dr Mabendi Street	084 317 6456	
Vusi Mthimunye	Economic Development & City Planning		1152 Magagula Street	011 736-6988	
Sipho Maseko	Infrastructure Services		1276 Ext 1, Nyanyadu	072 611 1222	
Selby Cele	Community Safety		24778 Holomisa Street, Ext 3	078 147 7105	
WARD 78					
Name of the Councillor	Clr. Thoko Radebe	-	-	073 525 8858	
Name of the CDW	Arthur Sebanyoni	-	-	079 696 0328	
No. of Disabled		-	-		
No. of women	6	-	-		
No. of Men	4	-	-		
No. of Youth		-	-		
MEMBER NAME & SURNAME	SECTOR	ID NO.	ADDRESS	CONTACT NO.	EDUCATIONAL LEVEL
Jabulile Mchunu	Women & Children		101 Ekuthuleni Hostel	083 954 911	
Velile Mntungwa	Aged & Disability		209 Mvuleni Street, K/Thema	072 606 4714	
Mantwa Tholo	Youth		26 Baduza Street,K/Thema	078 580 2075	

# APPENDICES

Thembisa Diko	Education		A 352 Ekuthuleni, K/Thema	078 580 2075	
Puleng Selina Khumalo	Environmental Development		580 Mvuleni Street, K/Thema	073 562 7083	
Sindile Mchunu	Health		Room 24, Block E, Hostel, K/Thema	073 653 6924	
Thembekile Pendu	Sports,Heritage,Recreation,Arts and Culture		206 Mvuleni Street, Ekuthuleni	083 589 6139	
Aubrey Buthelezi	Infrastructure Services		19361 Mnisi Street, K/Thema	073 296 9204	
Brian Ngada	Economic Development & City Planning		748 Ekuthuleni, K/Thema	073 941 1520	
Dumsani Dlamini	Community Safety		267 Ekuthuleni, K/Thema	072 842 3407	
WARD 79					
Name of the Councillor	Clr. I. Nkosi (082 639 1211)			082 639 1211	
Name of the CDW	Veli Radebe			079 696 0331	
No. of Disabled					
No. of women	4				
No. of Men	6				
No. of Youth					
MEMBER NAME & SURNAME	SECTOR	ID NO.	ADDRESS	CONTACT NO.	EDUCATIONAL LEVEL
Julia Xaba	Women & Children		19048 Mncakumbane Street, Ext6	073 984 0578	
David Rangoaga	Aged & Disability		2 Modjaji Street, K/Thema	072 253 1144	
Sibusiso Nhlangothi	Youth		19 Motsugi Street, K/Thema	078 969 6814	
Cynthia Fanti	Education		24735 Diale Street, Ext 8	083 487 7056	
Mphikeleli Sibanyoni	Environmental Development		19772 Makoetsane Street	083 348 5577	
Eminah Moleko	Health		298 Ext 7A, Langaville	072 118 1965	
Isaac Kgaphola	Sports,Heritage,Recreation,Arts and Culture		20151 Mofokeng Street,Ext 7	071 993 8753	
Sello Moyo	Infrastructure Services		5461 Ningizimu-Africa Street, X8	083 727 1577	
Job Sibeko	Economic Development & City Planning		18723 Mashiqila Street, K/Thema	071 196 9243	

# APPENDICES

Esther Dipone	Community Safety		5207 Eastern Cape Street, X8	082 955 2236	
WARD 80					
Name of the Councillor	Clr. D. Mlambo	-	-	082 292 2798	
Name of the CDW	Kgomotso Mogoerane	-	-	079 696 0332	
No. of Disabled		-	-		
No. of women	4	-	-		
No. of Men	6	-	-		
No. of Youth		-	-		
MEMBER NAME & SURNAME	SECTOR	ID NO.	ADDRESS	CONTACT NO.	EDUCATIONAL LEVEL
Sphiwe S. Maseko	Youth		49 Kotane Str, Kwa-Thema	083 994 3747	
Prudence Dzingwa	Women and Children		14A Ramotibe Str, Kwa-Thema	073 077 7782	
Zodwa Nhlengethwa	Health/Social Development		68 Rampila Str, Kwa-Thema	079 614 1963	
Simon Maredi	Economic Development and City Planning		19326 Ncwadi Str, Kwa-thema	079 925 4846	
Ephraim Mpye	Community Safety		6703 Mafilika Str, Kwa-Thema	073 482 7535	
Mashiyane Kentseng	Education		3 Sibanyoni Str, Kwa-Thema	082 258 2146	
Thabang Mokate	Infrastructure Services		19 Phutheagae Str, Kwa-Thema	073 848 6064	
Cypriam Boy Ndaba	Sports,Heritage,Recreation,Arts and Culture		35 Thantsi Str, Kwa-Thema	084 6822398	
Tiny A. Nobela	Aged and Disability		74 Rabolou Str, Kwa-Thema	078 234 9799	
Sphiwe Ruben Masanabo	Environmental Development		8 Ramotibe Str, Kwa-Thema	073 869 2681	
WARD 81					
Name of the Councillor	Clr. M. Nditha	-	-	073 185 6529	
Name of the CDW	Nosipho Nhlapo	-	-	079 696 0333	
No. of Disabled		-	-		
No. of women	3	-	-		
No. of Men	7	-	-		
No. of Youth		-	-		
MEMBER NAME & SURNAME	SECTOR	ID NO.	ADDRESS	CONTACT NO.	EDUCATIONAL LEVEL

# APPENDICES

Eresinah Mosiea	Women & Children		7574 Maphosho Street, Ext 15	076 951 3374	
Lucas Sambo	Aged & Disability		7503 Mkhize Street, Langaville	076 490 4426	
Bongani Mhlongo	Youth		38503 Skhumbane Street	078 539 0737	
Noluthando Ngqunge	Education		3867 Mfazazame Street, Ext 4	083 340 0633	
Jabulani Molefe	Environmental Development		143 Freedom Street, Langaville	073 213 6003	
Thembani Nhlabathi	Health		38870 Cornwell Street, Ext 18	071 405 3537	
Happy Mngomezulu	Sports,Heritage,Recreation,Arts and Culture		38887 Extension 18	072 727 3493	
Joseph Phora	Infrastructure Services		38501 Mpinga Street, Ext 12C	073 497 3312	
Johannes Mtshazo	Economic Development & City Planning		38874 Cornwell Street, Ext 18	083 508 7240	
Caleb Moretsele	Community Safety		38496 Skhumbane Street, Ext 12 B	074 770 9024	

## WARD 82

<b>Name of the Councillor</b>	<b>Clr. T. Saul</b>			<b>076 864 3345</b>	
<b>Name of the CDW</b>	<b>Abram Rasebitse</b>			<b>079 696 0334</b>	
<b>No. of Disabled</b>					
<b>No. of women</b>	<b>4</b>				
<b>No. of Men</b>	<b>6</b>				
<b>No. of Youth</b>					

<b>MEMBER NAME &amp; SURNAME</b>	<b>SECTOR</b>	<b>ID NO.</b>	<b>ADDRESS</b>	<b>CONTACT NO.</b>	<b>EDUCATIONAL LEVEL</b>
Deon Rulash	Youth	<b>8006105289085</b>	15319 Mgube Str. Ext 5 Geluksdal	076 412 8994	
Boniwe R. Ledwaba	Women and Children	<b>6004010691083</b>	16078 Mashinini Str. Tsakane	073 294 4354	<b>Grade 9</b>
Mxolisi Mgcina	Aged and Disability	<b>6511235459088</b>	16202 Robert Sobukwe Str. Ext 5 Tsakane	084 022 3866	<b>Grade 10</b>
Sipho J. Mtotywa	Health/Social Development	<b>4906035222086</b>	8682 Tswako Str. Tsakane	082 644 6324	<b>Grade 10</b>
Zanyiwe Maxam	Economic Development and City Planning	<b>6405010894082</b>	8086 Tshwni Str. Tsakane	078 191 0168	<b>Grade 9</b>
Samuel Makhubo	Community Safety	<b>4603225372082</b>	16553 Rolihlahla Str. Ext 5	073 439 1801	<b>Grade 11</b>
Tryphina P. Buthelezi	Infrastructure Services	<b>9004060331082</b>	7559 Hlakwana str. Tsakane	083 423 4720	<b>Grade 12</b>

# APPENDICES

Mfanufikile Skosana	Sports, Heritage, Recreation, Arts and Culture	7106175696085	4050 Malandela Str. Tsakane	082 965 0132	Grade 12
Samuel M. Ntuli	Education	8201175586086	16510 Robert Sobukwe Ext 5 Tsakane	073 129 1286	Grade 11
Ivy Bukelwa Jack	Environmental Development	62042808188081	32045 Dladla Str. Ext 12 Tsakane	083 594 2043	Grade 11
WARD 83					
Name of the Councillor	Clr. S. Kodisang	-	-	076 864 3345	
Name of the CDW	Theodore Bottoman	-	-	079 696 0336	
No. of Disabled	-	-	-	-	
No. of women	5	-	-	-	
No. of Men	5	-	-	-	
No. of Youth	-	-	-	-	
MEMBER NAME & SURNAME	SECTOR	ID NO.	ADDRESS	CONTACT NO.	EDUCATIONAL LEVEL
Nkosingphile A. Hlatywayo	Youth		11201 Khumalo Str. Tsakane	084 365 1258	
Joanah Malinga	Women and Children		11252 Madonsela Str. Tsakane	072 074 5922	
Dikeledi C. Dibetle	Aged and Disability		28306 Toyi toyi Str. Tsakane	073 356 6782	
Nomsa A. Mogudi	Health/Social Development		2810 namo Str. Tsakane	073 538 6174	
Clive Skoke Matsuge	Economic Development and City Planning		11087 Mswati Str. Tsakane	083 682 9150	
William Makwelo	Community Safety		3797 Gazini Str. Tsakane	073 484 7274	
Boys Eckson Raganya	Infrastructure Services	7406295727087	2993 Shezi Str. Tsakane	073 862 1612	
Gabriel Mokwane Ramolitla	Sports,Heritage,Recreation,Arts and Culture		11128 Mafenyeka Str. Tsakane	083 952 1350	Grade 12
Mandisa Solo	Education		2706 Mahlala Str. Tsakane	072 628 7041	
Nomsa M. Morupa	Environmental Development		27856 Mntimandwe Str. Tsakane	072 404 2640	
WARD 84					
Name of the Councillor	Clr. T.S. Letsimo	-	-	078 619 2007	
Name of the CDW	Thoko Marambana	-	-	079 696 0339	

# APPENDICES

No. of Disabled	1	-	-	-	
No. of women	4	-	-	-	
No. of Men	6	-	-	-	
No. of Youth		-	-	-	
MEMBER NAME & SURNAME	SECTOR	ID NO.	ADDRESS	CONTACT NO.	EDUCATIONAL LEVEL
Nqobile Ngwenya	Youth		28855 Gogo Street, Ext 12b, Tsakane	073 450 9995	
Albertina Pike	Women & Children	6808101109080	28597 Toyi - Toyi Street, Tsakane	076 138 5227	Grade 10
January Monamudi Motlounq	Aged & Disability		5037 Masiteng Street, Duduza	078 027 5950	
Nomusa Namane	Health & Social Development	4312160440082	1997 Jacobs Street, Duduza	071 435 1667	Grade 12
Mmuso Riba	Economic Development and City Planning		5193 Letlatla street, Duduza	082 577 5557	
Bheki Matt Hlophe	Community Safety		42542 Siphumelele Street, Ext 19, Tsakane	074 415 2235	
Welcome Mathibela	Infrastructure Services		1059 Khumalo Street, Duduza	078 264 6184	
Oupa Wilson Kekana	Sports, Heritage, Recreation, Arts & Culture		5098 Mphahlele Street, Duduza	082 473 2549	
Ignatia Busisiwe Madonsela	Education	6812290740085	36823 Ext 17, Tsakane	078 387 0581	Grade 12
Nomsa Josephine Zondo	Environmental Development	7501160268082	28652 Ext 12b, Tsakane	073 393 9855	Grade 11
WARD 85					
Name of the Councillor	Clr. A. Mnguni	-	-	083 369 9435	
Name of the CDW	Lovemore Chauke	-	-	079 696 0340	
No. of Disabled		-	-	-	
No. of women	4	-	-	-	
No. of Men	6	-	-	-	
No. of Youth		-	-	-	
MEMBER NAME & SURNAME	SECTOR	ID NO.	ADDRESS	CONTACT NO.	EDUCATIONAL LEVEL
Mncedisi C. Somyo	Youth		284 Mbata Str. Tsakane	076 293 0185	
Shila P. Mncana	Women and		18705 Fikizolo Str.	071 738 0543	

# APPENDICES

	Children		Ext8 Tsakane		
Caroline Sikasa Khanye	Aged and Disability	4712510258088	9874 Kgope Str. Rockville, Tsakane	082 644 4910	Grade 10
Noset Mkalane	Health/Social Development	6109210828086	18476 Nukeri Str. Tsakane	072 715 0537	Grade 7
Douglas Silwane Maila	Economic and City Development	57052151777089	18504 Cebekule Str, Ext 8 Tsakane	078 311 4923	Diploma
Themba A. Gama	Community Safety	5812115345087	10249 Mjaji Str. Tsakane	011 898 6369	Grade 12
Isaac Zuphulele Base	Infrastructure Services	5701025864081	17049 Thubelisha Str. Tsakane	078 863 0092	Grade 11
Duduzile P. Shabangu	Sports, Heritage, Recreation, Arts & Culture	7703030684080	21156 Modisakeng Ext 11 Tsakane	078 750 8593	Diploma
Simon Mthimunya	Education	6205145390083	29731 Mashigo Str. Ext 11 Tsakane	074 061 9999	Grade 11
Mduduzi Zwane	Environmental Services		18773 Kholavutchika Str. Tsakane	073 551 9856	
WARD 86					
Name of the Councillor	Clr. T. Mbonani			072 303 4347	
Name of the CDW	Mzwakhe Nkutha			079 6960341	
No. of Disabled					
No. of women	3				
No. of Men	7				
No. of Youth					
MEMBER NAME & SURNAME	SECTOR	ID NO.	ADDRESS	CONTACT NO.	EDUCATIONAL LEVEL
Nthabiseng Thola	Aged & Disability	8205060695084	807 A, Ext 10. Tsakane	078 428 5328	Grade 12
Azaria Nkosi	Community Safety		13119 Luthuli Street, Ext 9, Tsakane	072 675 0848	
Sivuyile Nzilili	Infrastructure Services	8605035978087	1682 Ext 10, Tsakane	083 977 7156	Grade 12
Thulani William Mngoma	Youth	8503025661088	5582 Ext 4, Masechabaview	073 630 9151	Grade 11
Mantonto Ndamase	Women & Children		374 ext 1, Bluegumview	072 225 6526	
Petros Mpho Thejane	Economic Development and City Planning	7905115771084	5549 Ext 4, Masechabaview	076 194 0126	Grade 10
Lydia Nduduzo Hadebe	Health & Social	8708010993088	13427 Malepe Street, Ext 9,	073 644 9403	Grade 10



# APPENDICES

	Development		Tsakane		
Cornelius Mokoena	Sports, Heritage, Recreation, Arts & Culture	8104115664080	1631 Mayekiso Street, Masechabaview	076 788 9561	Grade 12
Mendi Alpheus Letsholo	Enviromental Development	8110025467084	1768 Ramaphosa Street, Masechabaview	083 992 8709	Grade 12
Thomas Hlophe	Education	750185383081	915 Ext 17, Tsakane	073 576 6182	Grade 8
WARD 87					
Name of the Councillor	Clr. T. P. Motaung				
Name of the CDW	Shalot Zulu			079 696 0344	
No. of Disabled					
No. of women	3				
No. of Men	7				
No. of Youth					
MEMBER NAME & SURNAME	SECTOR	ID NO.	ADDRESS	CONTACT NO.	EDUCATIONAL LEVEL
Lucky Mntambo	Health & Social Development		6730 B. Mnchunu Street, Zamani	082 300 1576	
Nthabiseng Ramalope	Women & Children	6809120911084	4367 Kaunda Street, Zamani	071 215 4024	Grade 11
Tebogo Matlala	Aged & Disability	7608035760084	407 Lovebird Street, Ext 1, Bluegumview	076 779 8898	Grade 12
Thulani Stephen Mabuza	Infrastructure Services		E17 J. Zuma Street, Zamani	073 764 7751	
Tshepo Ephraim Ngcobo	Youth	8906145321089	4431 M. Kotane Street, Ext 5, Zamani	073 875 7007	Grade 12
Segopolo Tlharipe	Economic Development		5084 Ext 2, Masechabaview	073 857 7224	
Bandile Andrew Sithole	Community Safety	7303135553080	462 Coolbreeze, Bluegumview	072 995 8316	Grade 12
Ouma Emely Manana	Sports, Heritage, Recreation, Arts and Culture	7709150555083	5198 V. Mxenge Street, Zamani	073 491 1584	Grade 11
Nomathemba Bhubhu	Environmental Development		4138 Z.K. Matthews Street, Zamani	078 058 8363	
Thulani Benjamin Mahlangu	Education		6850 Lucky Mogodi Street, Zamani	083 740 4554	

# APPENDICES

WARD 88					
Name of the Councillor	Clr. W. Labuschagne				
Name of the CDW	Tholakele Mashinini			079 696 0345	
No. of Disabled	1				
No. of women	3				
No. of Men	7				
No. of Youth					
MEMBER NAME & SURNAME	SECTOR	ID NO.	ADDRESS	CONTACT NO.	EDUCATIONAL LEVEL
Alida Diazelna Swarts	Women		64 gazelle drive alrapark, nigel	011 819 2386	
Shaun Jerome Hills	Youth		15 cherry avenue, alrapark, nigel	082 386 0015	
Jeffrey Miggels	Aged and Disability		54 orange drive, alrapark, nigel	073 563 3700	
Johan Van Rensburg	Community Safety		156 hendrik verwoerd street, nigel	084 631 6698	
Quinton Williams	Infrastructure Services		52 grysbok avenue, alrapark, nigel	082 686 5883	
Grietha Swartz	Health and Social Development		2 cherry avenue, alrapark, nigel	011 819 1886	
Suleman Ismail Essop	Economic and City Development		18 ghandi road, mackenzieville, nigel	076 344 3242	
Lynese Varidy Hassiem	Environmental Development		1 apricot avenue, alrapark, nigel	072 392 6487	
Scheepers Andre	Education		8 pruim avenue, alrapark, nigel	076 465 7351	
Dominic Magalhaes	Sports,Heritage,Recreation,Arts and Culture		2 guava street, alrapark, nigel	078 195 4508	
WARD 89					
Name of the Councillor	Clr. F. Mooko			084 765 1274	
Name of the CDW	Yvone Machete			079 696 0296	
No. of Disabled					
No. of women					
No. of Men					
No. of Youth					
MEMBER NAME & SURNAME	SECTOR	ID NO.	ADDRESS	CONTACT NO.	EDUCATIONAL LEVEL

# APPENDICES

Mnisi Mabel	Women and Children	661026 0727 086	155 Phase 5, Winnie Mandela	079 904 2400	STD 10
Pila Simon Malose	Aged and Disability	501007 5260 087	7081 Zone 2, Winnie Mandela	083 589 7126	STD 05
Shawe Dumisani Christof	Youth	860509 5324 081	2500 Zone 10, Winnie Mandela	078 861 6872	N2 Electrical Engineering
Raluthaka Lebogang	Education	910313 0980 082	2073 Zone 9, Winnie Mandela	073 371 9369	Grade 12
Thobejane Benny Thabudi	Environmental Development	680305 5739 081	7238 Zone 2, Winnie Mandela	072 389 6413	Diploma
Mashigo Tshepho Mario	Health and Social Development	920110 5903 087	303 L&J Informal Settlement	076 983 5895	Grade 12
Ndubane Caroline Lindiwe	Infrastructure Services	680610 1036 089	739 Zone 3, Winnie Mandela	076 588 8514	Grade 12
Mojadibe Moses Sepalo	Sport, Heritage, Recreation, Arts and Culture	631004 5304 083	2042 Zone 9, Winnie Mandela	074 106 7765	STD 09
Mashilo Ramokone Agnes	Economic Development and City Planning	770515 0700 083	2058 Zone 9, Winnie Mandela	083 534 5466	Grade 12
Sigama Eunice Mbulungeni	Community Safety	620302 1148 089	7036 Zone 2, Winnie Mandela	079 970 5737	Grade 09
WARD 90					
Name of the Councillor	Clr. O. Sebogole	-	-	078 863 4083	
Name of the CDW	Francina Langa	-	-	079 696 0248	
No. of Disabled		-	-	-	
No. of women	4	-	-	-	
No. of Men	5	-	-	-	
No. of Youth		-	-	-	
MEMBER NAME & SURNAME	SECTOR	ID NO.	ADDRESS	CONTACT NO.	EDUCATIONAL LEVEL
Gretah Tshandana	Women and Children	600820 0984 083	842 Enhlanzeni Section, Tembisa	073 491 7610	Grade 05
Senzeni Margaret Zulu	Aged and Disability	560602 0750 088	S121 Blue Flat, Tembisa	072 687 3382	Grade 11
Rodgers Baloyi	Youth	840201 5557 085	48 Vusimuzi Section, Tembisa	073 013 8485	Grade 12
Welcome Khayelihle Xulu	Education	710807 5776 082	105 Vusimuzi Section, Tembisa	083 761 3441	Grade 12
Douglas Sibusiso Mpanza	Environmental Development	780406 5680 082	1023 Enhlanzeni Section, Tembisa	074 326 7504	Grade 12
Ntombi Stephina	Health and Social Development	820517 1151 084	A1847 Vusimuzi Section, Tembisa	072 355 0469	Level 4 ABET

# APPENDICES

Daniel Boy Sehwana	Infrastructure Services	530922 5537 083	2000 Vusimuzi Section, Tembisa	078 041 8934	Grade 11
Yekie Mavis Bini	Sport, Heritage, Recreation, Arts and Culture	600615 0570 084	B414 Vusimuzi Section, Tembisa	076 199 1347	Grade 05
<b>VACANT MEMBER DECEASED</b>	Economic Development and City Planning	VACANT	VACANT	VACANT	
Fhatuwani Lucky Nemutanshela	Community Safety	790730 5474 081	1176 Vusimuzi Section, Tembisa	084 563 6238	Grade 12

## WARD 91

Name of the Councillor	Clr. B. J. Jordaan	<u>Disbanded</u>	-	083 770 5726	
Name of the CDW		-	-		
No. of Disabled		-	-		
No. of women		-	-		
No. of Men		-	-		
No. of Youth		-	-		
MEMBER NAME & SURNAME	SECTOR	ID NO.	ADDRESS	VACANT	EDUCATIONAL LEVEL
VACANT	Women & Children		VACANT	VACANT	
VACANT	Aged & Disability		VACANT	VACANT	
VACANT	Youth		VACANT	VACANT	
VACANT	Education		VACANT	VACANT	
VACANT	Environmental Development		VACANT	VACANT	
VACANT	Heath & Social Development		VACANT	VACANT	
VACANT	Infrastructure Services		VACANT	VACANT	
VACANT	Sport, Heritage, Recreation, Arts and Culture		VACANT	VACANT	
VACANT	Economic Development		VACANT	VACANT	
VACANT	Community Safety		VACANT	VACANT	

## WARD 92

Name of the Councillor	Clr. A.G. Gersbarch	-	-	083 236 3048	
------------------------	---------------------	---	---	--------------	--

# APPENDICES

<b>Name of the CDW</b>	<b>VACANT</b>				
<b>No. of Disabled</b>					
<b>No. of women</b>	<b>5</b>				
<b>No. of Men</b>	<b>5</b>				
<b>MEMBER NAME &amp; SURNAME</b>	<b>SECTOR</b>	<b>ID NO.</b>	<b>ADDRESS</b>	<b>CONTACT NO.</b>	<b>EDUCATIONAL LEVEL</b>
Betty D. Kgobe	Women and Children	6908150758082	03 Sirkel Street, Elandsfontein	083 528 8925	Grade 12
Stephina K. Khumalo	Aged and Disability	6302150964082	6 Vlak Vark Street, Elandsfontein	071 378 3520	Grade 12
Tshinane T. Mufamadi	Youth	7202027990089	7 Eland Street, Elandsfontein	072 828 0933	Grade 12
Athilwinarho F. Mudau	Education	7105020893087	51 Sirkel Street, Elandsfontein	074 992 2152	Honours Degree
Rebecca Nkosi	Environmental Development	6107110464085	208 Barbara Street, Elandsfontein	073 832 4949	Grade 6
Sikhetho J. Mathebula	Health and Social Development	6503075940087	2 Eland Street, Elandsfontein	083 688 6551	Grade 10
Newton Baumgart	Infrastructure Services	4906055043081	5 Allen Street, Bardene	083 286 5036	
Cain M. Leshaba	Sport, Heritage, Recreation, Arts and Culture	5409015561085	12 Eland Street, Elandsfontein	083 766 5894	
Albert Khumalo	Economic Development and City Planning	6611025515089	11 Seekoei Street, Elandsfontein	082 751 1148	Grade 12
John D. Ngobeni	Community Safety	6303112335087	11 Seekoei Street, Elandsfontein	083 499 4295	Grade 6

## WARD 93

<b>Name of the Councillor</b>					
<b>Name of the CDW</b>					
<b>No. of Disabled</b>					
<b>No. of women</b>					
<b>No. of Men</b>					
<b>No. of Youth</b>					
<b>MEMBER NAME &amp; SURNAME</b>	<b>SECTOR</b>	<b>ID NO.</b>	<b>ADDRESS</b>	<b>CONTACT NO.</b>	<b>EDUCATIONAL LEVEL</b>
Veronica H. Nunn	Women and Children	590130050086	5 Chapman Street, Delmore Park,	083 324 4154	Grade 11

# APPENDICES

			Germiston		
Angelina Dlamini	Aged and Disability		B 287 Marathon, Germiston	083 760 3223	
Peleka Swelindawo	Youth	8204051258085	F 645 Marathon, Germiston	084 035 1758	Grade 11
Pheliswa Dondolo	Education	8304031337380	B 94 Goodhope	079 799 0155	Grade 12
David Sibusa	Environmental Development	5809105912082	A386 Ulaana, Germiston	078 078 6245	Grade 10
Bheki H Mthembu	Health and Social Development				
Tebeah Buti	Infrastructure Services	6303050723081	B90 Good Hope, Germiston	078 191 4686	Grade 11
Oliver N Silele	Sport, Heritage, Recreation, Arts and Culture	6902055998083	19 Clurnad Avenue, Delmore Gardens,	082 719 4675	Grade 10
	Economic Development and City Planning		C502 Good Hope, Germiston	082 409 5800	
Brenda M Nwosu	Community Safety	6810120254087	D17 Pharoe Park, Germiston	072 399 6757	Grade 11
WARD 94					
Name of the Councillor		-	-		
Name of the CDW		-	-		
No. of Disabled		-	-		
No. of women		-	-		
No. of Men		-	-		
No. of Youth		-	-		
MEMBER NAME & SURNAME	SECTOR	ID NO.	ADDRESS	CONTACT NO.	EDUCATIONAL LEVEL
Thuleleni Mlotshwa		6108280297081	5 First Mayberry Park	072 272 0581	Grade 11
Dudu Caroline Ngandela		5205240732081	24 Sekelbos Street, Mauberry Park	082 815 4429	Grade 12
Jeuffry Manamela		8906116246083	Mauberry Park	084 638 5526	Grade 12
Marina Van Wyk					
Sinenhlanhla Mazibuko		8010166008087	3 Fir Street Mayberry Park	079 576 7223	Grade 12
Sipho Ndlovu		7802027651084	Shop.6 Cache Centre Mayberry Park	083 743 4791	Grade 10
Bennett Ndaba		5809245316081			Grade 10
Gugulethu Ndaba		8701230995081	208 Graceland Estate Elspark	078 688 0504	Grade 12

# APPENDICES

Bonani Mahlumba		6104245554088	42 Koorsboom Street	078 274 4064	Masters (Social Science)
Lordwick Themba Tshangela		6310035779088	30 Fir Street Mayberry Park	082 556 5052	Diploma
WARD 95					
Name of the Councillor	Clr L. T. Khumalo				
Name of the CDW					
No. of Disabled					
No. of women	5				
No. of Men	5				
No. of Youth					
MEMBER NAME & SURNAME	SECTOR	ID NO.	ADDRESS	CONTACT NO.	EDUCATIONAL LEVEL
Rebecca Moikangwe	Women and Children	5904010290086	20859 Ext 30, Mfundo Park, Vosloorus	073 948 6626	Grade 10
SankqelaThobeka	Aged and Disability	7411281235087	1477 Tamarisk Street, Ext 10 Mapleton	078 383 1344	Grade 11
Hlongwana Bongani	Youth	7408225810082	234 Dube Road, Vosloorus	079 084 1484	Grade 12
Princess Fikile	Education	7007110588082	20082 Usinga Street, Mfundo Park, Vosloorus	082 542 3668	Grade 12
Nicholus Tsotetsi	Environmental Development		1031 Prickly Pear Street, Ext 10 Mapleton	083 906 0284	
Olivia Lwanyana	Health and Social Development	6904220765082	1028 Prickly Pear Street, Ext 10 Mapleton	076 350 7236	Grade 12
Betty Tshabangu	Infrastructure Services		1336 Montanda Street, Ext 10 Mapleton	072 099 1956	
Tshepo Phalane	Sport, Heritage, Recreation, Arts and Culture	8102145753089	20394 Lefokotsane Street, Mfundo Park, Voslo	078 874 2034	Grade 12
Zwane Vusi	Economic Development and City Planning	6702045382087	16200 Imbuza street, Ext 16, Vosloorus	072 888 8563	Degree
Joe Mtshweni	Community Safety	7102185354088	20318 Umgilane Street, Ext 30 Mfudo Park, Vosloorus	079 644 2391	Grade 12



# APPENDICES

WARD 96					
Name of the Councillor	Clr. R. Dladla				
Name of the CDW					
No. of Disabled					
No. of women	7				
No. of Men	3				
No. of Youth					
MEMBER NAME & SURNAME	SECTOR	ID NO.	ADDRESS	CONTACT NO.	EDUCATIONAL LEVEL
Pauline S. Molobela	Aged and Disabled	5010020305086	5777 Maduna Str, Daveyton	076 124 0657	Grade 11
Mzikayise P. Sithole	Economic Development	8712281283087	7425 Tshabalala Str, Daveyton	079 621 3321	Grade 12
Steven Xulu	Community Safety	73061665566087	4792 Mayfield Ext 6, Daveyton	076 161 9873	Grade 11
Kateko R. Nkuna	Environmental Development	901013099783	422 Sun Str, Daveyton	076 721 5560	Grade 12
Busi P. Sibeko	Women and Children		7380 Bhekizulu Str, Daveyton	071 612 8378	Grade 11
Thoko G. Thwala	Health & Social Development		6163 Mayfield Ext 7, Daveyton	076 186 5225	
Viviane Nkomo	Infrastructure Services	6306101093081	890 President Str, Mayfield Ext 1 Daveyton	082 478 0611	Grade 11
Bongani B. Ntuli	Education	8004125798086	60836 Mkhathshwa Ext3, Daveyton	076 945 8366	Post Graduates in Education B.Com
Ntombizodwa Magwaza	Sports,Heritage,Recreation,Arts and Culture	7003095337082	6332 Kheswa Str, Daveyton	083 238 7799	Diploma (HRM)
Sasabona Hlana	Youth		1426 Simunye str, Daveyton	076 763 7125	National Diploma
WARD 97					
Name of the Councillor	Clr. V. Dyson				
Name of the CDW					
No. of Disabled					
No. of women	3				
No. of Men	7				
No. of Youth					
MEMBER NAME & SURNAME	SECTOR	ID NO.	ADDRESS	CONTACT NO.	EDUCATIONAL LEVEL
Phineas Dikobe Malatsi	Aged and		151 Northdene	011 364 2000	

# APPENDICES

	Disabled		Ave.		
Gcinabantu Ezrome Mungose	Economic Development and City Planning	658025470085	8 Newkleinfontien Rd. Leachville Ext3	082 253 7765	Grade 10
Bafana Phillip Mahlami	Community safety		6 Mazel Ave. Leachville Ext3	084 387 9652	
Thapelo Sebastian Ntoyi	Environmental Development	7106105681082	9 Privet Ave. Leachville Ext 3	073 210 0124	Grade 11
Silindile Sithole	Women and Children		29 Privet Ave. Leachville Ext 3	Not Available	
Carmen Prudence Williams	Health & Social Development	8806120778081	221 Magalini Statemine Brakpan	078 436 8135	
Themba Caswell Shilubane	Infrastructure Services	7409155590082	17 Sudwala Str. Leachville Ext 3	072 058 3204	
Mphikeleli Koos Nkuta	Education	7411045651082	40 Blyde Ave. Leachville Ext3	082 775 8292	National Diploma
Zamokwakhe Gerald Zwane	Sports,Heritage,Recreation,Arts and Culture	7309225739083	120 Blyde Ave. Leachville Ext 3	071 287 6575	Grade 12
Baba Musawenkosi	Youth	8308260660087	513 Brakpan	073 280 5061	Diploma
WARD 98					
Name of the Councillor	Clr. N.A. Mabena				
Name of the CDW					
No. of Disabled	1				
No. of women	3				
No. of Men	7				
No. of Youth					
MEMBER NAME & SURNAME	SECTOR	ID NO.	ADDRESS	CONTACT NO.	EDUCATIONAL LEVEL
Ntebogeng Phati	Women & Children	7910220471083	3793 Modupi Street, Duduza	076 124 0657	Grade 12
Pearl Nonkululeko Salmame	Youth	8212270784088	1500 Nqubane Street, Duduza	079 621 3321	
Lefa Mlangeni	Aged & Disability	7504115392088	3539 Letsapa Street, Duduza	074 370 1738	
Thabo Seepe	Community Safety	7508215531083	3348 Mofokeng Street, Duduza	076 721 5560	
Linda Qoqa	Infrastructure Services		824 Mashinini Street, Duduza	071 612 8378	
Mothuli C. Sebusi	Health & Social Development	770109573087	3756 Tsaagane Street, Duduza	083 991 8405	Grade 11
Nombopane Lydia Manqupu	Economic Development & City	'5904040395087	1633 Dube Street, Duduza	072 086 8986	Grade 11

# APPENDICES

	Planning				
Phoka Motaung	Environmental Development	6607135442081	4068 Montoedi Street, Duduza	076 945 8366	Grade 12
Modise Darius Molefe	Education		2012 Nkomo Street, Duduza	083 238 7799	
Dumisane Maseko	Sports, Heritage, Recreation, Arts & Culture	7806035502080	3629 Thobejane Street, Duduza	082 519 5710	Diploma (Public Management)
<b>WARD 99</b>					
<b>Name of the Councillor</b>	<b>Clr. C. Mabaso</b>				
<b>Name of the CDW</b>					
<b>No. of Disabled</b>					
<b>No. of women</b>	<b>3</b>				
<b>No. of Men</b>	<b>7</b>				
<b>No. of Youth</b>					
<b>MEMBER NAME &amp; SURNAME</b>	<b>SECTOR</b>	<b>ID NO.</b>	<b>ADDRESS</b>	<b>CONTACT NO.</b>	<b>EDUCATIONAL LEVEL</b>
Zanele F. Mbatha	Women & Children	7401220411089	1641 Water Welon Str. Windmill Park	078 796 1927	
Luyanda Sogquzu	Youth		2373 Windmill Park Deckton	078 207 8807	
Dennis Mazamisa	Aged & Disability		1112 Caldonia Curve Geluksdal	083 345 8869	
Zingisa N. Bambiso	Community Safety	7804245608086	3130 AtlantaCrescent geluksdal Ext2	078 918 8480	Diploma
Moses T. Mokoetla	Infrastructure Services	4910285623084	1227 Katrina Str Geluksdal Ext 1	073 458 0531	Grade 11
Thulani Nkosi	Health & Social Development	7103155862084	F870 Phatudi Str. Freedom Park Ext3	073 158 7040	Grade 12
Funisile Judith Hlatywayo	Economic Development & City Planning	740419	178 Ntutuko Str. Windmill Park Lindelani Ext1	078 525 1046	
Timeletso Cossa	Environmental Development	72042806214088	883 Hammerkop Str. Windmill Park Ext 8	076 619 4162	Grade 11
Moses Tebogo Fohlisa	Education	7208035937087	340 Ratanang Str. Freedom Park Ext 3	073 527 4606	Grade 10
December Wilie Tshabalala	Sports, Heritage, Recreation, Arts & Culture		3317 Valcon Crescent Ext 12	073 756 5554	

# APPENDICES

WARD 100					
Name of the Councillor	Clr. P. J. Henning	-	-	083 626 3563	
Name of the CDW	Benny Maepa	-	-	079 696 0233	
No. of Disabled		-	-		
No. of women	3	-	-		
No. of Men	7	-	-		
No. of Youth		-	-		
MEMBER NAME & SURNAME	SECTOR	ID NO.	ADDRESS	CONTACT NO.	EDUCATIONAL LEVEL
Agnes Louis Jiroflee	Environmental Development	5411230200085	Plot 15, Elandsfontein	082 851 6060	
Thandi Marjorie Mlangeni	Aged & Disability	4912160300085	291 AB Xubeni Crescent, Hospital View, Tembisa	082 341 1455	Grade 12
Lani van der Walt	Youth	8102265022083	Plot 168, 3rd Avenue, Bredell Kempton Park	083 417 7242	Bachelor of Engineering
Madimetja Joseph Thubakgale	Education	7411225184084	5322 Ext. 12, Hospital View, Tembisa	082 594 3374	Diploma
Flora Kobotlo Modiba	Women & Children	4501220462082	1421 Griffiths Mxenge Street, Hospital View, Tembisa	083 956 8785	
John Dreuz	Heath & Social Development	6107185043087	Plot 16 Gum Street, Benoni Agricultural Holdings	082 717 6250	Grade 12
Don Vuyisile Dlwathi	Infrastructure Services	6607235578081	149 Ulundi Street, Hospital View, Tembisa	072 153 1282	
Mankidi Michael Boshomane	Sport, Heritage, Recreation, Arts and Culture	6906165711088	175 Tshepo Section Dione Street, Hospital View, Tembisa	083 204 0006	Degree
Brian Adams	Economic Development and City Planning	4305145051081	203 Hazel Road, Benoni Agricultural Holdings	071 565 3739	
Alan Mallinick	Community Safety	6712105169084	49 Muller Street, Marister, Benoni	079 505 8348	National Diploma

WARD 101					
Name of the Councillor	Clr T. J. Matabane (083 719 5591)	-	-	083 719 5591	
Name of the CDW		-	-		

# APPENDICES

No. of Disabled					
No. of women	3				
No. of Men	7				
No. of Youth					
MEMBER NAME & SURNAME	SECTOR	ID NO.	ADDRESS	CONTACT NO.	EDUCATIONAL LEVEL
Motubane Lilian	Women & Children	6111030551088	6343 Extension 5, Palmridge	071 360 4515	Grade 11
Selialia Alphonso Shata	Aged & Disability		7013, Ext 5, Sonwabo	072 210 2753	
Zameni Majola	Youth	7908255625086	9800 Extension 1, Palmridge	082 673 7334	Grade 11
SelemelaKgoale George	Education		8508, Ext 6, Palmridge	079 854 4457	
LesapoPascalineMamote na	Environmental Development		10825, Ext 7, Sonwabo	072 122 6486	
LamolaMilicent Duduzile	Heath & Social Development	6908190298081	14383 Khumbula Street, Ext 8, Palmridge	076 668 4102	Grade 11
LamolaMilicent Duduzile	Infrastructure Services		13550, Ext 8, Palmridge	073 354 4194	
HlatshwayoMandla Richard	Sport, Heritage, Recr, Arts & Culture		9766, Ext 7, Palmridge	073 757 7535	
Eric Nditsheni Matshete	Economic Development	6502115704081	9766, Ext 7, Palmridge	072 7142 756	Grade 12

ELECTED WARD MEMBERS (STATING NUMBER OF MEETING ATTENDED – MAXIMUM 12 MEETINGS)

Names: xxx (8); xxx (7)...

T F.3

## APPENDIX G – RECOMMENDATIONS OF THE MUNICIPAL AUDIT COMMITTEE YEAR 2012/13

[illegible]

# APPENDICES

[illegible]

## APPENDIX H – LONG TERM CONTRACTS AND PUBLIC PRIVATE PARTNERSHIPS



# APPENDICES

Long Term Contracts (20 Largest Contracts Entered into during Year 2012/2013)					
					R' 000
Name of Service Provider (Entity or Municipal Department)	Description of Services Rendered by the Service Provider	Start Date of Contract	Expiry date of Contract	Project manager	Contract Value
ELECT ASSURE	Replacement, maintenance and installation of traffic signal equipment	2012-07-01	2015-06-30	Marius Van Huysen	30,000
INTERWASTE	Operation and maintenance of landfill sites	2012-07-01	2015-06-30	Frans Maebana	29,524
COMBINED PRIVATE INVESTIGATION	Supply,Delivery,Installation,maintenance and monitoring of security systems for electricity	2012-12-01	2015-06-30	Hannes De Flamming	27,600
ENVITECH SOLUTIONS	Operation and maintenance of clean development mechanismproject	2012-07-01	2015-06-30	Shaaiza Bhailall	21,824
RAITE SECURITY SERVICES	Rendering of security services	2012-10-01	2015-06-30	Koos Engelbrecht	20,160
CT LAB	Administration and operation of power quality management	2012-11-01	2015-06-30	Chris Day	10,923
HWIBIDU SECURITY SERVICES	Rendering of security services	2012-10-01	2015-06-30	Koos Engelbrecht	8,100
ANALYTICAL RISK MANAGEMENT	Rendering of security services	2012-10-01	2015-06-30	Koos Engelbrecht	3,848
LEXISNEXIS	Provision of an electronic intranet based legal library	2012-09-01	2015-06-30	Kobus Hough	1,798
IPONAGATSE	Rendering cleaning and gardening services on EMM Hostels	2012-07-01	2015-06-30	Elamane De Gouvella	1,764
SHABANDU AND SONS TRANSPORT	Rendering cleaning and gardening services on EMM Hostels	2012-07-01	2015-06-30	Elamane De Gouvella	1,152
AVUKILE	Rendering cleaning and gardening services on offices	2012-08-01	2015-06-30	Mary Lekgau	936
LUVINA DEVELOPMENT PROJECTS	Rendering cleaning and gardening services on EMM Hostels	2012-07-01	2015-06-30	Elamane De Gouvella	792
ISLAND WEST TRADING	Rendering cleaning and gardening services on offices	2012-11-01	2015-06-30	Lidia Joubert	636
KUDU PRINTS	Rendering cleaning and gardening services on offices	2012-09-01	2015-06-30	Lukas Swart	489
MAKHALA EKUSENI TRADING	Rendering cleaning and gardening services on offices	2012-09-01	2015-06-30	Lukas Swart	473
METHORN	Rendering cleaning and gardening services on offices	2012-09-01	2015-06-30	Lukas Swart	396
NANGU INVESTMENTS	Rendering hygiene services	2012-08-01	2015-06-30	Mary Lekgau	382
FWMN MOGABALE CONSTRUCTION	Rendering cleaning and gardening services on offices	2012-09-01	2015-06-30	Lukas Swart	360
KJS MASILELA TRADING	Service and maintenance of air conditioning equipment	2012-10-01	2015-06-30	Mary Lekgau	330
KJS MASILELA TRADING	Service and maintenance of air conditioning equipment	2012-10-01	2015-06-30	Mary Lekgau	330
MAKHALA EKUSENI TRADING	Rendering cleaning and gardening services on offices	2012-09-01	2015-06-30	Lukas Swart	126
					T.H.1

This information is not available for the current year of reporting and endeavors will be made towards compliance.

[illegible]

# APPENDICES

## APPENDIX I – MUNICIPAL ENTITY/ SERVICE PROVIDER PERFORMANCE SCHEDULE

### ERWAT

Municipal Entity/Service Provider Performance Schedule								
Name of Entity & Purpose  (i)	(a) Service Indicators  (b) Service Targets (ii)	2010/11		2011/12		2012/13		2013/14
		Target	Actual	Target	Actual	Target	Actual	Target
		*Previous Year (iii)	(iv)	*Current Year (vi)	(vii)	*Current Year (viii)	*Current Year (ix)	*Following Year (x)
	Improved turnaround time - no of days equipment out of service			59	58			
	% reduction in turnaround time			23%	35%			
	% Compliance of treated wastewater with applicable quality standards			87%	86%			
Improve the effluent quality compliance	Number of wastewater treatment works complying 90% against the applicable standards			4	5	7	7	7
	No. of services Implemented			6	7			
	% of PM Job cards			39%	37%			
	Improved equipment Utilization-%			3%	1%			
Increased capacity of wastewater treatment works	Megalitres per day of treatment capacity			639	639	713	713	763
Increased capacitation of Wastewater Treatment Works	No of wastewater treatment work refurbished			2	1	3	5	6
	No of wastewater treatment works constructed			2	2	1		2
	Improved turnaround time - no of days equipment out of service			60	55			

# Contents

Municipal Entity/Service Provider Performance Schedule								
Name of Entity & Purpose  (i)	(a) Service Indicators	2010/11		2011/12		2012/13		2013/14
	(b) Service Targets (ii)	Target	Actual	Target	Actual	Target	Actual	Target
		*Previous Year (iii)	(iv)	*Current Year (vi)	(vii)	*Current Year (viii)	*Current Year (ix)	*Following Year (x)
	No of service contracts implemented			6	6			
	% of PM Job cards completed per quarter			20%	75%			
	Improved equipment utilization - %			3%	90%			
	No of upgrades			9	10			
	No of equipment replaced			9	10			
	Collection of all amounts billed to customers - % of amounts billed			94%	72%			
	No of days cash holding			14	133			
	% saving on operating budget			5%	11%			
	Supplier invoices paid within 30 days after receipt			97%	98%			

Note: This statement should include no more than the top four priority indicators. \* 'Previous Year' refers to the targets that were set in the Year -1 Budget/IDP round; \* 'Current Year' refers to the targets set in the Year 0 Budget/IDP round. \* 'Following Year' refers to the targets set in the Year 1 Budget/IDP round. Note that all targets must be fundable within approved budget provision. In column (ii) set out the Service Indicator (In bold italics) then the Service Target underneath (not in bold - standard type face) to denote the difference.

T /

# Contents

## BUS COMPANY

Municipal Entity/Service Provider Performance Schedule							
Name of Entity & Purpose  (i)	(a) Service Indicators	2011/12			2012/13		2013/14
	(b) Service Targets (ii)	Target		Actual	Target	Actual	Target
		*Previous Year (v)	*Current Year (vi)	(vii)	*Current Year (viii)	*Current Year (ix)	*Following Year (x)
Improved sustainability of the bus system.	% of revenue generated		27,345,766	7,109,899	7,109,899	28,986,512	30,725,703
Improved operating efficiencies of the buses	No of trips operated per year in kms.		30,568	7,948	30568	32,096	33,701
A safe and reliable bus service.	Reduced no of accidents including fatal reported.		<5	<5	<5	<5	<5
Improved operating efficiencies of the buses	Number of kilometers undertaken per quarter		1,161,924	302,100	1,161,924	1,220,020	1,281,021
Improved operating efficiencies of the busses	Number of passengers transported per quarter		1,704,956	443,289	1,704,956	1,790,203	1,879,713
Improved operating efficiencies of the busses	50% Customer satisfaction levels.		60%	60%	60%	70%	80%
<p><i>Note: This statement should include no more than the top four priority indicators. * 'Previous Year' refers to the targets that were set in the Year -1 Budget/IDP round; * 'Current Year' refers to the targets set in the Year 0 Budget/IDP round. * 'Following Year' refers to the targets set in the Year 1 Budget/IDP round. Note that all targets must be fundable within approved budget provision. In column (ii) set out the Service Indicator (In bold italics) then the Service Target underneath (not in bold - standard type face) to denote the difference.</i></p>							
T 1							