







**EC153 Ngquza Hills ( Low )**

Opening Balance	15 472	27 863	89 045	59 481	49 072	68 930	58 834	49 372	37 350	56 442	49 673	36 137
Plus Receipts	18 213	66 972	(21 997)	360	32 480	67	630	303	33 241	1 177	602	7 373
SubTotal	33 685	94 835	67 047	59 841	81 551	68 996	59 463	49 675	70 591	57 620	50 274	43 510
Less Payments	5 822	5 790	7 566	10 769	12 622	10 163	10 091	12 325	14 149	7 947	14 138	17 130
Closing Balance	27 863	89 045	59 481	49 072	68 930	58 834	49 372	37 350	56 442	49 673	36 137	26 380




**EC154 Port St Johns ( Medium )**

Opening Balance												
Plus Receipts												
SubTotal												
Less Payments												
Closing Balance												



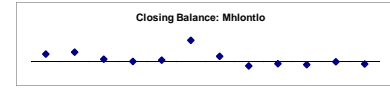
**EC155 Nyandeni ( Low )**

Opening Balance												
Plus Receipts												
SubTotal												
Less Payments												
Closing Balance												



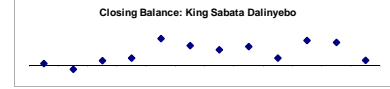
**EC156 Mhlonitlo ( Low )**

Opening Balance	6 397	8 023	1 846	(194)	758	18 824	4 289	(4 342)	(2 366)	(3 270)	(708)	
Plus Receipts	48 946	9 677	20 537	11 450	9 061	28 002	412	310	28 051	350	538	591
SubTotal	48 946	16 074	28 560	13 296	8 867	28 760	19 237	4 599	23 709	(2 016)	(2 732)	(118)
Less Payments	42 549	8 051	26 715	13 489	8 109	9 936	14 948	8 941	26 075	1 254	(2 023)	2 648
Closing Balance	6 397	8 023	1 846	(194)	758	18 824	4 289	(4 342)	(2 366)	(3 270)	(708)	(2 766)



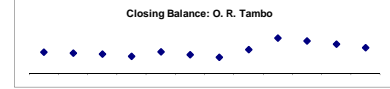
**EC157 King Sabata Dalindyebo ( High )**

Opening Balance	4 053	(10 431)	11 826	18 222	68 406	50 788	39 821	48 105	18 564	63 916	58 610	
Plus Receipts	31 695	48 954	54 610	48 579	98 660	44 500	51 713	43 291	22 106	90 634	44 145	81 572
SubTotal	31 695	53 008	43 978	60 405	116 882	112 906	102 501	83 112	70 211	109 198	108 061	140 181
Less Payments	27 642	63 639	32 153	42 183	48 476	62 118	62 880	35 007	51 647	45 282	49 451	127 964
Closing Balance	4 053	(10 431)	11 826	18 222	68 406	50 788	39 821	48 105	18 564	63 916	58 610	12 217




**DC15 O. R. Tambo ( High )**

Opening Balance	146 956	445 364	427 206	405 917	357 157	453 816	391 930	336 912	501 040	739 002	674 921	609 312
Plus Receipts	351 480	31 355	50 500	12 023	161 642	15 167	15 862	222 077	323 492	14 385	19 473	20 395
SubTotal	498 435	476 718	477 707	417 939	518 799	468 983	407 792	558 989	824 531	753 387	694 395	629 707
Less Payments	53 071	49 512	71 790	60 783	64 982	77 053	70 880	57 949	85 529	78 465	85 083	93 073
Closing Balance	445 364	427 206	405 917	357 157	453 816	391 930	336 912	501 040	739 002	674 921	609 312	536 634



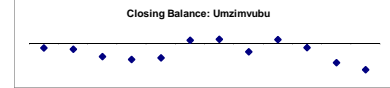
**EC441 Matatiele ( Medium )**

Opening Balance		36 808	31 931	23 538	16 686	38 524	30 325	24 518	17 454	41 436	33 895	19 958
Plus Receipts	45 160	6 832	7 908	6 397	40 665	5 611	6 120	6 532	37 021	5 595	544	15 805
SubTotal	45 160	43 641	39 839	29 935	57 351	44 134	36 444	31 050	54 475	47 031	34 438	35 762
Less Payments	8 352	11 709	16 301	13 249	18 828	13 810	11 926	13 596	13 039	13 136	14 480	12 092
Closing Balance	36 808	31 931	23 538	16 686	38 524	30 325	24 518	17 454	41 436	33 895	19 958	23 670




**EC442 Umzimvubu ( Medium )**

Opening Balance		(5 817)	(7 482)	(17 248)	(20 957)	(18 940)	3 762	5 363	(10 898)	4 926	(5 658)	(24 904)
Plus Receipts	2 550	8 020	11 361	7 921	12 111	35 284	7 823	1 407	24 805	2 912	1 107	1 021
SubTotal	2 550	2 202	3 879	(9 327)	(8 845)	16 344	11 585	6 770	13 907	7 838	(4 551)	(23 882)
Less Payments	8 367	9 684	21 127	11 630	10 095	12 581	6 222	17 668	8 981	13 496	20 353	10 344
Closing Balance	(5 817)	(7 482)	(17 248)	(20 957)	(18 940)	3 762	5 363	(10 898)	4 926	(5 658)	(24 904)	(34 226)




**EC443 Mbizana ( Medium )**

Opening Balance		36 604	32 770	28 985	18 821	12 135	63 559	58 298	50 186	64 678	56 633	52 026
Plus Receipts	44 212	5 944	4 248	1 391	1 604	60 715	2 200	16 724	27 104	3 087	4 207	3 644
SubTotal	44 212	42 549	37 018	30 377	20 425	72 850	65 758	75 022	77 290	67 764	60 839	55 690
Less Payments	7 608	9 779	8 032	11 556	8 290	9 291	7 460	24 836	12 612	11 132	8 813	18 935
Closing Balance	36 604	32 770	28 985	18 821	12 135	63 559	58 298	50 186	64 678	56 633	52 026	36 754



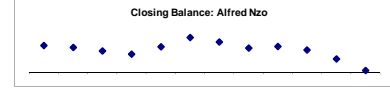
**EC444 Ntabankulu ( Low )**

Opening Balance		18 312	16 140	23 807	18 376	34 450	32 333	32 313	29 640	40 929	37 506	33 301
Plus Receipts	32 925	2 430	14 204	3 706	23 272	7 455	3 706	1 395	17 599	1 208	174	1 086
SubTotal	32 925	21 243	30 344	27 514	41 648	41 905	36 040	33 708	47 238	42 137	37 679	34 387
Less Payments	14 613	5 102	6 537	9 137	7 198	9 572	3 726	4 068	6 309	4 632	4 379	6 696
Closing Balance	18 312	16 140	23 807	18 376	34 450	32 333	32 313	29 640	40 929	37 506	33 301	27 690



**DC44 Alfred Nzo ( Medium )**

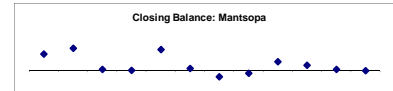
Opening Balance		211 272	197 455	169 988	145 593	201 470	272 692	240 071	191 831	205 327	175 787	107 150
Plus Receipts	245 907	14 347	7 174	5 084	92 215	111 956	7 070	5 922	68 069	4 263	1 193	9 017
SubTotal	245 907	225 618	204 629	175 072	237 808	313 427	279 762	245 993	259 901	209 590	176 980	116 167
Less Payments	34 635	28 163	34 641	29 480	36 338	40 734	39 691	54 162	54 574	33 803	69 830	97 525
Closing Balance	211 272	197 455	169 988	145 593	201 470	272 692	240 071	191 831	205 327	175 787	107 150	18 642






**FS196 Mantsope ( Medium )**

Opening Balance	2 559	10 719	14 596	789	269	13 711	1 507	(3 924)	(1 666)	5 903	3 580	890
Plus Receipts	30 985	20 482	(160)	8 394	22 083	7 216	4 314	13 064	26 087	9 323	6 372	5 915
SubTotal	33 544	31 201	14 437	9 183	22 352	20 928	5 821	9 140	24 421	15 226	9 952	6 805
Less Payments	22 824	16 605	13 648	8 914	8 641	19 420	9 745	10 806	18 518	11 646	9 062	6 838
Closing Balance	10 719	14 596	789	269	13 711	1 507	(3 924)	(1 666)	5 903	3 580	890	(33)



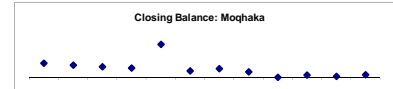
**DC19 Thabo Mofutsanyana ( Low )**

Opening Balance	22 343	18 715	13 594	8 813	29 394	42 503	35 740	32 151	44 476	38 789	33 642	33 642
Plus Receipts	31 761	172	1 212	491	25 308	18 003	408	968	19 422	349	673	722
SubTotal	31 761	22 515	19 928	14 085	34 121	47 396	42 911	36 708	51 574	44 824	39 461	34 363
Less Payments	9 418	3 799	6 334	5 271	4 727	4 893	7 171	4 557	7 098	6 036	5 819	9 357
Closing Balance	22 343	18 715	13 594	8 813	29 394	42 503	35 740	32 151	44 476	38 789	33 642	25 006



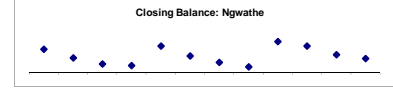
**FS201 Mqoqhaka ( High )**

Opening Balance	2 985	30 421	26 526	23 247	21 020	70 006	14 687	19 655	12 616	1 204	6 288	3 650
Plus Receipts	114 957	29 033	32 339	25 718	80 520	25 816	26 681	26 778	64 112	26 621	37 656	37 302
SubTotal	117 942	59 454	58 864	48 965	101 540	95 822	41 368	46 434	76 727	27 825	43 944	40 952
Less Payments	87 521	32 928	35 617	27 946	31 534	81 136	21 712	33 818	75 524	21 536	40 294	34 355
Closing Balance	30 421	26 526	23 247	21 020	70 006	14 687	19 655	12 616	1 204	6 288	3 650	6 597



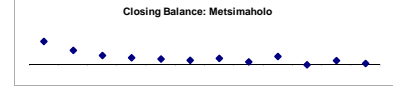
**FS203 Ngwathe ( Medium )**

Opening Balance	9 632	49 038	31 495	18 902	15 299	55 743	35 084	22 115	12 960	65 026	56 023	37 623
Plus Receipts	76 611	22 898	23 368	12 641	57 916	23 209	17 054	23 991	80 326	19 855	31 323	29 092
SubTotal	86 243	71 936	54 864	31 543	73 215	78 952	52 138	46 105	93 286	84 881	87 346	66 715
Less Payments	39 206	40 441	35 961	16 245	17 472	43 868	30 023	33 145	28 260	28 858	49 723	36 718
Closing Balance	49 038	31 495	18 902	15 299	55 743	35 084	22 115	12 960	65 026	56 023	37 623	29 998




**FS204 Metsimaholo ( High )**

Opening Balance	35 215	58 789	35 304	22 209	16 518	13 194	10 306	14 812	5 520	20 044	(1 723)	8 814
Plus Receipts	79 808	43 706	31 975	38 504	39 724	38 603	51 556	39 208	80 280	32 132	59 847	54 764
SubTotal	115 023	102 495	67 279	60 713	56 242	51 797	61 861	54 020	85 800	52 176	58 124	63 578
Less Payments	56 235	67 191	45 070	44 194	43 048	41 492	47 049	48 500	65 756	53 899	49 310	61 889
Closing Balance	58 789	35 304	22 209	16 518	13 194	10 306	14 812	5 520	20 044	(1 723)	8 814	1 689



**FS205 Mafube ( Medium )**

Opening Balance	1 935	16 736	16 249	11 505	7 914	25 673	7 116	5 335	1 116	4 929	395	3 638
Plus Receipts	46 834	10 771	8 172	7 502	31 414	15 744	7 165	5 862	34 761	7 327	13 516	4 177
SubTotal	48 769	27 507	24 421	19 007	39 328	41 417	14 281	11 197	35 877	12 256	13 971	7 815
Less Payments	32 033	11 238	12 936	11 093	13 655	34 301	8 946	10 080	30 948	11 861	10 333	7 173
Closing Balance	16 736	16 269	11 505	7 914	25 673	7 116	5 335	1 116	4 929	395	3 638	642



**DC20 Fezile Dabi ( Low )**

Opening Balance	33 019	80 122	72 184	64 820	55 352	86 657	74 117	63 298	54 012	58 279	50 634	41 181
Plus Receipts	54 519	788	2 044	356	45 389	3 588	(1 910)	407	32 384	2 604	1 472	1 532
SubTotal	87 538	80 910	74 229	65 176	100 741	90 246	72 206	63 705	86 397	60 883	52 106	42 713
Less Payments	7 416	8 725	9 409	9 824	14 084	16 129	8 908	9 693	28 117	10 249	10 926	44 757
Closing Balance	80 122	72 184	64 820	55 352	86 657	74 117	63 298	54 012	58 279	50 634	41 181	(2 045)







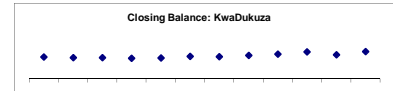






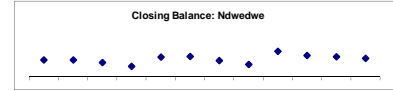
**KZN292 KwaDukuza ( High )**

Opening Balance	252 221	276 874	270 328	268 584	260 265	266 302	285 039	281 679	297 578	316 974	343 751	308 567
Plus Receipts	69 837	63 592	54 436	46 240	72 359	94 836	64 955	72 433	83 486	73 812	74 566	111 837
SubTotal	322 058	340 467	324 764	314 823	332 625	361 138	349 994	354 112	381 063	390 786	418 317	420 403
Less Payments	45 184	70 139	56 180	54 558	66 323	76 099	68 315	56 534	64 090	47 035	109 751	71 571
Closing Balance	276 874	270 328	268 584	260 265	266 302	285 039	281 679	297 578	316 974	343 751	308 567	348 832



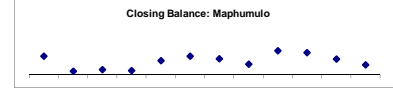
**KZN293 Ndwedwe ( Low )**

Opening Balance	3 610	21 314	21 139	17 825	12 799	24 924	25 842	20 464	15 575	32 339	27 019	25 537
Plus Receipts	23 562	3 656	1 323	431	17 572	6 472	774	2 915	22 168	657	829	3 374
SubTotal	27 172	24 970	22 462	18 256	30 371	31 396	26 617	23 379	37 743	32 996	27 848	28 911
Less Payments	5 858	3 831	4 637	5 457	5 447	5 554	6 153	7 804	5 404	5 977	2 310	5 644
Closing Balance	21 314	21 139	17 825	12 799	24 924	25 842	20 464	15 575	32 339	27 019	25 537	23 267



**KZN294 Maphumulo ( Medium )**

Opening Balance	1 501	23 162	3 984	5 973	4 747	17 630	23 322	19 859	12 891	30 425	27 786	19 539
Plus Receipts	28 737	2 737	6 922	5 537	18 335	13 099	988	(4 498)	22 640	603	375	629
SubTotal	30 238	25 899	10 906	11 510	23 082	30 729	24 310	15 361	35 530	31 029	28 161	20 168
Less Payments	7 077	21 915	4 933	6 763	5 452	7 408	4 451	2 471	5 105	3 242	8 622	8 262
Closing Balance	23 162	3 984	5 973	4 747	17 630	23 322	19 859	12 891	30 425	27 786	19 539	11 906



**DC29 iLembe ( Low )**

Opening Balance	62 622	188 601	172 177	138 821	89 110	44 914	105 288	124 427	114 238	177 564	171 467	117 519
Plus Receipts	145 451	9 434	8 838	16 794	16 915	127 612	28 347	17 034	89 741	12 124	14 465	9 654
SubTotal	208 073	198 035	181 015	155 615	106 025	172 526	133 636	141 461	203 979	189 688	185 932	127 172
Less Payments	19 472	25 858	42 194	66 505	61 111	67 238	9 209	27 223	26 416	18 221	68 414	26 311
Closing Balance	188 601	172 177	138 821	89 110	44 914	105 288	124 427	114 238	177 564	171 467	117 519	100 861



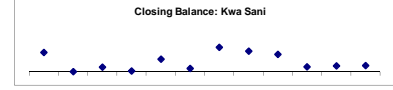
**KZN431 Ingwe ( Medium )**

Opening Balance	216	988	1 052	264	548	11 379	5 224	1 987	5 608	3 866	956	81
Plus Receipts	20 147	5 434	4 500	11 660	18 803	10 607	3 155	9 272	21 737	4 340	13 855	34 502
SubTotal	20 363	6 461	5 552	11 924	16 352	21 985	8 379	11 259	27 345	8 205	14 812	34 582
Less Payments	19 375	5 408	5 288	11 375	4 973	16 742	6 392	5 650	23 480	7 249	14 731	28 087
Closing Balance	988	1 052	264	548	11 379	5 224	1 987	5 608	3 866	956	81	6 495



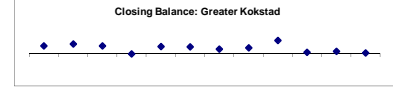
**KZN432 Kwa Sani ( Low )**

Opening Balance	(49)	4 975	56	1 167	205	3 286	864	6 347	5 327	4 491	1 284	1 532
Plus Receipts	11 620	3 305	4 701	1 306	5 524	4 105	7 779	2 506	4 483	1 693	6 114	2 203
SubTotal	11 571	8 280	4 757	2 473	5 729	7 391	8 643	8 854	9 810	6 185	7 398	3 735
Less Payments	6 583	8 224	3 590	2 269	2 443	6 527	2 295	3 527	5 318	4 901	5 866	2 118
Closing Balance	4 975	56	1 167	205	3 286	864	6 347	5 327	4 491	1 284	1 532	1 617




**KZN433 Greater Kokstad ( Low )**

Opening Balance	2 092	7 602	9 595	7 513	(790)	7 027	6 604	4 365	5 722	13 294	803	2 060
Plus Receipts	44 023	31 218	41 765	10 531	22 136	18 958	14 077	17 149	33 071	20 711	20 515	19 322
SubTotal	46 115	38 820	51 361	18 044	21 346	25 985	20 682	21 514	38 792	34 005	21 319	21 382
Less Payments	38 513	29 225	43 848	18 833	14 320	19 380	16 317	15 792	25 498	33 202	19 259	21 069
Closing Balance	7 602	9 595	7 513	(790)	7 027	6 604	4 365	5 722	13 294	803	2 060	313



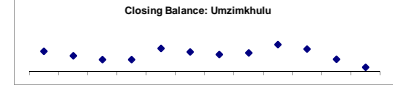
**KZN434 Ubuhlebezwe ( Low )**

Opening Balance	28 247	31 530	27 650	22 475	29 881	25 267	22 476	18 870	25 513	20 986	13 219	10 109
Plus Receipts	33 569	7 584	1 839	(828)	14 239	378	1 710	1 576	18 549	1 163	780	774
SubTotal	33 569	35 830	33 369	26 822	36 714	30 259	26 977	24 053	37 419	26 676	21 766	13 993
Less Payments	5 322	4 300	5 720	4 347	6 833	4 992	4 501	5 182	11 906	5 690	8 547	3 885
Closing Balance	28 247	31 530	27 650	22 475	29 881	25 267	22 476	18 870	25 513	20 986	13 219	10 109



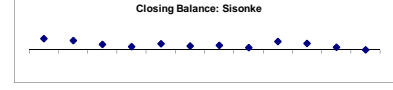
**KZN435 Umzimkhulu ( Medium )**

Opening Balance	3 950	51 624	40 211	30 201	29 983	58 892	49 599	42 854	47 387	68 524	56 978	30 899
Plus Receipts	55 718	2 177	2 935	7 824	38 375	1 170	3 766	19 446	32 851	1 423	1 969	2 828
SubTotal	59 468	53 802	43 146	38 025	68 359	60 062	53 365	62 300	80 239	69 947	58 947	33 727
Less Payments	8 044	13 591	12 945	8 041	9 467	10 463	10 511	14 912	11 715	12 968	28 048	23 953
Closing Balance	51 624	40 211	30 201	29 983	58 892	49 599	42 854	47 387	68 524	56 978	30 899	9 774



**DC43 Sisonke ( Low )**

Opening Balance		115 385	96 180	55 709	32 283	61 331	37 911	47 205	22 290	85 771	66 761	24 308
Plus Receipts	172 014	3 084	1 108	3 130	55 612	45 409	38 062	2 402	85 158	4 070	8 536	4 731
SubTotal	172 014	118 469	97 288	58 839	87 895	106 739	75 973	49 607	107 448	89 841	75 297	29 039
Less Payments	56 629	22 288	41 579	26 556	26 564	68 828	28 768	27 317	21 677	23 081	50 989	30 320
Closing Balance	115 385	96 180	55 709	32 283	61 331	37 911	47 205	22 290	85 771	66 761	24 308	(1 281)









**MP323 Umjindi ( Medium )**

Opening Balance	(754)	25 096	46 670	41 513	49 489	50 774	50 516	52 264	47 809
Plus Receipts	63 004	33 348	9 267	18 315	16 017	12 802	14 874	10 084	11 341
SubTotal	62 251	58 444	55 936	59 828	65 506	63 576	65 390	62 348	59 150
Less Payments	37 155	11 775	14 423	10 339	14 732	13 060	13 126	14 538	52 634
Closing Balance	25 096	46 670	41 513	49 489	50 774	50 516	52 264	47 809	6 516

**MP324 Nkomazi ( Medium )**

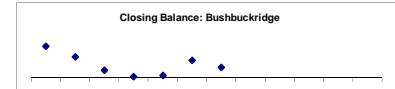
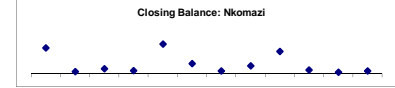
Opening Balance	1 881	65 963	4 606	11 912	6 886	75 612	24 759	6 086	19 209	56 323	8 795	2 286
Plus Receipts	168 318	20 032	67 350	22 085	102 348	53 194	22 899	51 909	85 685	13 565	30 205	27 614
SubTotal	170 199	85 995	71 955	33 997	109 234	128 805	47 658	57 995	105 095	69 888	39 000	29 900
Less Payments	104 236	81 390	60 044	27 111	33 622	104 046	41 572	38 786	48 772	61 092	36 713	24 144
Closing Balance	65 963	4 606	11 912	6 886	75 612	24 759	6 086	19 209	56 323	8 795	2 286	5 756

**MP325 Bushbuckridge ( Low )**

Opening Balance	4 556	164 234	109 056	39 736	7 356	13 898	91 535
Plus Receipts	307 536	6 070	11 617	9 271	46 403	182 212	3 082
SubTotal	312 092	170 304	120 673	49 006	53 759	196 111	94 617
Less Payments	147 858	61 248	80 937	41 650	39 860	104 576	39 008
Closing Balance	164 234	109 056	39 736	7 356	13 898	91 535	55 609

**DC32 Ehlanzeni ( High )**

Opening Balance	4 676	48 863	39 936	30 058	21 830	68 013	41 618	32 550	22 210	7 463
Plus Receipts	71 167	1 777	182	102	54 661	120	129	(278)	10	183
SubTotal	75 843	50 639	40 118	30 160	76 492	68 133	41 746	32 272	22 221	7 647
Less Payments	26 980	10 703	10 060	8 330	8 479	26 515	9 197	10 061	14 757	9 717
Closing Balance	48 863	39 936	30 058	21 830	68 013	41 618	32 550	22 210	7 463	(2 071)












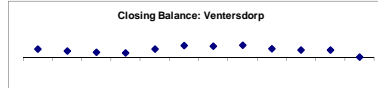
**DC39 Dr Ruth Segomotsi Mompoti ( Medium )**

Opening Balance	67 566	46 698	24 834	25 381	60 279	36 200	1 513	30 458	137 653	71 181	78 993
Plus Receipts	100 230	2 500	16 884	19 626	80 390	16 280	5 499	116 041	157 890	2 856	52 465
SubTotal	100 230	70 066	63 581	44 460	105 772	76 559	41 699	117 554	188 348	140 509	123 647
Less Payments	32 664	23 369	38 747	19 078	45 493	40 359	40 186	87 096	50 695	69 328	44 654
Closing Balance	67 566	46 698	24 834	25 381	60 279	36 200	1 513	30 458	137 653	71 181	78 993



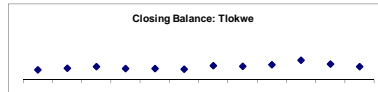
**NW401 Ventersdorp ( Medium )**

Opening Balance	20 931	15 539	12 243	10 532	20 295	29 349	27 724	30 549	21 317	18 340	17 644
Plus Receipts	24 716	2 873	4 098	2 973	16 652	15 959	4 718	7 348	3 715	3 762	5 219
SubTotal	24 716	23 804	19 637	15 216	27 183	36 253	34 067	35 072	34 284	25 080	21 864
Less Payments	3 785	8 266	7 394	4 684	6 889	6 905	6 342	4 504	12 967	6 739	4 200
Closing Balance	20 931	15 539	12 243	10 532	20 295	29 349	27 724	30 549	21 317	18 340	17 644



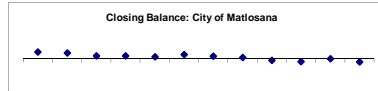
**NW402 Tlokwe ( High )**

Opening Balance	110 717	120 488	141 186	161 255	137 810	139 144	130 976	175 589	165 114	187 876	245 524
Plus Receipts	86 274	101 835	81 771	64 361	58 363	51 648	103 260	53 552	92 365	105 468	39 238
SubTotal	196 991	222 322	222 957	225 617	196 173	190 792	234 236	229 141	257 479	293 344	284 762
Less Payments	76 504	81 136	61 702	87 807	57 029	59 815	58 648	64 027	69 602	47 820	90 089
Closing Balance	120 488	141 186	161 255	137 810	139 144	130 976	175 589	165 114	187 876	245 524	194 673



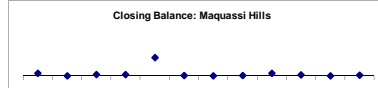
**NW403 City Of Matlosana ( High )**

Opening Balance	38 081	175 612	144 350	74 948	69 156	45 964	102 230	63 166	34 223	(40 440)	(75 574)
Plus Receipts	197 580	63 535	68 338	73 292	65 028	187 407	65 630	70 842	97 979	61 821	208 108
SubTotal	235 661	239 146	212 688	148 240	134 184	233 371	167 860	134 009	132 202	21 381	132 534
Less Payments	60 049	94 796	137 740	79 084	88 220	131 140	104 694	99 786	172 642	96 955	131 601
Closing Balance	175 612	144 350	74 948	69 156	45 964	102 230	63 166	34 223	(40 440)	(75 574)	932



**NW404 Maquassi Hills ( Medium )**

Opening Balance	1 946	3 553	253	1 708	1 564	23 800	618	305	450	3 582	1 321
Plus Receipts	64 079	7 396	14 124	9 234	31 583	16 483	11 818	9 924	38 651	10 749	10 666
SubTotal	66 025	10 948	14 377	10 941	33 146	40 284	12 436	10 229	39 101	14 331	11 987
Less Payments	62 472	10 695	12 669	9 378	9 346	39 665	12 131	9 779	35 519	13 010	11 700
Closing Balance	3 553	253	1 708	1 564	23 800	618	305	450	3 582	1 321	286



**DC40 Dr Kenneth Kaunda ( Medium )**

Opening Balance	57 855	51 132	43 460	31 880	23 622	17 330	11 274	2 241	31 014	25 447	15 962
Plus Receipts	65 500	1 033	898	1 150	976	807	1 867	1 175	39 361	1 053	773
SubTotal	65 500	58 889	52 029	44 610	32 856	24 429	19 197	12 449	41 602	32 067	26 220
Less Payments	7 644	7 757	8 569	12 730	9 234	7 099	7 923	10 208	10 588	6 620	10 258
Closing Balance	57 855	51 132	43 460	31 880	23 622	17 330	11 274	2 241	31 014	25 447	15 962

