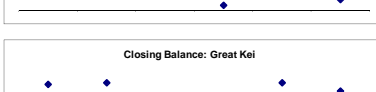
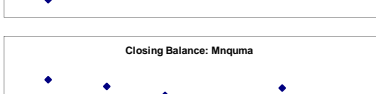


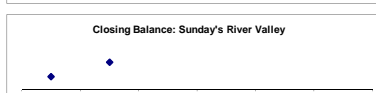


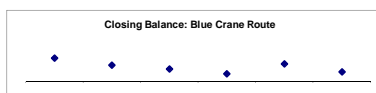






Cash Flow Summary for Financial Year End : 2015

R thousand	July	Aug	Sept	Oct	Nov	Dec
EASTERN CAPE						
BUF Buffalo City (High)						
Opening Balance	2 164 433	2 348 063	2 349 703	2 197 637	2 179 192	2 068 096
Plus Receipts	726 996	454 736	330 322	354 363	317 062	895 411
SubTotal	2 891 429	2 802 799	2 680 025	2 552 000	2 496 254	2 963 507
Less Payments	543 367	453 096	482 389	372 807	428 159	506 843
Closing Balance	2 348 063	2 349 703	2 197 637	2 179 192	2 068 096	2 456 664
NMA Nelson Mandela Bay (High)						
Opening Balance	1 608 097	1 384 176	1 300 309	1 105 356	1 191 020	1 257 182
Plus Receipts	996 292	723 443	639 432	886 062	743 933	935 023
SubTotal	2 604 389	2 107 620	1 939 740	1 991 418	1 934 953	2 192 206
Less Payments	1 220 212	807 311	634 384	800 399	677 771	809 389
Closing Balance	1 384 176	1 300 309	1 105 356	1 191 020	1 257 182	1 382 817
EC101 Camdeboo (Low)						
Opening Balance	2 238	2 016	2 668	2 271	1 606	32 883
Plus Receipts	45 046	26 840	39 112	14 391	48 462	30 950
SubTotal	47 284	28 856	41 780	16 662	50 067	63 834
Less Payments	45 268	26 188	39 509	15 056	17 184	62 972
Closing Balance	2 016	2 668	2 271	1 606	32 883	862
EC102 Blue Crane Route (Low)						
Opening Balance	18 451	30 978	22 027	16 756	10 425	23 478
Plus Receipts	35 395	9 772	13 741	14 005	31 394	7 893
SubTotal	53 846	40 750	35 769	30 760	41 819	31 371
Less Payments	22 868	18 723	19 013	20 335	18 342	18 614
Closing Balance	30 978	22 027	16 756	10 425	23 478	12 757
EC103 Ikwezi (Low)						
Opening Balance	1 101	7 071	1 959	823	(1 009)	(4 078)
Plus Receipts	13 423	1 993	1 839	1 426	2 906	6 333
SubTotal	14 524	9 064	3 799	2 249	1 897	2 255
Less Payments	7 453	7 105	2 975	3 258	5 975	4 159
Closing Balance	7 071	1 959	823	(1 009)	(4 078)	(1 904)
EC104 Makana (Medium)						
Opening Balance		47 915	54 691	56 118	42 038	
Plus Receipts	55 676	22 108	17 378	11 956	34 258	
SubTotal	55 676	70 022	72 070	68 074	76 296	
Less Payments	7 761	15 331	15 951	26 036	(28 972)	
Closing Balance	47 915	54 691	56 118	42 038	105 268	
EC105 Ndlambe (Low)						
Opening Balance	(10 401)	(3 468)	(6 122)	(4 246)	(4 035)	12 093
Plus Receipts	55 507	24 084	28 897	35 859	61 986	28 201
SubTotal	45 106	20 616	22 776	31 613	57 951	40 295
Less Payments	48 574	26 738	27 021	35 648	45 858	42 572
Closing Balance	(3 468)	(6 122)	(4 246)	(4 035)	12 093	(2 278)
EC106 Sundays River Valley (Medium)						
Opening Balance	874	678				
Plus Receipts	45 808	10 332				
SubTotal	46 682	11 010				
Less Payments	46 004	9 579				
Closing Balance	678	1 431				
EC107 Baviaans (Low)						
Opening Balance	461	(935)	303	152	(1 034)	9 406
Plus Receipts	12 471	5 178	4 482	6 922	20 969	(4 429)
SubTotal	12 932	4 242	4 785	7 075	19 936	4 777
Less Payments	13 867	3 939	4 633	8 108	10 530	3 415
Closing Balance	(935)	303	152	(1 034)	9 406	1 361
EC108 Kouga (Medium)						
Opening Balance		5 613	6 386	14 116	12 354	30 339
Plus Receipts	80 933	71 694	68 860	55 908	96 059	68 414
SubTotal	80 933	77 307	75 246	70 024	108 413	98 753
Less Payments	75 321	70 922	61 130	57 670	78 073	92 353
Closing Balance	5 613	6 386	14 116	12 354	30 339	6 400
EC109 Kou-Kamma (Medium)						
Opening Balance	8 288	15 290	10 681	16 091	383	10 533
Plus Receipts	24 249	5 361	14 343	20 944	20 944	6 748
SubTotal	32 537	20 651	25 025	16 091	21 326	17 281
Less Payments	17 247	9 970	8 934	15 708	10 793	9 591
Closing Balance	15 290	10 681	16 091	383	10 533	7 690
DC10 Sarah Baartman (Medium)						
Opening Balance		31 784	26 316	16 504	6 170	(1 026)
Plus Receipts	37 074	1 472	2 057	2 349	1 843	29 704
SubTotal	37 074	33 256	28 373	18 852	8 013	28 678
Less Payments	5 290	6 940	11 870	12 682	9 039	7 482
Closing Balance	31 784	26 316	16 504	6 170	(1 026)	21 196
EC121 Mbashe (Low)						
Opening Balance		(8 815)	59 606	50 033		
Plus Receipts	5	84 358	313	3 944		
SubTotal	5	75 543	59 919	53 977		
Less Payments	8 820	15 937	9 887	16 280		
Closing Balance	(8 815)	59 606	50 033	37 697		
EC122 Mquma (Medium)						
Opening Balance		80 503	63 380	39 868	13 917	58 995
Plus Receipts	93 544	3 924	1 684	4 995	65 197	3 250
SubTotal	93 544	84 428	65 063	44 863	79 114	62 245
Less Payments	13 041	21 048	25 196	30 946	20 119	33 444
Closing Balance	80 503	63 380	39 868	13 917	58 995	28 801
EC123 Great Kei (Low)						
Opening Balance	1 600	15 892	16 733	7 090	4 154	16 826
Plus Receipts	19 199	5 047	1 124	1 676	20 177	1 582
SubTotal	20 799	20 939	17 857	8 766	24 331	18 407
Less Payments	4 907	4 206	10 767	4 612	7 505	5 928
Closing Balance	15 892	16 733	7 090	4 154	16 826	12 479
EC124 Amahlathi (Low)						
Opening Balance		44 967	40 438	32 627	10 592	32 421
Plus Receipts	55 827	6 065	5 515	7 137	40 463	9 059
SubTotal	55 827	51 032	45 954	39 764	51 055	41 480
Less Payments	10 861	10 594	13 327	29 172	18 434	16 262
Closing Balance	44 967	40 438	32 627	10 592	32 421	25 218




EC126 Ngqushwa (Medium)

Opening Balance	7	30 976	27 466	23 190	18 285	19 773
Plus Receipts	36 251	1 813	690	526	8 463	18 599
SubTotal	36 258	32 789	28 156	23 716	26 748	38 373
Less Payments	5 282	5 324	4 966	5 432	6 974	8 095
Closing Balance	30 976	27 466	23 190	18 285	19 773	30 278




EC127 Nkonkobe (Low)

Opening Balance	42 103	23 716	16 211	11 182	33 413	
Plus Receipts	57 872	3 948	12 316	6 274	35 077	15 058
SubTotal	57 872	46 051	36 032	22 485	46 259	48 471
Less Payments	15 769	22 335	19 821	11 303	12 847	20 975
Closing Balance	42 103	23 716	16 211	11 182	33 413	27 496



EC128 Nxuba (Low)

Opening Balance	10 748	10 801	8 703	7 267	
Plus Receipts	15 492	3 467	2 087	2 474	7 900
SubTotal	15 492	14 215	12 888	11 177	15 168
Less Payments	4 744	3 413	4 185	3 910	5 134
Closing Balance	10 748	10 801	8 703	7 267	10 034




DC12 Amathole (High)

Opening Balance	794 825	639 074	466 664	480 714	474 854	773 326
Plus Receipts	59 296	28 798	196 805	134 698	430 930	194 641
SubTotal	854 121	667 872	663 470	615 412	905 784	967 967
Less Payments	215 046	201 208	182 756	140 558	132 458	437 266
Closing Balance	639 074	466 664	480 714	474 854	773 326	530 701



EC131 Inxuba Yethemba (Low)

Opening Balance	13 725	15 558	16 405	11 411	(1 955)	
Plus Receipts	54 578	12 586	10 221	13 363	1 343	16 344
SubTotal	54 578	26 311	25 778	29 768	12 755	14 390
Less Payments	40 852	10 753	9 374	18 357	14 709	15 037
Closing Balance	13 725	15 558	16 405	11 411	(1 955)	(647)




EC132 Tsolwana (Low)

Opening Balance	13 374	25 994	23 395	20 006	17 273	24 969
Plus Receipts	10 139	3 161	3 269	3 458	13 400	5 105
SubTotal	31 512	29 154	26 664	23 464	30 673	30 074
Less Payments	5 518	5 760	6 659	6 191	5 704	12 267
Closing Balance	25 994	23 395	20 006	17 273	24 969	17 806



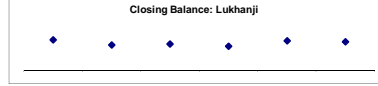
EC133 Inkwanca (Low)

Opening Balance	9 710	7 817	
Plus Receipts	19 156	1 650	3 884
SubTotal	19 156	11 360	11 701
Less Payments	9 446	3 543	2 909
Closing Balance	9 710	7 817	8 792




EC134 Lukhanji (Medium)

Opening Balance	148 352	196 570	163 928	170 242	155 482	190 541
Plus Receipts	86 493	5 010	31 866	29 621	68 887	35 865
SubTotal	234 845	201 580	195 794	199 863	224 369	226 406
Less Payments	38 275	37 652	25 552	44 381	33 828	41 392
Closing Balance	196 570	163 928	170 242	155 482	190 541	185 014




EC135 Intsika Yethu (Low)

Opening Balance						
Plus Receipts						
SubTotal						
Less Payments						
Closing Balance						



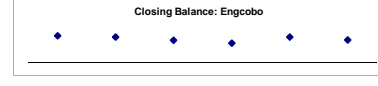
EC136 Emalahleni (Ec) (Low)

Opening Balance	50 993	81 407	71 689	60 252	49 172	72 805
Plus Receipts	41 119	1 626	7 701	3 238	40 492	
SubTotal	92 113	83 033	79 390	63 490	89 663	
Less Payments	10 706	11 344	19 138	14 319	16 859	
Closing Balance	81 407	71 689	60 252	49 172	72 805	



EC137 Engcobo (Medium)

Opening Balance	49 156	93 186	88 840	77 817	67 769	88 584
Plus Receipts	52 912	3 782	1 700	9 706	37 520	1 818
SubTotal	102 068	96 968	90 540	87 523	105 290	90 401
Less Payments	8 882	8 128	12 723	19 754	16 706	11 285
Closing Balance	93 186	88 840	77 817	67 769	88 584	79 116




EC138 Sakhisizwe (Low)

Opening Balance		2 335	3 610	(212)	
Plus Receipts	9 885	6 918	2 982	4 724	
SubTotal	9 885	9 252	6 592	4 513	
Less Payments	7 550	5 642	6 804	6 547	
Closing Balance	2 335	3 610	(212)	(2 034)	



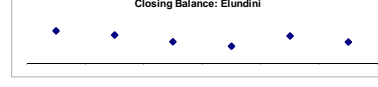
DC13 Chris Hani (Medium)

Opening Balance	244 178	509 398	496 323	420 570	388 964	503 896
Plus Receipts	283 930	43 676	9 531	70 858	187 567	50 417
SubTotal	528 108	553 074	505 854	491 428	576 531	554 313
Less Payments	18 709	56 751	85 284	102 464	72 635	175 664
Closing Balance	509 398	496 323	420 570	388 964	503 896	378 649



EC141 Elundini (Low)

Opening Balance	25 437	67 829	59 322	45 389	36 042	57 145
Plus Receipts	54 138	5 001	3 764	5 731	37 121	3 241
SubTotal	79 575	72 830	63 086	51 120	73 164	60 386
Less Payments	11 747	13 508	17 696	15 077	16 019	15 916
Closing Balance	67 829	59 322	45 389	36 042	57 145	44 471



EC142 Senqu (Medium)

Opening Balance	163 509	164 452	162 897	163 853	163 440	164 132
Plus Receipts	66 261	12 794	26 610	20 098	70 094	19 298
SubTotal	229 770	177 246	189 507	183 951	233 534	183 430
Less Payments	65 318	14 350	25 654	20 511	69 402	16 947
Closing Balance	164 452	162 897	163 853	163 440	164 132	166 483



EC143 Maletswai (Low)

Opening Balance	8 895	13 025	16 160	9 710	8 222	13 455
Plus Receipts	45 294	13 074	13 998	12 622	32 237	11 763
SubTotal	54 189	26 099	29 758	22 332	40 459	25 218
Less Payments	41 164	9 939	20 048	14 110	27 005	15 535
Closing Balance	13 025	16 160	9 710	8 222	13 455	9 683




EC144 Gariep (Low)

Opening Balance	440	1 653	886	147	549	812
Plus Receipts	18 085	4 918	4 410	8 297	9 570	15 289
SubTotal	18 525	6 571	5 296	8 443	10 119	16 102
Less Payments	16 872	5 685	5 149	7 894	9 307	15 580
Closing Balance	1 653	886	147	549	812	522




DC14 Joe Gqabi (High)

Opening Balance	3 001	42 519	(2 384)	1 649	2 212	56 046
Plus Receipts	125 269	34 178	59 533	67 190	159 794	28 338
SubTotal	128 270	76 698	57 149	68 839	162 006	84 384
Less Payments	85 751	79 082	55 499	66 627	105 960	81 743
Closing Balance	42 519	(2 384)	1 649	2 212	56 046	2 641




EC153 Ngquza Hills (Low)

Opening Balance	74 109	69 822	63 805	65 665
Plus Receipts	81 132	2 581	1 093	8 769
SubTotal	81 132	76 690	70 915	72 574
Less Payments	7 023	6 868	7 110	6 909
Closing Balance	74 109	69 822	63 805	65 665



EC154 Port St Johns (Medium)

Opening Balance	2 960	49 976	15 662	3 898	(561)
Plus Receipts	47 016	(20 427)	(1 323)	6 468	23 248
SubTotal	49 976	29 549	14 339	10 367	32 687
Less Payments		13 887	10 440	10 928	9 943
Closing Balance	49 976	15 662	3 898	(561)	22 743




EC155 Nyandeni (Low)

Opening Balance	25 985	80 379	49 556	28 106	25 064	65 292
Plus Receipts	67 452	(13 969)	1 949	14 495	59 299	2 131
SubTotal	93 437	66 411	51 505	42 600	84 364	67 423
Less Payments	13 058	16 855	23 399	17 536	19 072	16 794
Closing Balance	80 379	49 556	28 106	25 064	65 292	50 629




EC156 Mhlonitlo (Low)

Opening Balance	(352)	39 015	5 815	(2 234)	1 435
Plus Receipts	62 931	(12 687)	6 896	11 779	60 362
SubTotal	62 579	26 328	12 711	9 545	61 797
Less Payments	23 564	20 514	14 945	8 110	17 557
Closing Balance	39 015	5 815	(2 234)	1 435	44 240




EC157 King Sabata Dalindyebo (High)

Opening Balance	4 708	5 676	(28 870)	(31 521)	(33 121)	51 146
Plus Receipts	95 192	33 002	79 070	47 812	135 670	54 273
SubTotal	99 900	38 678	50 200	16 292	102 549	105 419
Less Payments	94 223	67 548	81 120	49 413	51 403	117 179
Closing Balance	5 676	(28 870)	(31 521)	(33 121)	51 146	(11 759)




DC15 O. R. Tambo (High)

Opening Balance	399 371	722 868	657 743	576 261	553 488	489 584
Plus Receipts	379 908	47 116	12 776	99 517	26 882	388 136
SubTotal	779 279	769 984	670 519	675 778	580 371	877 720
Less Payments	56 412	112 241	94 258	122 290	90 787	196 843
Closing Balance	722 868	657 743	576 261	553 488	489 584	680 877



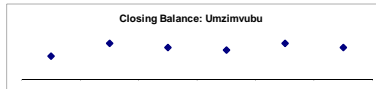
EC441 Matatiele (Medium)

Opening Balance	57 566	106 642	128 341	105 423	94 117
Plus Receipts	72 423	38 507	7 669	16 472	51 726
SubTotal	129 989	145 149	136 010	121 894	145 842
Less Payments	23 347	16 809	30 587	27 778	6 419
Closing Balance	106 642	128 341	105 423	94 117	139 423




EC442 Umzimvubu (Medium)

Opening Balance	42 553	120 189	186 563	164 548	151 062	185 889
Plus Receipts	88 375	71 131	1 202	1 483	46 340	1 184
SubTotal	130 928	191 320	187 764	166 031	197 402	187 073
Less Payments	10 739	4 758	23 216	14 970	11 512	22 560
Closing Balance	120 189	186 563	164 548	151 062	185 889	164 514




EC443 Mbizana (Medium)

Opening Balance	125 036	184 270	167 301	156 911	145 767	193 487
Plus Receipts	72 602	4 484	4 185	12 130	69 158	10 221
SubTotal	197 638	188 954	171 486	169 042	214 925	203 708
Less Payments	13 369	21 653	14 574	23 274	21 438	18 375
Closing Balance	184 270	167 301	156 911	145 767	193 487	185 334



EC444 Ntabankulu (Low)

Opening Balance		32 273	23 228	13 641	15 087	48 296
Plus Receipts	37 774	1 683	358	10 478	48 159	12 953
SubTotal	37 774	33 956	23 586	24 120	63 246	61 249
Less Payments	5 501	10 728	9 945	9 033	14 950	11 007
Closing Balance	32 273	23 228	13 641	15 087	48 296	50 243



DC44 Alfred Nzo (Medium)

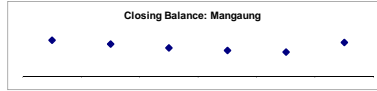
Opening Balance	30 759	7 457	243 581	248 997	222 234
Plus Receipts	8 725	307 445	104 976	43 914	112 975
SubTotal	39 484	314 902	348 557	292 911	335 210
Less Payments	32 027	71 321	99 559	70 677	78 768
Closing Balance	7 457	243 581	248 997	222 234	256 442



FS FREE STATE

MAN Mangaung (High)

Opening Balance	633 255	940 906	835 488	739 529	675 571	629 882
Plus Receipts	775 294	429 937	366 557	392 570	352 181	858 468
SubTotal	1 408 549	1 370 843	1 202 045	1 132 099	1 027 752	1 488 350
Less Payments	467 643	535 356	462 516	456 529	397 869	607 429
Closing Balance	940 906	835 488	739 529	675 571	629 882	880 922




FS161 Letsemeng (Medium)

Opening Balance	17 627	40 852	34 749	28 991	23 880	21 056
Plus Receipts	27 936	3 816	2 760	2 803	2 842	18 909
SubTotal	45 563	44 668	37 509	31 794	26 722	39 965
Less Payments	4 711	9 919	8 518	7 915	5 666	6 699
Closing Balance	40 852	34 749	28 991	23 880	21 056	33 267



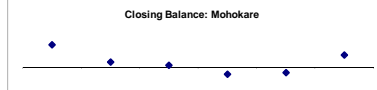
FS162 Kopanong (Medium)

Opening Balance		35 882	28 968	21 564	14 827	10 976
Plus Receipts	41 755	3 375	1 323	2 555	4 734	39 192
SubTotal	41 755	39 257	30 291	24 120	19 561	50 169
Less Payments	5 873	10 289	8 726	9 292	8 585	11 531
Closing Balance	35 882	28 968	21 564	14 827	10 976	38 638




FS163 Mohokare (Low)

Opening Balance	(2 175)	11 275	2 695	1 132	(3 431)	(2 607)
Plus Receipts	25 914	3 751	3 928	5 910	16 945	22 674
SubTotal	23 740	15 026	6 622	7 042	13 513	20 067
Less Payments	12 464	12 332	5 490	10 473	16 120	13 930
Closing Balance	11 275	2 695	1 132	(3 431)	(2 607)	6 138



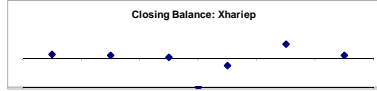
FS164 Naledi (Fs) (Low)

Opening Balance						
Plus Receipts						
SubTotal						
Less Payments						
Closing Balance						




DC16 Xhariep (Low)

Opening Balance	388	1 192	926	393	(1 758)	3 913
Plus Receipts	4 498	4 223	5 004	4 079	9 176	1 924
SubTotal	4 886	5 415	5 929	4 472	7 418	5 838
Less Payments	3 694	4 490	5 537	6 230	3 504	4 928
Closing Balance	1 192	926	393	(1 758)	3 913	910




FS181 Masilonyana (Low)

Opening Balance	2 494	46 751	5 163	(36 426)	(41 394)	(22 983)
Plus Receipts	64 054	4 183	5 789	25 174	40 160	7 125
SubTotal	66 548	50 934	10 952	(11 251)	(1 234)	(15 858)
Less Payments	19 798	45 772	47 377	30 142	21 749	25 304
Closing Balance	46 751	5 163	(36 426)	(41 394)	(22 983)	(41 162)




FS182 Tokologo (Low)

Opening Balance		22 079	18 761	13 694	10 651	7 308
Plus Receipts	28 526	3 039	2 318	2 187	1 979	21 604
SubTotal	28 526	25 119	21 079	15 882	12 630	28 911
Less Payments	6 447	6 357	7 385	5 231	5 323	9 442
Closing Balance	22 079	18 761	13 694	10 651	7 308	19 469



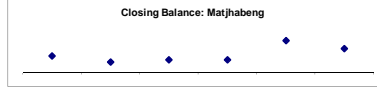
FS183 Tswelopele (Medium)

Opening Balance	12 848	33 022	24 456	14 415	8 559	9 102
Plus Receipts	34 973	3 490	5 707	6 125	13 300	25 092
SubTotal	47 821	36 713	30 163	20 540	21 859	34 194
Less Payments	14 798	12 257	15 748	11 981	12 756	10 435
Closing Balance	33 022	24 456	14 415	8 559	9 102	23 760




FS184 Matjhabeng (High)

Opening Balance		109 788	71 817	85 852	85 858	208 950
Plus Receipts	277 273	77 702	106 422	85 011	241 767	80 437
SubTotal	277 273	187 489	178 239	170 863	327 626	289 387
Less Payments	167 485	115 672	92 387	85 005	118 676	131 876
Closing Balance	109 788	71 817	85 852	85 858	208 950	157 511



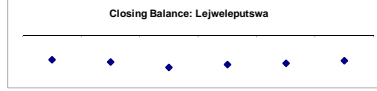
FS185 Nala (Medium)

Opening Balance	31 954	83 665	72 652	46 075		
Plus Receipts	74 624	11 967	10 691	8 364		
SubTotal	106 578	95 632	83 344	54 439		
Less Payments	22 913	22 979	37 268	18 484		
Closing Balance	83 665	72 652	46 075	35 955		



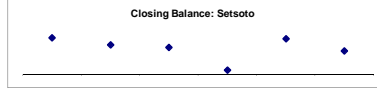
DC18 Lejweleputswa (Low)

Opening Balance	333	(49 366)	(54 097)	(64 966)	(59 180)	(56 514)
Plus Receipts	58 073	2 756	15 322	44 753	10 379	50 146
SubTotal	58 406	(46 610)	(38 774)	(20 213)	(48 801)	(6 367)
Less Payments	107 771	7 487	26 192	38 967	7 713	44 971
Closing Balance	(49 366)	(54 097)	(64 966)	(59 180)	(56 514)	(51 338)




FS191 Setsoto (Medium)

Opening Balance	12 577	75 621	60 941	55 683	8 504	73 939
Plus Receipts	86 880	19 599	22 296	18 580	90 521	17 193
SubTotal	99 457	95 221	83 237	74 263	107 025	91 131
Less Payments	23 836	34 280	27 554	65 758	33 087	42 550
Closing Balance	75 621	60 941	55 683	8 504	73 939	48 581



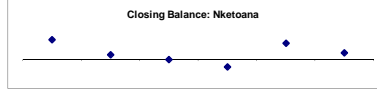
FS192 Dihlabeng (Medium)

Opening Balance	(62 931)	9 639	21 858	(7 632)	28 514	33 585
Plus Receipts	116 058	41 794	39 376	68 692	53 045	78 760
SubTotal	53 127	51 432	61 235	61 059	81 559	112 345
Less Payments	43 488	29 574	68 867	32 545	47 974	64 130
Closing Balance	9 639	21 858	(7 632)	28 514	33 585	48 215




FS193 Nketoana (Medium)

Opening Balance	8 656	25 564	6 356	113	(9 758)	21 218
Plus Receipts	33 727	4 917	12 672	7 089	45 875	13 028
SubTotal	42 383	30 481	19 028	7 202	36 116	34 246
Less Payments	16 819	24 126	18 915	16 960	14 899	25 487
Closing Balance	25 564	6 356	113	(9 758)	21 218	8 759




FS194 Maluti-a-Phofung (High)

Opening Balance	67 015	126 614	69 470	60 210	55 082	191 125
Plus Receipts	231 416	30 901	55 183	50 737	181 964	55 864
SubTotal	298 431	157 516	124 653	110 946	237 045	246 989
Less Payments	171 817	88 046	64 443	55 865	45 920	184 384
Closing Balance	126 614	69 470	60 210	55 082	191 125	62 605



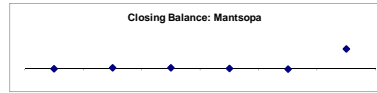
FS195 Phumelela (Low)

Opening Balance	(4 264)	1 561	(1 880)	(3 911)	(5 049)	(9 474)
Plus Receipts	34 828	3 101	5 135	13 417	3 896	31 384
SubTotal	30 564	4 663	3 256	9 506	(1 153)	21 909
Less Payments	29 003	6 542	7 166	14 555	8 322	15 655
Closing Balance	1 561	(1 880)	(3 911)	(5 049)	(9 474)	6 254




FS196 Mantsope (Medium)

Opening Balance	609	(32)	462	561	153	(173)
Plus Receipts	24 813	11 540	18 535	10 692	10 582	26 397
SubTotal	25 422	11 508	18 997	11 252	10 735	26 224
Less Payments	25 454	11 046	18 437	11 099	10 908	15 972
Closing Balance	(32)	462	561	153	(173)	10 252

**DC19 Thabo Mofutsanyana (Low)**

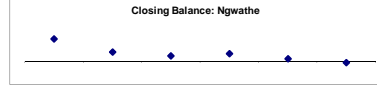
Opening Balance	28 262	21 767	13 579	10 508	30 583	
Plus Receipts	35 909	3 592	235	7 621	29 840	2 295
SubTotal	35 909	31 854	22 002	21 201	40 348	32 877
Less Payments	7 647	10 007	8 422	10 692	9 765	15 044
Closing Balance	28 262	21 767	13 579	10 508	30 583	17 833

**FS201 Mqohaka (High)**


Opening Balance	6 677	16 511	7 954	5 408	4 166	54 326
Plus Receipts	113 250	45 787	51 855	41 059	100 920	42 635
SubTotal	119 927	62 298	59 808	46 467	105 086	96 962
Less Payments	103 416	54 344	54 400	42 302	50 760	79 852
Closing Balance	16 511	7 954	5 408	4 166	54 326	17 110

**FS203 Ngwathe (Medium)**

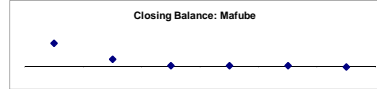
Opening Balance	14 437	46 187	19 129	11 045	16 053	5 127
Plus Receipts	101 983	17 897	21 114	34 127	18 028	18 282
SubTotal	116 420	64 084	40 243	45 172	34 080	23 409
Less Payments	70 233	44 955	29 198	29 119	28 953	26 230
Closing Balance	46 187	19 129	11 045	16 053	5 127	(2 821)

**FS204 Metsimaholo (High)**

Opening Balance	(9 191)	1 509	10 288	(5 796)	(9 207)	(5 816)
Plus Receipts	105 841	44 393	44 931	40 999	42 144	82 597
SubTotal	96 649	45 902	55 219	35 203	32 936	76 781
Less Payments	95 140	35 614	61 015	44 411	38 753	61 131
Closing Balance	1 509	10 288	(5 796)	(9 207)	(5 816)	15 650

**FS205 Mafube (Medium)**

Opening Balance	38	11 755	3 458	126	150	140
Plus Receipts	44 042	3 734	4 368	7 047	6 598	17 823
SubTotal	44 080	15 489	7 826	7 174	6 748	17 964
Less Payments	32 325	12 031	7 699	7 023	6 608	18 526
Closing Balance	11 755	3 458	126	150	140	(562)

**DC20 Fezile Dabi (Low)**


Opening Balance	139 476	182 535	171 192	157 613	144 936	176 275
Plus Receipts	56 293	2 396	219	1 062	45 077	232
SubTotal	195 769	184 931	171 411	158 676	190 014	176 507
Less Payments	13 234	13 739	13 797	13 739	13 739	19 159
Closing Balance	182 535	171 192	157 613	144 936	176 275	157 348



GT GAUTENG


EKU Ekurhuleni Metro (High)

Opening Balance	5 894 541	6 059 115	6 118 371	6 031 456	5 814 079	6 561 996
Plus Receipts	2 141 838	2 340 102	2 022 689	2 129 234	2 612 721	2 317 356
SubTotal	8 036 378	8 399 218	8 141 060	8 160 690	8 426 799	8 879 352
Less Payments	1 977 263	2 280 847	2 109 604	2 346 611	1 864 804	1 727 247
Closing Balance	6 059 115	6 118 371	6 031 456	5 814 079	6 561 996	7 152 105




JHB City Of Johannesburg (High)

Opening Balance	4 966 394	4 346 171	4 103 299	2 937 507	2 518 857	2 253 395
Plus Receipts	2 406 956	3 074 824	2 455 984	2 888 972	3 068 275	2 930 623
SubTotal	7 373 350	7 420 995	6 559 283	5 826 479	5 587 132	5 184 018
Less Payments	3 227 179	3 317 696	3 921 776	3 307 622	3 333 737	2 892 182
Closing Balance	4 346 171	4 103 299	2 937 507	2 518 857	2 253 395	2 291 836




TSH City Of Tshwane (High)

Opening Balance	847 816	904 478	929 244	794 885	412 436	504 295
Plus Receipts	2 218 150	3 627 492	2 840 916	1 649 508	3 068 559	2 669 331
SubTotal	3 065 966	4 531 970	3 770 160	2 444 392	3 480 996	3 173 626
Less Payments	2 161 488	3 602 726	2 975 275	2 031 956	2 976 701	2 718 604
Closing Balance	904 478	929 244	794 885	412 436	504 295	455 021




GT421 Emfuleni (High)

Opening Balance	45 204	83 012	(42 655)	(39 563)	(41 557)	115 944
Plus Receipts	627 190	340 037	469 972	337 309	491 248	419 837
SubTotal	672 394	423 049	427 317	297 746	449 691	535 781
Less Payments	589 382	465 704	466 880	339 303	333 747	551 542
Closing Balance	83 012	(42 655)	(39 563)	(41 557)	115 944	(15 761)




GT422 Midvaal (Medium)

Opening Balance	90 433	19 371	12 619	11 665	39 155	50 318
Plus Receipts	1 615	57 794	72 699	82 051	87 716	53 976
SubTotal	92 048	77 165	85 318	93 715	126 871	104 294
Less Payments	72 677	64 545	73 653	54 561	76 553	75 779
Closing Balance	19 371	12 619	11 665	39 155	50 318	28 515



GT423 Lesedi (Medium)

Opening Balance	8 248	9 506	(11 130)	(26 165)	(26 807)	(12 846)
Plus Receipts	75 394	32 392	35 650	37 216	64 299	30 277
SubTotal	83 642	41 898	24 520	11 051	37 491	17 431
Less Payments	74 136	53 028	50 686	37 858	50 338	23 627
Closing Balance	9 506	(11 130)	(26 165)	(26 807)	(12 846)	(6 196)




DC42 Sedibeng (Medium)

Opening Balance	14 976	77 661	61 500	33 875	11 613	98 611
Plus Receipts	96 247	1 790	6 924	13 009	87 544	1 420
SubTotal	111 223	79 452	68 424	46 884	99 157	100 031
Less Payments	33 562	17 952	34 549	35 271	547	36 605
Closing Balance	77 661	61 500	33 875	11 613	98 611	63 425




GT481 Mogale City (High)

Opening Balance	96 705	114 461	81 930	50 515	56 208	181 407
Plus Receipts	252 759	163 179	144 067	179 320	320 508	267 101
SubTotal	349 465	277 640	225 997	229 835	376 716	448 508
Less Payments	235 004	195 710	175 482	173 627	195 309	233 334
Closing Balance	114 461	81 930	50 515	56 208	181 407	215 174




GT482 Randfontein (High)

Opening Balance	58 464	75 557	44 072	38 619	34 572	69 061
Plus Receipts	95 532	47 491	66 842	61 528	101 881	51 659
SubTotal	153 995	123 248	110 914	100 147	136 453	120 720
Less Payments	78 438	79 176	72 295	65 575	67 391	64 216
Closing Balance	75 557	44 072	38 619	34 572	69 061	56 503




GT483 Westonaria (Medium)

Opening Balance	1 287	42 515	38 368	14 689	6 515	24 989
Plus Receipts	85 064	22 563	24 026	25 105	45 742	52 604
SubTotal	86 351	65 079	62 394	39 794	52 257	77 593
Less Payments	43 836	26 710	47 705	33 279	27 269	34 505
Closing Balance	42 515	38 368	14 689	6 515	24 989	43 088



GT484 Merafong City (High)

Opening Balance	203 946	186 748	186 929	118 460	79 297	75 893
Plus Receipts	131 791	113 023	45 693	57 752	64 210	51 475
SubTotal	335 737	299 771	232 622	176 212	143 508	127 368
Less Payments	148 989	112 842	114 161	96 915	67 614	81 854
Closing Balance	186 748	186 929	118 460	79 297	75 893	45 514



DC48 West Rand (Medium)


Opening Balance	36 497	89 990	75 367	51 739	47 698	104 434
Plus Receipts	72 434	6 582	3 531	18 774	74 150	1 423
SubTotal	108 931	96 572	78 898	70 514	121 848	105 857
Less Payments	18 941	21 205	27 159	22 816	17 415	21 513
Closing Balance	89 990	75 367	51 739	47 698	104 434	84 343



KZ KWAZULU-NATAL


ETH eThekwni (High)

Opening Balance	6 084 664	6 193 104	6 238 741	5 952 530	5 414 716	5 080 894
Plus Receipts	3 401 580	2 780 014	1 160 578	2 102 471	2 327 372	2 736 692
SubTotal	9 486 244	8 973 118	7 399 318	8 055 002	7 742 087	7 817 586
Less Payments	3 293 141	2 734 377	1 446 788	2 640 286	2 661 193	3 386 168
Closing Balance	6 193 104	6 238 741	5 952 530	5 414 716	5 080 894	4 431 418




KZN211 Vulamehlo (Low)

Opening Balance	8 527	27 862	25 634	19 415	17 596	35 738
Plus Receipts	30 215	1 473	459	2 555	23 221	1 284
SubTotal	38 742	29 336	26 093	21 970	40 818	37 022
Less Payments	10 680	3 702	6 677	4 374	5 080	5 477
Closing Balance	27 862	25 634	19 415	17 596	35 738	31 545




KZN212 Umdoni (Medium)

Opening Balance	5 187	8 749	11 451	13 292	2 703	15 980
Plus Receipts	34 821	11 690	22 669	13 220	41 900	12 745
SubTotal	40 009	20 439	34 120	26 512	44 603	28 725
Less Payments	31 259	8 989	20 828	23 810	28 622	22 896
Closing Balance	8 749	11 451	13 292	2 703	15 980	5 829




KZN213 Umzumbe (Low)

Opening Balance		52 782	54 358	49 732	46 622	
Plus Receipts	60 379	7 095	2 994	4 838	37 567	
SubTotal	60 379	59 876	57 351	54 570	84 189	
Less Payments	7 597	5 519	7 619	7 948	7 534	
Closing Balance	52 782	54 358	49 732	46 622	76 655	




KZN214 uMuzwabantu (Low)

Opening Balance	1 828	1 906	4 905	880	1 228	22 270
Plus Receipts	35 933	13 067	5 286	18 676	41 593	12 217
SubTotal	37 761	14 973	9 889	19 556	42 821	34 487
Less Payments	35 855	10 370	9 009	18 328	20 551	31 484
Closing Balance	1 906	4 603	880	1 228	22 270	3 003




KZN215 Ezinqoleni (Low)

Opening Balance		(1 200)	(3 440)	(4 252)	(7 624)	(350)
Plus Receipts	957	1 678	1 384	456	11 143	1 092
SubTotal	957	478	(2 056)	(3 796)	3 518	742
Less Payments	2 157	3 918	2 196	3 829	3 868	4 769
Closing Balance	(1 200)	(3 440)	(4 252)	(7 624)	(350)	(4 027)




KZN216 Hibiscus Coast (High)

Opening Balance		60 587				
Plus Receipts	91 666	73 579				
SubTotal	91 666	134 166				
Less Payments	31 079	48 423				
Closing Balance	60 587	85 743				




DC21 Ugu (High)

Opening Balance	156 050	380 425	311 127	256 790	218 938	198 082
Plus Receipts	271 621	40 621	38 133	70 761	54 019	209 345
SubTotal	427 671	421 046	349 260	327 551	272 957	407 426
Less Payments	47 245	109 919	92 470	108 614	74 875	107 735
Closing Balance	380 425	311 127	256 790	218 938	198 082	299 692




KZN221 uMshwathi (Low)

Opening Balance	661	1 041	1 650	871	561	1 299
Plus Receipts	54 839	16 327	13 659	10 375	40 508	13 654
SubTotal	55 500	17 367	15 309	11 246	41 069	14 952
Less Payments	54 459	15 717	14 439	10 686	39 770	12 963
Closing Balance	1 041	1 650	871	561	1 299	1 989



KZN222 uMngeni (Medium)

Opening Balance	8 763	11 261	26 108	5 184	2 900	9 057
Plus Receipts	41 193	40 031	39 059	42 725	30 525	16 875
SubTotal	49 956	51 292	65 167	47 909	33 425	25 932
Less Payments	38 694	25 104	59 983	45 009	24 369	23 308
Closing Balance	11 261	26 108	5 184	2 900	9 057	2 624



KZN223 Mpofana (Low)

Opening Balance		(231)	(2 256)	(5 427)	(7 687)	(661)
Plus Receipts	16 950	9 072	7 247	7 674	14 521	8 353
SubTotal	16 950	8 841	4 990	2 247	6 834	7 692
Less Payments	17 182	11 097	10 417	9 934	7 496	5 094
Closing Balance	(231)	(2 256)	(5 427)	(7 687)	(661)	2 598



KZN224 Impendle (Low)

Opening Balance	7 650	18 122	14 943	11 279	10 355	15 295
Plus Receipts	20 401	12 055	4 996	8 934	11 444	3 157
SubTotal	28 051	30 177	19 939	20 213	21 799	18 452
Less Payments	9 929	15 234	8 659	9 858	6 504	6 599
Closing Balance	18 122	14 943	11 279	10 355	15 295	11 854




KZN225 Msunduzi (High)

Opening Balance	679 500	758 835	712 909	690 353	672 617	725 946
Plus Receipts	418 867	293 497	359 315	315 508	334 810	345 016
SubTotal	1 098 367	1 052 332	1 072 224	1 005 862	1 007 427	1 070 963
Less Payments	339 532	339 423	381 671	333 245	281 480	382 484
Closing Balance	758 835	712 909	690 353	672 617	725 946	688 478



KZN226 Mkhambathini (Medium)

Opening Balance	16 501	33 252	29 612	25 130	22 540	33 929
Plus Receipts	20 811	767	1 299	1 345	15 428	1 258
SubTotal	37 312	34 019	30 910	26 475	37 969	35 187
Less Payments	4 061	4 407	5 780	3 935	4 039	4 998
Closing Balance	33 252	29 612	25 130	22 540	33 929	30 189



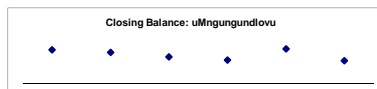
KZN227 Richmond (Low)

Opening Balance	5 020	5 020	3 888	1 106	833	14 561
Plus Receipts	17 695	4 349	7 045	3 815	18 725	755
SubTotal	22 715	9 369	10 933	4 921	19 557	15 316
Less Payments	17 695	5 481	9 827	4 088	4 996	14 443
Closing Balance	5 020	3 888	1 106	833	14 561	874




DC22 uMqungundlovu (Medium)

Opening Balance	205 274	431 645	397 935	342 300	297 884	442 500
Plus Receipts	260 547	31 226	15 245	19 460	186 115	12 943
SubTotal	465 821	462 870	413 180	361 760	484 000	455 443
Less Payments	34 177	64 935	70 880	63 875	41 500	165 629
Closing Balance	431 645	397 935	342 300	297 884	442 500	289 815




KZN232 Emnambithi/Ladysmith (High)

Opening Balance	94 799	196 425	237 508	276 218	318 790	360 611
Plus Receipts	115 564	74 872	71 420	67 189	85 319	28 687
SubTotal	210 363	271 297	309 128	343 407	404 109	389 298
Less Payments	13 939	33 789	32 910	24 617	43 498	41 424
Closing Balance	196 425	237 508	276 218	318 790	360 611	347 874




KZN233 Indaka (Low)


Opening Balance	103 174	128 297	131 275	125 809	125 809	116 542
Plus Receipts	33 571	5 457	3 517	4 238	4 829	13 464
SubTotal	136 744	133 754	134 792	130 047	130 637	130 006
Less Payments	8 447	2 479	8 983	4 238	14 095	8 218
Closing Balance	128 297	131 275	125 809	125 809	116 542	121 787

**KZN234 Umtshezi (Medium)**


Opening Balance	7 340	1 932	1 910	(1 656)	(1 031)	(1 919)
Plus Receipts	34 781	33 413	30 911	33 043	30 856	37 499
SubTotal	42 121	35 345	32 821	31 387	29 825	35 580
Less Payments	40 189	33 434	34 477	32 418	31 744	37 938
Closing Balance	1 932	1 910	(1 656)	(1 031)	(1 919)	(2 358)

**KZN235 Okhahlamba (Low)**


Opening Balance	42 798	91 453	89 951	78 179	61 837	86 790
Plus Receipts	85 353	18 116	5 559	3 288	42 064	13 666
SubTotal	128 151	109 569	95 510	81 467	103 902	100 456
Less Payments	36 698	19 618	17 330	19 630	17 111	19 774
Closing Balance	91 453	89 951	78 179	61 837	86 790	80 682

**KZN236 Imbabazane (Low)**


Opening Balance	49 263	75 608	66 523	21 485	10 429	25 983
Plus Receipts	40 867	2 267	(36 125)	562	21 690	(12 383)
SubTotal	90 130	77 875	30 398	22 048	32 119	13 600
Less Payments	14 523	11 352	8 913	11 618	6 136	6 994
Closing Balance	75 608	66 523	21 485	10 429	25 983	6 606

**DC23 Uthukela (Medium)**


Opening Balance	126 554	283 242	250 374	208 780	178 513	215 917
Plus Receipts	185 968	10 822	9 609	12 427	109 449	61 701
SubTotal	312 523	294 064	259 983	221 207	287 963	277 618
Less Payments	29 281	43 690	51 203	42 694	72 046	306 861
Closing Balance	283 242	250 374	208 780	178 513	215 917	(29 243)

**KZN241 Endumeni (Medium)**


Opening Balance	1 965	3 776	(1 491)	703	2 180	1 761
Plus Receipts	40 755	24 896	15 011	28 416	20 338	32 961
SubTotal	42 720	28 671	13 520	29 120	22 518	34 723
Less Payments	38 944	30 162	12 817	26 940	20 757	36 963
Closing Balance	3 776	(1 491)	703	2 180	1 761	(2 240)

**KZN242 Nquthu (Low)**


Opening Balance	80 995	95 253	108 748	105 925	102 791	134 021
Plus Receipts	52 249	18 629	8 024	6 163	37 504	3 512
SubTotal	133 244	113 883	116 771	112 087	140 295	137 533
Less Payments	37 991	5 135	10 847	9 296	6 274	27 159
Closing Balance	95 253	108 748	105 925	102 791	134 021	110 374

**KZN244 Msinga (Low)**


Opening Balance	76 032	127 416	125 056	123 509	121 961	120 390
Plus Receipts	53 753					
SubTotal	129 785	127 416	125 056	123 509	121 961	120 390
Less Payments	2 369	2 360	1 547	1 547	1 571	1 589
Closing Balance	127 416	125 056	123 509	121 961	120 390	118 802

**KZN245 Umvoti (Medium)**


Opening Balance		26 921	24 011	21 280	20 249	15 340
Plus Receipts	33 176	8 956	8 575	9 268	8 834	32 733
SubTotal	33 176	35 877	32 586	30 549	29 083	48 072
Less Payments	6 255	11 865	11 306	10 300	13 743	12 052
Closing Balance	26 921	24 011	21 280	20 249	15 340	36 020

**DC24 Umzinyathi (Low)**


Opening Balance	1 798	28 572	1 424	31 465	24 099	113 008
Plus Receipts	172 255	14 313	84 399	19 658	208 995	(1 288)
SubTotal	174 053	42 884	85 823	51 123	233 093	111 740
Less Payments	145 481	41 460	54 358	27 024	120 085	47 528
Closing Balance	28 572	1 424	31 465	24 099	113 008	64 212

**KZN252 Newcastle (High)**


Opening Balance	327 907	303 951	353 886	256 661	142 019	
Plus Receipts	69 767	183 012	80 056	54 954	221 156	
SubTotal	397 675	486 963	433 942	311 615	363 175	
Less Payments	93 723	133 077	177 281	169 596	146 726	
Closing Balance	303 951	353 886	256 661	142 019	216 449	

**KZN253 eMadiangeni (Low)**


Opening Balance	8 015	15 890	11 556			
Plus Receipts	14 608	7 606	2 454			
SubTotal	22 623	23 496	14 010			
Less Payments	6 733	11 940	5 468			
Closing Balance	15 890	11 556	8 542			

**KZN254 Dannhauser (Low)**


Opening Balance	684	28 309	24 008	17 877	16 725	34 317
Plus Receipts	36 292	3 561	4 089	9 626	23 298	28 629
SubTotal	36 976	31 870	28 098	27 503	40 023	62 946
Less Payments	8 667	7 862	10 221	10 778	5 706	7 657
Closing Balance	28 309	24 008	17 877	16 725	34 317	55 289

**DC25 Amajuba (Low)**


Opening Balance	329	38 451	31 417	21 330	6 349	34 578
Plus Receipts	62 595	7 930	1 204	1 244	35 954	12 462
SubTotal	62 924	46 381	32 622	22 574	42 303	47 040
Less Payments	24 473	14 964	11 292	16 225	7 725	27 780
Closing Balance	38 451	31 417	21 330	6 349	34 578	19 260

**KZN261 eDumbe (Low)**


Opening Balance	505	9 768	71	1 657	372	11 976
Plus Receipts	27 253	4 937	8 220	6 442	19 622	12 587
SubTotal	27 759	14 705	8 290	8 099	19 994	24 563
Less Payments	17 991	14 635	6 634	7 727	8 018	17 937
Closing Balance	9 768	71	1 657	372	11 976	6 626

**KZN262 uPhongolo (Low)**

Opening Balance	2 180	33 505	27 523	734	288	25 585
Plus Receipts	50 294	9 846	(16 869)	20 049	41 831	61
SubTotal	52 475	43 351	10 655	20 782	42 118	25 646
Less Payments	18 970	15 828	9 921	20 494	16 534	22 835
Closing Balance	33 505	27 523	734	288	25 585	2 811


**KZN263 Abaqulusi (Low)**

Opening Balance	23 354	61 704	42 899	32 220	23 735	11 852
Plus Receipts	71 249	17 982	29 595	24 558	26 919	55 833
SubTotal	94 602	79 686	72 493	56 778	50 655	67 685
Less Payments	32 898	36 787	40 274	33 042	38 803	30 837
Closing Balance	61 704	42 899	32 220	23 735	11 852	36 848

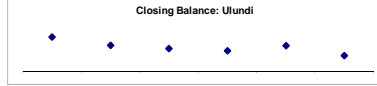


KZN265 Nongoma (Low)


Opening Balance	956	53 387	42 342	33 160	24 483	33 975
Plus Receipts	67 633	3 328	1 655	9 857	26 528	12 021
SubTotal	68 589	56 715	43 998	43 017	51 011	45 996
Less Payments	15 202	14 373	10 637	18 534	17 037	13 036
Closing Balance	53 387	42 342	33 160	24 483	33 975	32 960

**KZN266 Ulundi (Low)**


Opening Balance	6 419	71 046	54 017	47 127	42 320	53 297
Plus Receipts	81 033	11 921	8 766	17 258	44 510	4 007
SubTotal	87 453	82 967	62 783	64 385	86 830	57 304
Less Payments	16 406	28 950	15 656	22 064	33 533	24 663
Closing Balance	71 046	54 017	47 127	42 320	53 297	32 641

**DC26 Zululand (Medium)**


Opening Balance	(5 499)	170 874	165 613	119 004	102 036	236 398
Plus Receipts	209 739	23 090	3 923	24 024	198 065	9 720
SubTotal	204 240	193 964	169 537	143 028	300 101	246 119
Less Payments	33 366	28 351	50 532	40 992	63 703	66 019
Closing Balance	170 874	165 613	119 004	102 036	236 398	180 099

**KZN271 Umhlabuyalingana (Medium)**

Opening Balance	71 050	100 129	103 284	99 115	87 466	127 128
Plus Receipts	40 413	10 084	4 064	996	46 396	455
SubTotal	111 463	110 213	107 348	100 110	133 863	127 583
Less Payments	11 334	6 929	8 233	12 644	6 734	20 680
Closing Balance	100 129	103 284	99 115	87 466	127 128	106 904

**KZN272 Jozini (Low)**


Opening Balance	8 643	47 854	42 669	34 276	29 051	56 604
Plus Receipts	53 846	17 559	5 936	5 491	38 141	1 620
SubTotal	62 489	65 413	48 605	39 767	67 192	58 223
Less Payments	14 635	22 744	14 328	10 717	10 589	21 410
Closing Balance	47 854	42 669	34 276	29 051	56 604	36 813

**KZN273 The Big 5 False Bay (Low)**

Opening Balance	(1 913)	6 429	2 638	4 228	1 896	6 429
Plus Receipts	16 662	1 624	5 032	3 247	8 129	6 305
SubTotal	14 749	8 253	7 670	7 475	10 025	12 734
Less Payments	8 121	5 615	3 442	5 579	3 596	9 163
Closing Balance	6 629	2 638	4 228	1 896	6 429	3 571

**KZN274 Hlabisa (Low)**

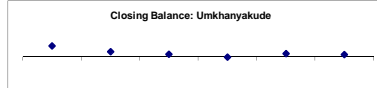
Opening Balance	1 749	16 051	11 231	9 222	9 408	19 109
Plus Receipts	20 460	2 031	1 142	4 447	18 662	538
SubTotal	22 209	18 083	12 373	13 669	28 070	19 646
Less Payments	6 158	6 852	3 151	4 261	8 961	5 722
Closing Balance	16 051	11 231	9 222	9 408	19 109	13 924

**KZN275 Mubatuba (Low)**

Opening Balance	424	38 853	33 644	26 441	19 664	44 739
Plus Receipts	49 198	4 631	1 891	5 192	31 525	1 081
SubTotal	49 622	43 483	35 535	31 633	51 189	45 820
Less Payments	10 770	9 839	9 094	11 968	6 450	16 214
Closing Balance	38 853	33 644	26 441	19 664	44 739	29 606

**DC27 Umkhanyakude (Medium)**

Opening Balance	11 379	112 413	53 138	25 454	(3 923)	32 969
Plus Receipts	164 152	5 480	5 935	4 596	79 211	38 480
SubTotal	175 530	118 093	59 073	30 050	75 287	71 449
Less Payments	63 117	64 955	33 619	33 974	42 319	50 113
Closing Balance	112 413	53 138	25 454	(3 923)	32 969	21 336

**KZN281 Mfolozi (Medium)**


Opening Balance	134	25 020	9 904	328	7 920	22 278
Plus Receipts	40 963	6 639	677	18 552	25 386	9 166
SubTotal	41 097	31 660	10 581	18 880	33 306	31 444
Less Payments	16 077	21 756	10 252	10 961	11 028	24 811
Closing Balance	25 020	9 904	328	7 920	22 278	6 633

**KZN282 uMhlatuze (High)**


Opening Balance	399 897	561 308	536 244	501 032	508 007	580 872
Plus Receipts	300 422	219 567	176 227	204 971	295 314	195 034
SubTotal	700 319	780 875	712 471	706 003	803 321	775 906
Less Payments	139 011	244 631	211 439	197 996	222 449	318 334
Closing Balance	561 308	536 244	501 032	508 007	580 872	457 572

**KZN283 Ntambanana (Low)**


Opening Balance	21 341	40 007	36 842	34 963	33 360	42 122
Plus Receipts	21 394	1 855	795	95	13 938	394
SubTotal	42 735	41 863	37 636	35 058	47 297	42 517
Less Payments	2 728	5 021	2 473	1 699	5 175	4 793
Closing Balance	40 007	36 842	34 963	33 360	42 122	37 724

**KZN284 uMlalazi (Low)**


Opening Balance	71 508	119 677	107 960	100 514	92 186	123 396
Plus Receipts	70 687	13 907	17 483	18 420	50 280	8 524
SubTotal	142 195	133 583	125 443	118 934	142 467	131 920
Less Payments	22 518	25 623	24 929	26 748	19 071	27 074
Closing Balance	119 677	107 960	100 514	92 186	123 396	104 846

**KZN285 Mthonjaneni (Low)**

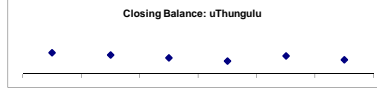
Opening Balance	71 054	88 651	88 284	87 426	87 275	94 848
Plus Receipts	22 557	4 804	4 081	7 799	14 403	8 920
SubTotal	93 611	93 455	92 365	95 225	101 678	103 768
Less Payments	4 960	5 171	4 939	7 950	6 830	12 716
Closing Balance	88 651	88 284	87 426	87 275	94 848	91 052

**KZN286 Nkandla (Medium)**

Opening Balance	1 031	32 519	16 997	7 114	10 735	34 728
Plus Receipts	43 743	3 957	1 714	9 466	31 111	1 478
SubTotal	44 774	36 477	18 710	16 580	41 846	36 207
Less Payments	12 255	19 480	11 596	5 845	7 118	12 932
Closing Balance	32 519	16 997	7 114	10 735	34 728	23 275

**DC28 uThungulu (High)**



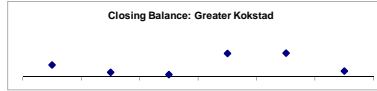
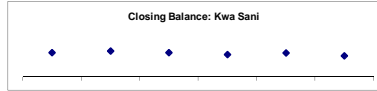

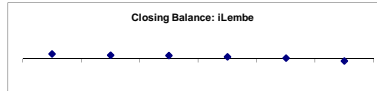


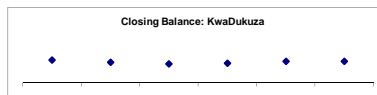
Opening Balance	146 746	272 706	246 120	208 911	165 523	233 236
Plus Receipts	299 722	49 985	83 113	59 817	284 507	72 955
SubTotal	446 468	342 691	329 233	268 729	450 030	306 191
Less Payments	173 763	96 571	120 322	103 205	216 794	124 891
Closing Balance	272 706	246 120	208 911	165 523	233 236	181 300

**KZN291 Mandeni (Low)**

Opening Balance	33 979	75 766	71 207	72 007	64 847	109 500
Plus Receipts	52 216	7 930	14 410	4 979	57 921	3 036
SubTotal	86 195	83 696	85 617	76 987	122 768	112 536
Less Payments	10 429	12 489	13 610	12 139	13 268	12 175
Closing Balance	75 766	71 207	72 007	64 847	109 500	100 360



KZN292 KwaDukuza (High)						
Opening Balance	542 371	578 043	521 438	479 824	501 712	544 936
Plus Receipts	97 147	72 769	64 937	114 853	133 851	123 310
SubTotal	639 518	650 812	586 375	594 677	635 564	668 246
Less Payments	61 475	129 374	106 551	92 965	90 628	117 906
Closing Balance	578 043	521 438	479 824	501 712	544 936	550 339
KZN293 Ndwedwe (Low)						
Opening Balance	57 174	94 599	85 703	80 777	81 497	118 117
Plus Receipts	43 305	2 841	3 167	9 717	56 631	8 592
SubTotal	100 479	97 439	88 870	90 494	138 128	126 709
Less Payments	5 880	11 736	8 093	8 996	20 011	11 981
Closing Balance	94 599	85 703	80 777	81 497	118 117	114 728
KZN294 Maphumulo (Medium)						
Opening Balance	35 081	64 041	58 128	64 149	65 924	80 595
Plus Receipts	34 401	1 719	14 689	6 781	24 358	12 142
SubTotal	69 482	65 760	72 817	70 930	90 281	92 737
Less Payments	5 441	7 632	8 667	5 006	9 686	13 380
Closing Balance	64 041	58 128	64 149	65 924	80 595	79 357
DC29 iLembe (Low)						
Opening Balance	44 838	126 931	87 721	78 052	47 207	16 363
Plus Receipts	185 312	21 031	4 012	34 814	34 814	24 253
SubTotal	230 151	147 962	91 732	112 866	82 021	40 616
Less Payments	103 220	60 241	13 680	65 659	65 659	95 880
Closing Balance	126 931	87 721	78 052	47 207	16 363	(55 264)
KZN431 Ingwe (Medium)						
Opening Balance	52 421	79 211	66 023	59 164	54 335	68 123
Plus Receipts	34 270	3 291	2 848	4 067	24 288	3 452
SubTotal	86 690	82 502	68 871	63 231	78 623	71 575
Less Payments	7 479	16 479	9 707	8 896	10 500	12 509
Closing Balance	79 211	66 023	59 164	54 335	68 123	59 066
KZN432 Kwa Sani (Low)						
Opening Balance	26 283	31 255	33 270	31 195	28 568	30 856
Plus Receipts	12 822	18 137	3 550	4 830	8 873	6 548
SubTotal	39 105	49 392	36 820	36 025	37 441	37 403
Less Payments	7 850	16 121	5 625	7 457	6 585	10 432
Closing Balance	31 255	33 270	31 195	28 568	30 856	26 971
KZN433 Greater Kokstad (Low)						
Opening Balance	4 163	15 079	5 481	2 787	29 916	30 129
Plus Receipts	41 453	15 555	25 585	51 151	23 023	(1 711)
SubTotal	45 616	30 634	31 066	53 937	52 939	28 418
Less Payments	30 537	25 153	28 280	24 021	22 811	21 364
Closing Balance	15 079	5 481	2 787	29 916	30 129	7 054
KZN434 Ubuhlebezwe (Low)						
Opening Balance		29 467	15 903	16 968	18 529	34 024
Plus Receipts	40 248	12 025	3 177	9 037	29 761	26 561
SubTotal	40 248	41 492	19 080	26 005	48 290	60 585
Less Payments	10 781	25 589	2 112	7 476	14 266	27 299
Closing Balance	29 467	15 903	16 968	18 529	34 024	33 286
KZN435 Umzimkhulu (Medium)						
Opening Balance	51 715	122 967	122 507	114 809	103 870	131 890
Plus Receipts	80 722	9 715	2 578	6 143	44 482	28 939
SubTotal	132 437	132 682	125 086	120 952	148 352	160 829
Less Payments	9 470	10 175	10 277	17 081	16 462	16 531
Closing Balance	122 967	122 507	114 809	103 870	131 890	144 298
DC43 Harry Gwala (Low)						
Opening Balance	29 474	178 129	138 130	117 967	62 057	124 328
Plus Receipts	200 911	10 070	5 805	8 521	107 893	34 100
SubTotal	230 385	188 199	143 935	126 488	169 950	158 428
Less Payments	52 256	50 069	25 968	64 431	45 622	75 498
Closing Balance	178 129	138 130	117 967	62 057	124 328	82 930



LP LIMPOPO


LIM331 Greater Giyani (Low)

Opening Balance	86 418	178 688	161 914	160 722	142 339	185 729
Plus Receipts	109 123	3 975	15 113	2 582	61 638	30 271
SubTotal	195 541	182 664	177 027	163 304	203 977	216 000
Less Payments	16 853	20 750	16 305	20 965	18 248	25 690
Closing Balance	178 688	161 914	160 722	142 339	185 729	190 309



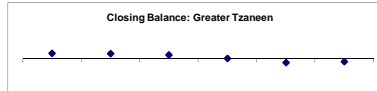
LIM332 Greater Letaba (Low)

Opening Balance	76 326	148 917	134 858	117 850	109 212	90 592
Plus Receipts	85 308	4 307	2 519	2 484	1 782	24 244
SubTotal	161 634	153 224	137 377	120 333	110 994	114 837
Less Payments	12 717	18 366	19 527	11 121	20 402	31 181
Closing Balance	148 917	134 858	117 850	109 212	90 592	83 656



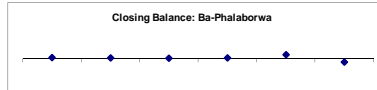
LIM333 Greater Tzaneen (High)

Opening Balance	23 822	56 897	54 078	39 648	3 474	(40 638)
Plus Receipts	203 474	84 537	66 889	61 140	57 349	138 940
SubTotal	227 296	141 434	120 966	100 788	60 823	98 302
Less Payments	170 399	87 356	81 318	97 313	101 461	128 594
Closing Balance	56 897	54 078	39 648	3 474	(40 638)	(30 291)




LIM334 Ba-Phalaborwa (Medium)

Opening Balance	490	2 151	1 823	550	1 206	9 526
Plus Receipts	62 286	17 240	13 270	17 439	44 632	15 573
SubTotal	62 776	19 391	15 093	17 988	45 838	25 098
Less Payments	60 625	17 568	14 543	16 783	36 312	34 146
Closing Balance	2 151	1 823	550	1 206	9 526	(9 047)




LIM335 Maruleng (Low)

Opening Balance	42 184	78 897	73 569	65 365	56 259	81 497
Plus Receipts	43 158	2 979	1 967	2 434	38 034	14 300
SubTotal	85 342	81 877	75 536	67 800	94 293	95 797
Less Payments	6 445	8 308	10 170	11 541	12 796	6 963
Closing Balance	78 897	73 569	65 365	56 259	81 497	88 835




DC33 Mopani (Low)

Opening Balance	20 981	69 838	41 662	76 549	40 396	3 808
Plus Receipts	71 046	1 451	73 751	326	542	55 603
SubTotal	92 027	71 489	115 413	76 876	40 938	59 412
Less Payments	22 189	29 827	38 864	36 479	37 130	53 603
Closing Balance	69 838	41 662	76 549	40 396	3 808	5 808




LIM341 Musina (Low)

Opening Balance	8 899	8 100	11 344	9 472	9 775	22 480
Plus Receipts	37 054	27 919	21 653	40 991	31 248	20 438
SubTotal	45 953	36 020	32 997	50 462	41 023	42 918
Less Payments	37 853	24 676	23 525	40 687	18 543	34 660
Closing Balance	8 100	11 344	9 472	9 775	22 480	8 258




LIM342 Mutale (Low)

Opening Balance	4 986	12 426	8 934	411	(8 344)	8 392
Plus Receipts	33 191	2 236	650	569	22 955	768
SubTotal	38 176	14 663	9 584	980	14 611	9 160
Less Payments	25 750	5 728	9 173	9 324	6 218	31 312
Closing Balance	12 426	8 934	411	(8 344)	8 392	(22 152)




LIM343 Thulamela (Medium)

Opening Balance	282 553	462 335	423 549	376 081	470 634	593 588
Plus Receipts	326 673	11 128	14 166	145 497	172 333	9 420
SubTotal	609 226	473 463	437 715	521 578	642 967	603 008
Less Payments	146 891	49 914	61 634	50 944	49 378	45 074
Closing Balance	462 335	423 549	376 081	470 634	593 588	537 935




LIM344 Makhado (Medium)

Opening Balance	52 140	91 659	69 343	49 499	34 842	124 266
Plus Receipts	144 934	22 694	28 063	28 927	150 192	125 956
SubTotal	197 074	114 352	97 407	78 425	185 034	250 222
Less Payments	105 415	45 009	47 908	43 583	60 768	102 956
Closing Balance	91 659	69 343	49 499	34 842	124 266	147 266




DC34 Vhembe (Low)

Opening Balance	238 936	134 141	66 677	(48 560)	(160 240)	(241 015)
Plus Receipts	(43 907)	(4 535)			9 745	80 818
SubTotal	195 029	129 606	66 677	(48 560)	(150 495)	(160 197)
Less Payments	60 888	62 929	115 237	111 681	90 520	106 845
Closing Balance	134 141	66 677	(48 560)	(160 240)	(241 015)	(267 042)



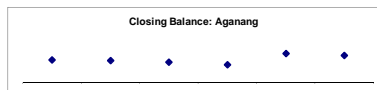
LIM351 Blouberg (Low)

Opening Balance	(8 689)	41 618	30 225	19 806	45 012	38 256
Plus Receipts	172	61 734	1 752	3 771	40 885	13 980
SubTotal	172	53 045	43 371	33 996	60 691	58 991
Less Payments	8 861	11 427	13 146	14 190	15 479	20 735
Closing Balance	(8 689)	41 618	30 225	19 806	45 012	38 256




LIM352 Aganang (Low)

Opening Balance	50 212	86 942	84 376	78 441	69 125	111 748
Plus Receipts	43 661	1 992	481	726	50 048	561
SubTotal	93 873	88 935	84 858	79 168	119 172	112 309
Less Payments	6 930	4 558	6 416	10 043	7 424	7 164
Closing Balance	86 942	84 376	78 441	69 125	111 748	105 145




LIM353 Molemole (Low)

Opening Balance	29 215	68 425	63 868	53 046	47 752	42 211
Plus Receipts	49 221	2 564	583	4 338	1 981	31 520
SubTotal	78 436	70 989	64 451	57 384	49 732	73 731
Less Payments	10 011	7 121	11 405	9 632	7 521	14 355
Closing Balance	68 425	63 868	53 046	47 752	42 211	59 376




LIM354 Polokwane (High)

Opening Balance	309 593	605 146	540 528	407 005	325 998	252 985
Plus Receipts	486 499	143 358	242 648	140 963	124 384	554 054
SubTotal	796 092	748 504	783 175	547 969	450 382	807 039
Less Payments	190 946	207 977	376 170	221 971	197 397	258 095
Closing Balance	605 146	540 528	407 005	325 998	252 985	548 944




LIM355 Lepelle-Nkumpi (Low)

Opening Balance	108 766	169 820	160 111	149 886	138 257	196 944
Plus Receipts	71 558	6 289	6 073	7 292	72 274	4 059
SubTotal	180 325	176 109	166 184	157 179	210 530	201 004
Less Payments	10 504	15 998	16 298	18 922	13 586	18 646
Closing Balance	169 820	160 111	149 886	138 257	196 944	182 358




DC35 Capricorn (Medium)

Opening Balance	292 587	427 609	383 431	316 382	278 972	438 330
Plus Receipts	199 721	16 850	(287)	38 911	228 423	(2 767)
SubTotal	492 308	444 459	383 145	355 293	507 396	435 564
Less Payments	64 699	61 028	66 762	76 321	69 065	55 379
Closing Balance	427 609	383 431	316 382	278 972	438 330	380 185

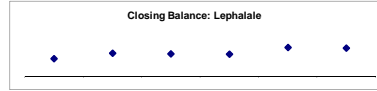


LIM361 Thabazimbi (Low)


Opening Balance	860	27 978	18 807	17 761	10 641	20 008
Plus Receipts	38 482	11 012	14 433	8 306	24 150	24 423
SubTotal	39 341	38 990	33 240	26 067	34 790	44 430
Less Payments	11 363	20 183	15 479	15 427	14 783	25 416
Closing Balance	27 978	18 807	17 761	10 641	20 008	19 015

**LIM362 Lephalele (Medium)**

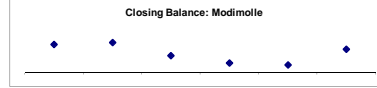
Opening Balance	46 938	91 147	119 193	116 499	114 696	149 629
Plus Receipts	74 080	58 284	27 316	25 676	64 045	26 305
SubTotal	121 018	149 432	146 508	142 175	178 741	175 934
Less Payments	29 871	30 239	30 009	27 479	29 112	29 256
Closing Balance	91 147	119 193	116 499	114 696	149 629	146 679

**LIM364 Mookgopong (Medium)**

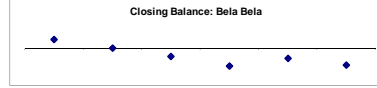
Opening Balance	122	6 652	1 040			
Plus Receipts	24 628	9 722	9 307			
SubTotal	24 750	16 374	10 347			
Less Payments	18 098	15 334	10 796			
Closing Balance	6 652	1 040	(449)			

**LIM365 Modimolle (Low)**


Opening Balance	34 643	59 141	62 790	35 921	20 941	16 601
Plus Receipts	50 275	17 949	13 817	18 337	18 216	50 637
SubTotal	84 919	77 090	76 608	54 258	39 157	67 239
Less Payments	25 778	14 300	40 687	33 316	22 556	18 109
Closing Balance	59 141	62 790	35 921	20 941	16 601	49 129

**LIM366 Bela Bela (Medium)**

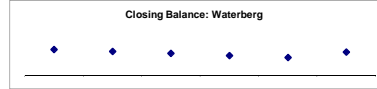
Opening Balance		12 023	897	(9 914)	(22 335)	(12 561)
Plus Receipts	54 178	20 399	18 248	16 761	36 469	22 915
SubTotal	54 178	32 422	19 144	6 847	14 134	10 354
Less Payments	42 155	31 525	29 059	29 182	26 495	31 735
Closing Balance	12 023	897	(9 914)	(22 335)	(12 561)	(21 380)

**LIM367 Mogalakwena (Low)**


Opening Balance	464 287	546 510	543 798	522 815		
Plus Receipts	165 475	67 064	41 686	45 083		
SubTotal	629 762	613 574	585 484	567 898		
Less Payments	83 252	69 776	62 669	62 141		
Closing Balance	546 510	543 798	522 815	505 757		

**DC36 Waterberg (Low)**


Opening Balance	68 176	100 857	93 863	86 284	77 739	69 682
Plus Receipts	40 026	472	1 428	840	1 029	34 535
SubTotal	108 203	101 329	95 291	87 124	78 769	104 217
Less Payments	7 345	7 466	9 007	9 385	9 086	12 821
Closing Balance	100 857	93 863	86 284	77 739	69 682	91 396

**LIM471 Ephraim Mogale (Low)**


Opening Balance		37 891	35 252	34 181	30 195	26 568
Plus Receipts	44 372	8 668	11 375	6 385	6 681	47 300
SubTotal	44 372	46 559	46 627	40 567	36 875	73 868
Less Payments	6 481	11 306	12 446	10 372	10 308	10 751
Closing Balance	37 891	35 252	34 181	30 195	26 568	63 117

**LIM472 Elias Motsaedi (Medium)**

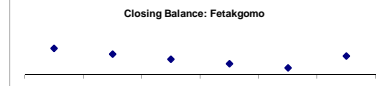
Opening Balance	35 400	84 146	69 178	73 854		
Plus Receipts	74 198	6 654	18 220	8 617		
SubTotal	109 598	90 800	87 398	82 471		
Less Payments	25 452	21 623	13 544	33 116		
Closing Balance	84 146	69 178	73 854	49 295		

**LIM473 Makhuduthamaga (Low)**

Opening Balance	94 825	174 742	139 758	120 521	120 521	
Plus Receipts	96 088	8 479	1 402		8 716	
SubTotal	190 913	183 220	141 161	120 521	129 237	
Less Payments	16 171	43 462	20 639		24 497	
Closing Balance	174 742	139 758	120 521	120 521	104 740	

**LIM474 Fetakgomo (Low)**

Opening Balance	6 148	33 989	26 493	20 094	14 121	8 588
Plus Receipts	32 036	1 837	1 007	885	835	21 635
SubTotal	38 184	35 826	27 499	20 979	14 956	30 223
Less Payments	4 195	9 334	7 405	6 858	6 368	6 012
Closing Balance	33 989	26 493	20 094	14 121	8 588	24 211

**LIM475 Greater Tubatse (Low)**

Opening Balance		33 363	23 497	9 902	27 529	19 140
Plus Receipts	62 416	7 892	6 881	38 051	10 741	37 431
SubTotal	62 416	41 256	30 377	47 953	38 269	56 571
Less Payments	29 053	17 759	20 475	20 424	19 129	26 664
Closing Balance	33 363	23 497	9 902	27 529	19 140	29 907

**DC47 Sekhukhune (High)**


Opening Balance		147 915	115 240	64 631	24 682	136 836
Plus Receipts	205 159	8 151	3 425	3 277	179 435	6 982
SubTotal	205 159	156 066	118 865	67 908	204 117	143 818
Less Payments	57 244	40 826	54 234	43 225	67 281	87 507
Closing Balance	147 915	115 240	64 631	24 682	136 836	56 311



MP MPUMALANGA


MP301 Albert Luthuli (Medium)

Opening Balance	18 634	90 603	45 850	19 629	15 247	37 676
Plus Receipts	122 164	6 175	8 638	27 293	46 391	27 361
SubTotal	140 798	96 777	54 487	46 921	61 638	65 037
Less Payments	50 195	50 928	34 859	31 674	23 961	77 982
Closing Balance	90 603	45 850	19 629	15 247	37 676	(12 945)



MP302 Msukaligwa (Low)

Opening Balance	5 307	8 345	5 318	57 873	39 734	59 801
Plus Receipts	33 210	31 979	77 636	24 342	47 116	27 540
SubTotal	38 517	40 323	82 954	82 215	86 850	87 341
Less Payments	30 172	35 005	25 081	42 481	27 049	68 263
Closing Balance	8 345	5 318	57 873	39 734	59 801	19 079




MP303 Mkhondo (Low)

Opening Balance	3 017	54 402	30 297	12 794	5 098	40 481
Plus Receipts	67 333	11 965	9 074	21 144	64 211	47 153
SubTotal	70 350	66 367	39 371	33 938	69 310	87 634
Less Payments	15 948	36 071	26 576	28 840	28 829	43 206
Closing Balance	54 402	30 297	12 794	5 098	40 481	44 428




MP304 Pixley Ka Seme (MP) (Medium)

Opening Balance	46 599	81 565	71 907	67 199	58 982	70 225
Plus Receipts	48 961	5 628	4 707	6 536	23 013	973
SubTotal	95 561	87 193	76 614	73 735	81 995	71 197
Less Payments	13 996	15 286	9 416	14 753	11 770	13 714
Closing Balance	81 565	71 907	67 199	58 982	70 225	57 484



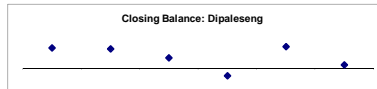
MP305 Lekwa (Low)

Opening Balance	32 280	37 463	35 171	21 603	19 332	
Plus Receipts	90 778	39 352	29 848	37 040	59 184	
SubTotal	123 058	76 814	65 019	58 644	78 517	
Less Payments	85 596	41 644	43 415	39 311	24 240	
Closing Balance	37 463	35 171	21 603	19 332	54 276	



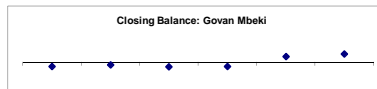
MP306 Dipaleseng (Low)

Opening Balance	19 319	18 569	17 664	9 491	(6 625)	19 597
Plus Receipts	32 921	9 266	6 309	7 651	31 973	4 665
SubTotal	52 240	27 835	23 974	17 142	25 347	24 262
Less Payments	33 670	10 171	14 482	23 768	5 751	21 178
Closing Balance	18 569	17 664	9 491	(6 625)	19 597	3 084




MP307 Govan Mbeki (High)

Opening Balance	16 232	(23 324)	(14 582)	(25 854)	(23 221)	28 400
Plus Receipts	219 501	133 377	112 738	149 575	136 559	173 088
SubTotal	235 733	110 053	98 156	123 721	113 338	201 487
Less Payments	259 058	124 634	124 010	146 942	84 938	159 656
Closing Balance	(23 324)	(14 582)	(25 854)	(23 221)	28 400	41 831



DC30 Gert Sibande (Medium)

Opening Balance	13 611	36 073	30 272	31 574	29 984	96 561
Plus Receipts	59 768	19 338	21 204	16 450	89 978	(30 750)
SubTotal	73 379	55 411	51 476	48 024	119 961	65 811
Less Payments	37 307	25 139	19 902	18 041	23 401	37 445
Closing Balance	36 073	30 272	31 574	29 984	96 561	28 366




MP311 Victor Khanye (Medium)

Opening Balance	25 628	67 343	44 855	29 324	24 705	31 232
Plus Receipts	55 805	14 926	35 966	21 265	29 670	52 181
SubTotal	81 433	82 269	80 821	50 589	54 375	83 413
Less Payments	14 089	37 414	51 498	25 884	23 142	22 063
Closing Balance	67 343	44 855	29 324	24 705	31 232	61 351



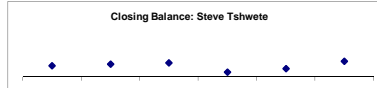
MP312 Emalaheni (Mp) (High)

Opening Balance	(34 710)	(2 036)	1 183	(6 970)	(6 369)	
Plus Receipts	2 081 459	175 711	213 905	137 968	144 321	
SubTotal	2 046 748	173 675	215 087	130 998	137 952	
Less Payments	2 048 785	172 492	222 057	137 367	138 256	
Closing Balance	(2 036)	1 183	(6 970)	(6 369)	(304)	




MP313 Steve Tshwete (High)

Opening Balance	68 326	140 177	161 536	180 400	59 413	102 632
Plus Receipts	199 811	128 742	137 780	(27 757)	143 485	220 363
SubTotal	268 137	268 919	299 316	152 644	202 898	322 994
Less Payments	127 960	107 382	118 916	93 231	100 267	122 672
Closing Balance	140 177	161 536	180 400	59 413	102 632	200 322




MP314 Emakhazeni (Low)

Opening Balance	4 290	48 638	38 779	38 824	41 246	35 380
Plus Receipts	51 372	8 572	8 803	12 387	8 356	25 256
SubTotal	55 662	57 211	47 582	51 212	49 602	60 636
Less Payments	7 024	18 431	8 758	9 965	14 222	10 995
Closing Balance	48 638	38 779	38 824	41 246	35 380	49 641




MP315 Thembisile Hani (Low)

Opening Balance	41 211	109 876	91 063	68 935	52 409	103 708
Plus Receipts	106 426	5 771	7 732	13 842	89 042	18 461
SubTotal	147 637	115 647	98 795	82 777	141 451	122 170
Less Payments	37 761	24 583	29 860	30 368	37 742	29 239
Closing Balance	109 876	91 063	68 935	52 409	103 708	92 930




MP316 Dr J.S. Moroka (Low)

Opening Balance	697	(1 913)	48 708	441	16 487	7 157
Plus Receipts	121 774	103 715	2 486	59 558	36 007	180 248
SubTotal	122 471	101 803	51 195	59 999	52 494	187 405
Less Payments	124 384	53 094	50 754	43 512	45 337	91 739
Closing Balance	(1 913)	48 708	441	16 487	7 157	95 666




DC31 Nkangala (High)

Opening Balance	401 782	485 980	472 460	451 590	423 454	400 321
Plus Receipts	127 963	7 546	1 106	(1 963)	3 948	106 839
SubTotal	529 745	493 526	473 566	449 627	427 402	507 160
Less Payments	43 766	21 066	21 976	26 173	27 081	25 161
Closing Balance	485 980	472 460	451 590	423 454	400 321	481 999



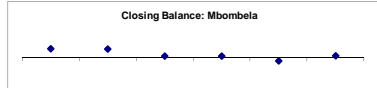
MP321 Thaba Chweu (Low)

Opening Balance	13 456	2 768	(6 923)	(13 308)	12 735	
Plus Receipts	56 037	17 650	17 343	18 508	60 659	14 966
SubTotal	56 037	31 105	20 111	11 584	47 351	27 701
Less Payments	42 581	28 338	27 034	24 892	34 616	49 369
Closing Balance	13 456	2 768	(6 923)	(13 308)	12 735	(21 668)



MP322 Mbombela (High)

Opening Balance	96 112	225 373	213 332	34 087	31 356	(89 705)
Plus Receipts	394 954	120 197	145 159	159 624	124 812	254 874
SubTotal	491 066	345 570	358 491	193 711	156 167	165 169
Less Payments	265 694	132 238	324 404	162 355	245 872	121 995
Closing Balance	225 373	213 332	34 087	31 356	(89 705)	43 174



MP323 Umjindi (Medium)

Opening Balance	35	576	2 291	1 864	5 558	23 723
Plus Receipts	19 984	16 474	16 797	25 266	34 122	16 991
SubTotal	20 019	17 050	19 088	27 130	39 680	40 713
Less Payments	19 443	14 759	17 224	21 572	15 957	31 593
Closing Balance	576	2 291	1 864	5 558	23 723	9 120

MP324 Nkomazi (Medium)


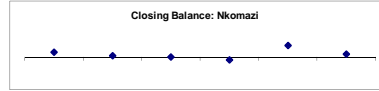
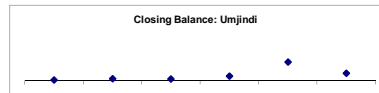
Opening Balance	2 896	49 275	11 973	262	(28 744)	117 265
Plus Receipts	184 184	33 213	21 744	22 206	214 211	81 375
SubTotal	187 080	82 488	33 717	22 468	185 467	198 640
Less Payments	137 804	70 515	33 475	51 212	68 202	169 308
Closing Balance	49 275	11 973	262	(28 744)	117 265	29 332

MP325 Bushbuckridge (Low)

Opening Balance	152 540	440 970	383 152	334 435	256 449	385 787
Plus Receipts	418 691	2 172	1 980	1 871	186 664	4 743
SubTotal	571 231	443 142	385 132	336 306	443 113	390 530
Less Payments	130 261	59 990	50 697	79 857	57 326	117 197
Closing Balance	440 970	383 152	334 435	256 449	385 787	273 333

DC32 Ehlanzeni (High)


Opening Balance	28 608	98 892	86 876	73 333	55 940	45 144
Plus Receipts	80 881	453	471	354	293	64 747
SubTotal	109 489	99 345	87 346	73 686	56 233	109 890
Less Payments	10 598	12 469	14 013	17 747	11 089	32 727
Closing Balance	98 892	86 876	73 333	55 940	45 144	77 163



NC NORTHERN CAPE

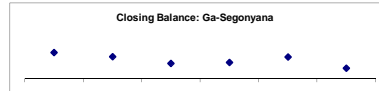
NC451 Joe Morolong (Low)

Opening Balance	3 098	52 990	35 061	39 111	35 067	71 592
Plus Receipts	74 818	7 677	14 469	34 339	55 513	5 822
SubTotal	77 916	60 667	49 530	73 450	90 580	77 414
Less Payments	24 926	25 606	10 420	38 383	18 988	21 885
Closing Balance	52 990	35 061	39 111	35 067	71 592	55 529




NC452 Ga-Segonyana (Medium)

Opening Balance	16 330	66 509	55 841	38 116	40 631	54 519
Plus Receipts	83 049	48 805	17 901	25 633	40 580	9 530
SubTotal	99 379	115 314	73 742	63 750	81 211	64 049
Less Payments	32 870	59 474	35 626	23 119	26 692	38 157
Closing Balance	66 509	55 841	38 116	40 631	54 519	25 892




NC453 Gamagara (Medium)

Opening Balance		(9 281)	(22 344)	(29 356)	(30 394)	
Plus Receipts	24 007	11 029	18 450	18 986	18 504	
SubTotal	24 007	1 748	(3 894)	(10 370)	(11 890)	
Less Payments	33 288	24 092	25 462	20 024	31 918	
Closing Balance	(9 281)	(22 344)	(29 356)	(30 394)	(43 808)	



DC45 John Taolo Gaetsewe (Medium)

Opening Balance	3 577	4 524	780	(63)	2 017	26 814
Plus Receipts	27 590	4 770	3 709	301	21 435	228
SubTotal	31 167	9 294	4 488	238	23 452	27 042
Less Payments	26 643	8 514	4 551	(1 778)	(3 362)	11 367
Closing Balance	4 524	780	(63)	2 017	26 814	15 674




NC061 Richtersveld (Medium)

Opening Balance	270	256	393	235	282	668
Plus Receipts	9 055	8 373	2 918	7 058	10 967	2 169
SubTotal	9 325	8 629	3 311	7 293	11 249	2 837
Less Payments	9 049	8 235	3 076	7 011	10 581	2 301
Closing Balance	256	393	235	282	668	536



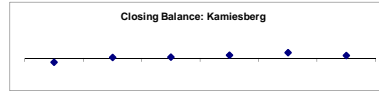
NC062 Nama Khoi (Medium)

Opening Balance	4 948	9 802	10 639	4 780	7 065	14 583
Plus Receipts	27 722	20 421	14 485	23 959	33 969	34 087
SubTotal	32 670	30 223	25 124	28 739	41 035	48 671
Less Payments	22 868	19 585	20 344	21 674	26 451	40 806
Closing Balance	9 802	10 639	4 780	7 065	14 583	7 864



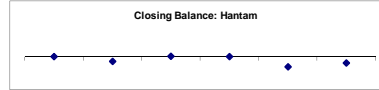
NC064 Kamiesberg (Low)

Opening Balance	46	(106)	19	23	76	136
Plus Receipts	19 604	4 916	3 852	3 750	7 858	4 329
SubTotal	19 651	4 810	3 871	3 774	7 934	4 464
Less Payments	19 756	4 791	3 848	3 698	7 799	4 397
Closing Balance	(106)	19	23	76	136	67



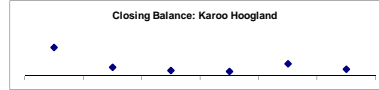
NC065 Hantam (Low)

Opening Balance	487	423	(4 582)	488	322	(10 342)
Plus Receipts	12 522	13 065	3 920	4 863	11 287	2 708
SubTotal	13 009	13 488	(642)	5 351	11 608	(7 634)
Less Payments	12 586	18 070	(1 150)	5 029	21 950	(1 451)
Closing Balance	423	(4 582)	488	322	(10 342)	(6 183)



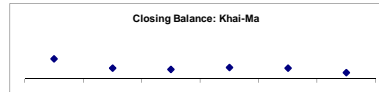
NC066 Karoo Hoogland (Medium)

Opening Balance	2 717	14 796	4 541	2 780	2 276	6 396
Plus Receipts	16 352	3 010	2 209	2 692	7 487	3 250
SubTotal	19 069	17 806	6 750	5 472	9 763	9 646
Less Payments	4 273	13 265	3 970	3 197	3 566	6 124
Closing Balance	14 796	4 541	2 780	2 276	6 396	3 522




NC067 Khai-Ma (Low)

Opening Balance	7 797	10 288	5 478	4 854	5 874	5 518
Plus Receipts	9 105	3 075	5 426	7 130	5 955	3 894
SubTotal	16 903	13 363	10 905	11 984	11 829	9 412
Less Payments	6 615	7 885	6 051	6 110	6 311	6 299
Closing Balance	10 288	5 478	4 854	5 874	5 518	3 113




DC6 Namakwa (Medium)

Opening Balance	4 615	4 448	666	29	7 311	1 557
Plus Receipts	15 087	2 856	5 990	14 021	2 254	15 392
SubTotal	19 702	7 304	6 656	14 050	9 565	16 949
Less Payments	15 254	6 638	6 627	6 739	8 008	9 719
Closing Balance	4 448	666	29	7 311	1 557	7 230



NC071 Ubuntu (Medium)

Opening Balance		10 565	8 778	8 166		
Plus Receipts	14 697	2 195	2 162	4 577		
SubTotal	14 697	12 760	10 940	12 743		
Less Payments	4 132	3 982	2 774	4 561		
Closing Balance	10 565	8 778	8 166	8 182		



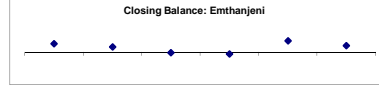
NC072 Umsobomvu (Low)

Opening Balance	19 991	30 926	25 992	20 534	17 205	23 227
Plus Receipts	27 241	6 576	5 196	5 882	28 969	9 022
SubTotal	47 232	37 502	31 187	26 406	46 174	32 249
Less Payments	16 306	11 510	10 663	9 201	22 946	19 923
Closing Balance	30 926	25 992	20 524	17 205	23 227	12 327



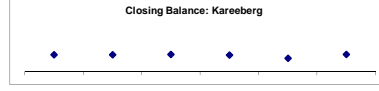
NC073 Emthanjeni (Medium)

Opening Balance	(2 629)	8 658	5 267	(761)	(2 131)	11 569
Plus Receipts	28 359	12 618	9 555	13 568	26 988	8 879
SubTotal	25 729	21 277	14 823	12 807	24 857	20 449
Less Payments	17 071	16 010	15 583	14 938	13 288	13 891
Closing Balance	8 658	5 267	(761)	(2 131)	11 569	6 558



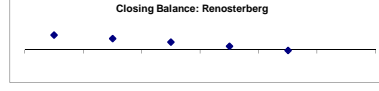
NC074 Kareeberg (Medium)

Opening Balance	21 089	21 304	21 305	21 723	20 889	16 782
Plus Receipts	17 533	8 439	5 507	3 740	9 693	10 326
SubTotal	38 622	29 743	26 812	25 464	30 583	27 108
Less Payments	17 318	8 438	5 089	4 574	13 801	5 637
Closing Balance	21 304	21 305	21 723	20 889	16 782	21 471




NC075 Renosterberg (Medium)

Opening Balance	294	15 066	11 468	7 990	3 462	
Plus Receipts	17 497	2 048	768	681	3	
SubTotal	17 791	17 114	12 236	8 670	3 464	
Less Payments	2 725	5 647	4 246	5 208	4 283	
Closing Balance	15 066	11 468	7 990	3 462	(819)	




NC076 Thembellihle (Low)

Opening Balance	3 574	4 959	7 529	3 337	(1 660)	(1 048)
Plus Receipts	11 799	7 451	3 347	3 125	5 066	8 056
SubTotal	15 373	12 410	10 875	6 462	3 405	7 008
Less Payments	10 414	4 882	7 538	8 123	4 453	6 037
Closing Balance	4 959	7 529	3 337	(1 660)	(1 048)	971




NC077 Siyathemba (Medium)

Opening Balance	(148)	7 086	13 212	12 343	12 343	18 125
Plus Receipts	13 991	11 851	3 196		10 438	3 149
SubTotal	13 844	18 937	16 408	12 343	22 781	21 274
Less Payments	6 757	5 725	4 065		4 656	6 365
Closing Balance	7 086	13 212	12 343	12 343	18 125	14 910



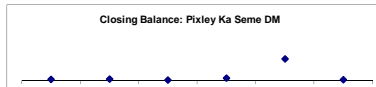
NC078 Siyancuma (Medium)

Opening Balance	(2 041)	(10 807)	(11 851)	(14 587)	(15 921)	(15 921)
Plus Receipts	20 317	5 185	4 815		13 771	3 386
SubTotal	20 317	3 144	(5 992)	(8 880)	(816)	(12 535)
Less Payments	22 357	13 951	5 859	5 707	15 105	8 419
Closing Balance	(2 041)	(10 807)	(11 851)	(14 587)	(15 921)	(20 954)



DC7 Pixley Ka Seme (Nc) (Medium)

Opening Balance	313	423	507	108	1 035	10 982
Plus Receipts	20 402	6 579	3 935	19 780	16 184	6 327
SubTotal	20 715	7 002	4 442	19 889	17 219	17 310
Less Payments	20 292	6 496	4 334	18 853	6 237	17 075
Closing Balance	423	507	108	1 035	10 982	235



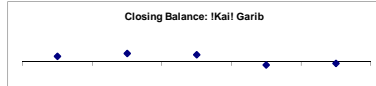
NC081 Mier (Low)

Opening Balance	221	283	454	485	290	
Plus Receipts	2 820	3 011	2 376	3 014	5 963	
SubTotal	3 041	3 295	2 830	3 499	6 253	
Less Payments	2 758	2 841	2 345	3 209	1 762	
Closing Balance	283	454	485	290	4 491	



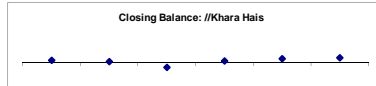
NC082 IKaif Garib (Low)

Opening Balance		11 976	18 677	15 468	(7 071)	(2 928)
Plus Receipts	26 650	24 247	7 275	4 035	23 280	7 402
SubTotal	26 650	36 223	25 952	19 503	16 209	4 474
Less Payments	14 674	17 546	10 484	26 574	19 137	15 247
Closing Balance	11 976	18 677	15 468	(7 071)	(2 928)	(10 773)



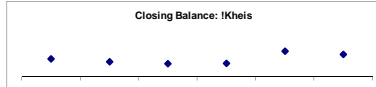
NC083 IKhara Hais (Medium)

Opening Balance	(1 121)	4 303	1 043	(11 911)	2 998	8 186
Plus Receipts	49 572	33 195	35 636	53 656	38 612	57 807
SubTotal	48 451	37 498	36 679	41 745	41 609	65 992
Less Payments	44 148	36 455	48 590	38 747	33 424	56 285
Closing Balance	4 303	1 043	(11 911)	2 998	8 186	9 707




NC084 IKheis (Low)

Opening Balance	3 139	9 091	7 626	6 648	6 816	13 070
Plus Receipts	14 021	915	2 210	2 642	9 397	915
SubTotal	17 160	10 006	9 836	9 291	16 213	13 985
Less Payments	8 069	2 380	3 188	2 475	3 144	2 528
Closing Balance	9 091	7 626	6 648	6 816	13 070	11 457



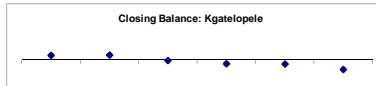
NC085 Tsantsabane (Low)

Opening Balance	16 396	25 302	235 516	228 174	205 324	201 895
Plus Receipts	49 426	226 727	8 686	4 503	10 454	7 344
SubTotal	65 822	252 029	244 202	232 677	215 779	209 238
Less Payments	40 520	16 512	16 028	27 353	13 884	7 242
Closing Balance	25 302	235 516	228 174	205 324	201 895	201 996



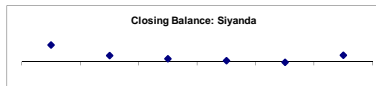
NC086 Kgatelopele (Low)

Opening Balance		2 210	2 438	(352)	(2 062)	(2 227)
Plus Receipts	18 908	4 144	4 987	2 797	6 855	3 874
SubTotal	18 908	6 354	7 426	2 445	4 793	1 648
Less Payments	16 698	3 916	7 777	4 508	7 020	6 587
Closing Balance	2 210	2 438	(352)	(2 062)	(2 227)	(4 940)




DC8 Z F Mgawu (Medium)

Opening Balance	3 199	17 125	6 224	2 960	1 073	(566)
Plus Receipts	20 687	1 641	2 588	4 395	4 804	15 926
SubTotal	23 886	18 766	8 812	7 355	5 876	15 359
Less Payments	6 761	12 542	5 852	6 282	6 443	8 821
Closing Balance	17 125	6 224	2 960	1 073	(566)	6 539




NC091 Sol Plaatje (High)

Opening Balance	305 199	277 614	266 203	294 227	279 858	330 766
Plus Receipts	144 123	122 492	97 420	128 748	173 291	154 793
SubTotal	449 322	400 106	363 623	422 975	453 148	485 558
Less Payments	171 708	133 903	69 396	143 117	122 383	165 224
Closing Balance	277 614	266 203	294 227	279 858	330 766	320 334



NC092 Dikgatong (Low)

Opening Balance		30 664	28 438	25 230	26 140	40 970
Plus Receipts	44 174	5 251	5 114	6 064	20 736	15 942
SubTotal	44 174	35 915	33 552	31 294	46 876	56 912
Less Payments	13 511	7 477	8 322	5 154	5 907	8 257
Closing Balance	30 664	28 438	25 230	26 140	40 970	48 655



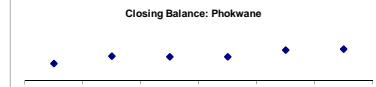
NC093 Magareng (Low)

Opening Balance		(5 258)	9 607	9 836	3 544	4 935
Plus Receipts	1 366	20 908	4 154	1 984	7 875	9 503
SubTotal	1 366	15 651	13 762	11 820	11 418	14 438
Less Payments	6 624	6 044	3 925	8 276	6 483	7 524
Closing Balance	(5 258)	9 607	9 836	3 544	4 935	6 914




NC094 Phokwane (Medium)

Opening Balance	33 077	75 910	108 383	106 729	106 201	136 380
Plus Receipts	53 782	53 089	7 440	17 675	62 295	38 819
SubTotal	86 859	128 999	115 823	124 404	168 496	175 199
Less Payments	10 949	20 616	9 093	18 203	32 116	34 623
Closing Balance	75 910	108 383	106 729	106 201	136 380	140 575



DC9 Frances Baard (Medium)

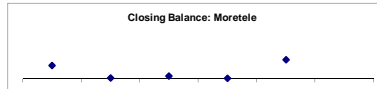
Opening Balance	87 934	118 904	113 933	107 560	102 644	122 377
Plus Receipts	40 759	1 812	1 370	2 462	33 225	782
SubTotal	128 693	120 716	115 303	110 022	135 868	123 159
Less Payments	9 789	6 782	7 744	7 378	13 492	9 319
Closing Balance	118 904	113 933	107 560	102 644	122 377	113 840



NW NORTH WEST

NW371 Moretele (Low)

Opening Balance	2 410	33 378	1 332	5 713	247
Plus Receipts	94 070	(10 150)	33 779	27 372	83 882
SubTotal	96 480	23 228	35 111	33 085	84 129
Less Payments	63 102	21 896	29 398	32 838	35 743
Closing Balance	33 378	1 332	5 713	247	48 385




NW372 Madibeng (High)

Opening Balance	41 858	97 321	54 720	49 063	36 114	109 179
Plus Receipts	277 924	70 911	65 483	88 869	193 235	64 162
SubTotal	319 782	168 232	120 203	137 931	229 349	173 340
Less Payments	222 461	113 512	71 141	101 818	120 170	122 678
Closing Balance	97 321	54 720	49 063	36 114	109 179	50 662



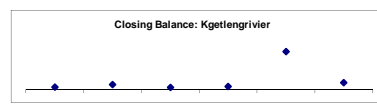
NW373 Rustenburg (High)

Opening Balance	881 546	1 093 429	1 156 132	1 063 968	1 196 093	1 180 098
Plus Receipts	508 674	325 590	212 097	366 300	310 746	201 228
SubTotal	1 390 220	1 419 020	1 368 230	1 430 267	1 506 839	1 381 327
Less Payments	296 791	262 887	304 262	234 174	326 741	279 695
Closing Balance	1 093 429	1 156 132	1 063 968	1 196 093	1 180 098	1 101 631




NW374 Kgetlengrivier (Low)

Opening Balance	867	973	2 285	848	1 268	18 134
Plus Receipts	24 442	8 783	6 043	6 943	24 808	9 836
SubTotal	25 309	9 756	8 328	7 790	26 077	27 970
Less Payments	24 336	7 471	7 480	6 522	7 943	24 781
Closing Balance	973	2 285	848	1 268	18 134	3 189



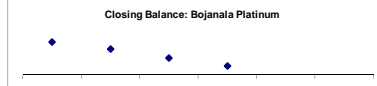
NW375 Moses Kotane (Medium)

Opening Balance	160 579	271 393	228 863	239 816	202 118	295 055
Plus Receipts	160 838	28 557	104 307	17 658	135 238	15 575
SubTotal	321 417	299 950	333 170	257 474	337 356	310 630
Less Payments	50 024	71 087	93 353	55 356	42 301	55 138
Closing Balance	271 393	228 863	239 816	202 118	295 055	255 492



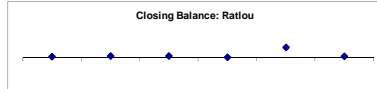
DC37 Bojanala Platinum (High)

Opening Balance	14 020	84 678	66 547	43 339		
Plus Receipts	106 420	4 610	203	97		
SubTotal	120 440	89 288	66 750	43 436		
Less Payments	35 761	22 741	23 411	20 667		
Closing Balance	84 678	66 547	43 339	22 768		



NW381 Ratlou (Low)

Opening Balance	15 762	1 442	3 089	2 807	(29)	25 487
Plus Receipts	66 414	19 040	12 624	5 413	37 120	10 514
SubTotal	82 176	20 482	15 713	8 220	37 091	36 002
Less Payments	80 734	17 393	12 906	8 249	11 604	33 306
Closing Balance	1 442	3 089	2 807	(29)	25 487	2 695



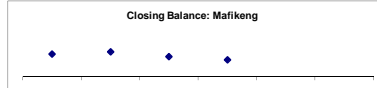
NW382 Tswaing (Low)

Opening Balance	81	37 959	30 937	19 427	10 272	5 941
Plus Receipts	49 749	5 845	4 691	1 886	10 066	21 925
SubTotal	49 830	43 804	35 627	21 313	20 338	27 865
Less Payments	11 871	12 867	16 200	11 042	14 397	14 349
Closing Balance	37 959	30 937	19 427	10 272	5 941	13 516



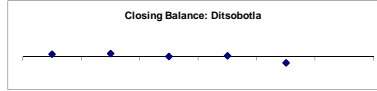
NW383 Mafikeng (Low)

Opening Balance	13 408	57 347	62 878	51 088		
Plus Receipts	83 394	28 473	24 990	19 528		
SubTotal	96 802	85 820	87 868	70 616		
Less Payments	39 455	22 942	36 780	28 352		
Closing Balance	57 347	62 878	51 088	42 264		



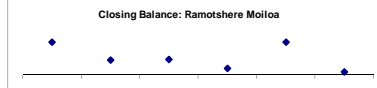
NW384 Ditsobotla (Low)

Opening Balance	4 977	2 492	3 168	155	1 060	
Plus Receipts	12 562	50 016	15 517	16 533	15 507	
SubTotal	17 539	52 509	18 685	16 689	16 567	
Less Payments	15 047	49 340	18 530	15 629	22 750	
Closing Balance	2 492	3 168	155	1 060	(6 183)	



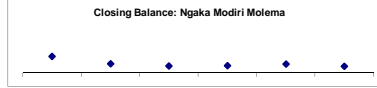
NW385 Ramotshere Moiloa (Low)

Opening Balance	3 502	42 224	19 301	19 782	8 544	42 299
Plus Receipts	72 896	10 533	12 850	9 771	59 043	7 207
SubTotal	76 398	52 757	32 151	29 553	67 587	49 506
Less Payments	34 173	33 456	12 369	21 008	25 288	45 874
Closing Balance	42 224	19 301	19 782	8 544	42 299	3 632



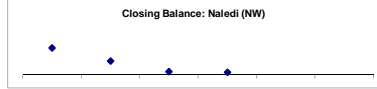
DC38 Ngaka Modiri Molema (Low)

Opening Balance	51 510	210 768	118 946	88 959	90 840	111 149
Plus Receipts	398 779	28 048	46 703	25 110	155 478	139 357
SubTotal	450 289	238 816	165 648	114 070	246 318	250 505
Less Payments	239 520	119 870	76 689	23 230	135 169	168 195
Closing Balance	210 768	118 946	88 959	90 840	111 149	82 310



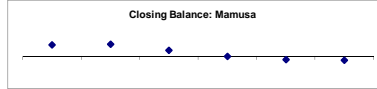
NW392 Naledi (Nw) (Low)

Opening Balance	1 459	13 847	6 917	1 479		
Plus Receipts	36 417	18 113	22 423	25 071		
SubTotal	37 876	31 959	29 340	26 550		
Less Payments	24 030	25 042	27 861	25 365		
Closing Balance	13 847	6 917	1 479	1 185		




NW393 Mamusa (Medium)

Opening Balance	(3 878)	11 377	12 161	6 020	(513)	(3 736)
Plus Receipts	27 274	10 293	3 279	2 731	6 259	11 643
SubTotal	23 396	21 670	15 440	8 750	5 745	7 906
Less Payments	12 019	9 509	9 421	9 263	9 482	12 122
Closing Balance	11 377	12 161	6 020	(513)	(3 736)	(4 216)




NW394 Greater Taung (Medium)

Opening Balance		64 727				
Plus Receipts	84 038	5 025				
SubTotal	84 038	69 752				
Less Payments	19 311	19 296				
Closing Balance	64 727	50 456				




NW396 Lekwa-Teemane (Low)

Opening Balance	1 805	12 086	15 139	5 991	3 280	(5 213)
Plus Receipts	24 087	16 096	7 502	7 812	6 927	5 049
SubTotal	25 892	28 182	22 641	13 804	10 207	(164)
Less Payments	13 806	13 042	16 450	10 524	15 420	9 450
Closing Balance	12 086	15 139	5 991	3 280	(5 213)	(9 614)




NW397 Molopo-Kagisano (Low)

Opening Balance	3 890	30 602	46 423	29 932		
Plus Receipts	41 042	26 505	251	170		
SubTotal	44 931	57 107	46 673	30 103		
Less Payments	14 329	10 685	16 741	13 365		
Closing Balance	30 602	46 423	29 932	16 737		



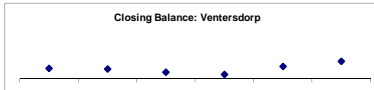
DC39 Dr Ruth Segomotsi Mompoti (Medium)

Opening Balance	26 631	55 174	14 883	16 286	13 413	811
Plus Receipts	117 642	52 029	44 813	29 298	76 533	65 525
SubTotal	144 273	107 204	59 696	45 584	89 946	66 336
Less Payments	89 098	92 321	43 410	32 171	89 134	61 613
Closing Balance	55 174	14 883	16 286	13 413	811	4 723



NW401 Ventersdorp (Medium)

Opening Balance	9 282	12 919	12 012	7 993	5 051	15 319
Plus Receipts	32 909	5 865	5 367	7 704	19 076	20 662
SubTotal	42 191	18 784	17 379	15 697	24 127	35 981
Less Payments	29 272	6 771	9 387	10 646	8 808	14 060
Closing Balance	12 919	12 012	7 993	5 051	15 319	21 920



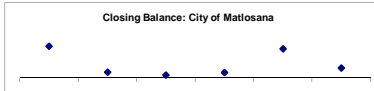
NW402 Tlokwe (High)

Opening Balance	157 714	198 938	170 430	160 677	94 210	87 347
Plus Receipts	134 583	94 354	92 505	111 383	77 466	104 111
SubTotal	292 297	293 292	262 934	272 060	171 676	191 458
Less Payments	93 359	122 862	102 257	177 850	84 330	113 692
Closing Balance	198 938	170 430	160 677	94 210	87 347	77 766



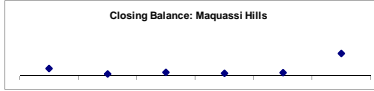
NW403 City Of Matlosana (High)

Opening Balance	16 375	82 188	14 946	7 831	14 109	75 493
Plus Receipts	237 349	103 663	120 201	111 016	203 649	117 878
SubTotal	253 724	185 851	135 147	118 847	217 758	193 371
Less Payments	171 536	170 904	127 316	104 738	142 265	167 216
Closing Balance	82 188	14 946	7 831	14 109	75 493	26 155



NW404 Maquassi Hills (Medium)

Opening Balance		976	243	457	333	415
Plus Receipts	41 508	10 509	11 075	10 864	9 856	56 634
SubTotal	41 508	11 485	11 531	11 321	10 189	57 049
Less Payments	40 532	11 242	10 861	10 988	9 775	54 158
Closing Balance	976	243	457	333	415	2 891



DC40 Dr Kenneth Kaunda (Medium)

Opening Balance	185 553	220 249	196 334	187 396	176 561	212 930
Plus Receipts	65 514	2 138	2 601	971	52 145	616
SubTotal	231 068	222 387	198 935	188 367	228 706	213 546
Less Payments	10 819	26 053	11 539	11 806	15 776	24 343
Closing Balance	220 249	196 334	187 396	176 561	212 930	189 203



WC WESTERN CAPE


CPT Cape Town (High)

Opening Balance	6 209 623	6 149 271	6 352 465	5 817 218	5 681 655	4 995 850
Plus Receipts	3 509 306	2 779 661	2 231 103	2 190 745	2 154 709	3 623 735
SubTotal	9 718 929	8 928 932	8 583 568	8 007 963	7 836 364	8 619 585
Less Payments	3 569 659	2 576 467	2 766 350	2 326 308	2 840 514	2 510 356
Closing Balance	6 149 271	6 352 465	5 817 218	5 681 655	4 995 850	6 109 229




WC011 Matzikama (Medium)

Opening Balance	2 224	18 524	15 065	13 245	15 172	6 894
Plus Receipts	44 085	18 316	17 756	19 563	18 999	34 861
SubTotal	46 310	36 840	32 821	32 808	34 171	41 755
Less Payments	27 786	21 775	19 576	17 636	27 277	25 063
Closing Balance	18 524	15 065	13 245	15 172	6 894	16 692



WC012 Cederberg (Low)

Opening Balance	1 607	2 160	364	(4 960)	(5 956)	(3 797)
Plus Receipts	27 517	15 761	15 034	23 458	22 842	15 077
SubTotal	29 124	17 921	15 398	18 499	16 886	11 281
Less Payments	26 963	17 557	20 358	24 454	20 683	14 327
Closing Balance	2 160	364	(4 960)	(5 956)	(3 797)	(3 046)




WC013 Bergrivier (Medium)

Opening Balance	33 716	49 016	44 864	46 983	50 069	58 856
Plus Receipts	33 117	18 577	24 219	21 353	32 697	16 710
SubTotal	66 834	67 593	69 083	68 337	82 766	75 566
Less Payments	17 818	22 729	22 100	18 268	23 910	26 675
Closing Balance	49 016	44 864	46 983	50 069	58 856	48 891



WC014 Saldanha Bay (High)

Opening Balance	420 428	429 926	431 337	420 689	435 441	425 770
Plus Receipts	74 944	75 360	78 521	77 828	60 219	79 679
SubTotal	495 371	505 286	509 857	498 517	495 660	505 449
Less Payments	65 446	73 950	89 149	63 076	69 990	82 176
Closing Balance	429 926	431 337	420 689	435 441	425 770	423 274



WC015 Swartland (Medium)

Opening Balance	222 980	11 472	15 487	15 573	9 059	31 561
Plus Receipts	85 920	59 068	57 448	56 253	88 862	73 183
SubTotal	308 900	70 540	72 935	71 826	97 921	104 744
Less Payments	297 428	55 053	57 362	62 767	66 360	98 740
Closing Balance	11 472	15 487	15 573	9 059	31 561	6 005



DC1 West Coast (Medium)

Opening Balance	169 038	172 397	172 339	172 374	173 113	180 118
Plus Receipts	65 181	18 567	26 558	32 722	36 895	126 290
SubTotal	234 219	190 964	198 897	205 096	210 007	306 408
Less Payments	61 822	18 625	26 522	31 984	29 889	139 589
Closing Balance	172 397	172 339	172 374	173 113	180 118	166 819




WC022 Witzenberg (Low)

Opening Balance	33 063	59 042	60 562	63 364	66 492	55 078
Plus Receipts	62 724	34 458	42 753	36 151	30 718	61 771
SubTotal	95 787	93 500	103 315	99 515	97 210	116 849
Less Payments	36 745	32 938	39 951	33 023	42 132	35 121
Closing Balance	59 042	60 562	63 364	66 492	55 078	81 727



WC023 Drakenstein (High)

Opening Balance	178 786	212 087	191 892	197 212	239 611	202 724
Plus Receipts	133 661	95 027	138 349	152 912	113 498	132 842
SubTotal	312 447	307 113	330 242	350 125	353 309	335 567
Less Payments	100 360	115 221	133 030	110 513	150 584	173 898
Closing Balance	212 087	191 892	197 212	239 611	202 724	161 669




WC024 Stellenbosch (High)

Opening Balance	504 928	586 672	580 813	555 002	614 627	595 080
Plus Receipts	130 656	90 157	98 438	155 117	82 609	98 776
SubTotal	635 584	676 828	679 251	710 119	697 236	693 857
Less Payments	48 912	96 016	124 248	95 493	102 156	94 572
Closing Balance	586 672	580 813	555 002	614 627	595 080	599 285



WC025 Breede Valley (High)

Opening Balance	144 987	167 505	170 206	123 290	115 253	133 364
Plus Receipts	92 354	76 520	58 640	69 267	81 693	78 912
SubTotal	237 341	244 025	228 846	192 557	196 947	212 277
Less Payments	69 836	73 819	105 556	77 303	63 582	55 728
Closing Balance	167 505	170 206	123 290	115 253	133 364	156 549



WC026 Langeberg (Medium)

Opening Balance	61 197	79 673	74 868	64 122	64 739	77 567
Plus Receipts	63 748	41 031	38 402	39 914	64 132	34 080
SubTotal	124 945	120 704	113 270	104 037	128 870	111 647
Less Payments	45 272	45 836	49 148	39 298	51 303	47 210
Closing Balance	79 673	74 868	64 122	64 739	77 567	64 437



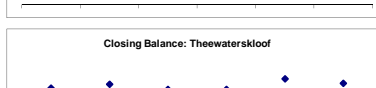
DC2 Cape Winelands DM (Medium)

Opening Balance	457 234	546 596	531 301	511 042	505 879	546 932
Plus Receipts	106 133	4 480	3 927	20 313	75 374	26 115
SubTotal	563 368	551 075	535 228	531 355	581 253	573 047
Less Payments	16 772	19 774	24 186	25 476	34 321	28 210
Closing Balance	546 596	531 301	511 042	505 879	546 932	544 837



WC031 Theewaterskloof (Medium)

Opening Balance	38 218	70 966	75 696	69 209	69 283	82 859
Plus Receipts	67 733	35 135	31 081	54 870	46 432	42 469
SubTotal	105 951	106 101	106 777	124 080	115 715	125 328
Less Payments	34 985	30 406	37 568	54 796	32 857	48 165
Closing Balance	70 966	75 696	69 209	69 283	82 859	77 163



WC032 Overstrand (High)

Opening Balance	63 158	100 772	116 281	122 817	110 133	119 791
Plus Receipts	82 367	62 288	67 327	62 357	79 027	71 389
SubTotal	145 526	163 060	183 608	185 173	189 159	191 179
Less Payments	44 754	46 779	60 792	75 041	69 369	83 846
Closing Balance	100 772	116 281	122 817	110 133	119 791	107 333




WC033 Cape Agulhas (Low)

Opening Balance	21 407	30 752	29 672	31 758	30 915	32 949
Plus Receipts	26 803	18 141	21 440	28 559	21 973	20 528
SubTotal	48 210	48 892	51 112	60 317	52 888	53 476
Less Payments	17 458	19 221	19 553	29 403	19 939	21 314
Closing Balance	30 752	29 672	31 559	30 915	32 949	32 163



WC034 Swellendam (Low)

Opening Balance	1 927	13 548	13 935	17 434	16 579	25 268
Plus Receipts	21 335	14 566	20 442	20 670	29 191	20 844
SubTotal	23 262	28 114	34 377	38 104	45 770	46 112
Less Payments	9 714	14 179	16 943	21 525	20 502	22 602
Closing Balance	13 548	13 935	17 434	16 579	25 268	23 510



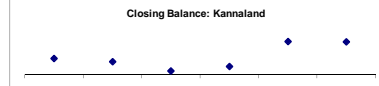
DC3 Overberg (Medium)

Opening Balance	14 710	37 375	30 671	30 809	32 410	18 325
Plus Receipts	30 198	2 163	10 659	14 829	1 373	18 248
SubTotal	44 907	39 538	41 330	45 638	33 783	36 573
Less Payments	7 532	8 868	10 521	13 228	15 458	11 748
Closing Balance	37 375	30 671	30 809	32 410	18 325	24 826



WC041 Kannaland (Medium)

Opening Balance	1 165	8 095	6 489	1 627	3 959	16 884
Plus Receipts	18 168	7 087	4 105	6 506	16 889	7 288
SubTotal	19 333	15 182	10 593	8 133	20 848	24 172
Less Payments	11 238	8 694	8 967	4 174	3 964	7 490
Closing Balance	8 095	6 489	1 627	3 959	16 884	16 683




WC042 Hessequa (Medium)

Opening Balance	52 583	55 380	58 688	72 111	73 649	72 741
Plus Receipts	42 912	27 564	38 666	70 078	27 418	34 172
SubTotal	95 494	82 943	97 354	142 188	101 067	106 913
Less Payments	40 115	24 255	25 243	68 539	28 326	33 925
Closing Balance	55 380	58 688	72 111	73 649	72 741	72 988




WC043 Mossel Bay (High)

Opening Balance	243 836	269 235	267 259	273 518	275 063	290 435
Plus Receipts	215 930	45 482	52 868	59 995	52 298	54 730
SubTotal	459 767	314 717	320 127	333 513	327 360	345 166
Less Payments	190 532	47 458	46 609	58 545	36 925	62 703
Closing Balance	269 235	267 259	273 518	275 063	290 435	282 463



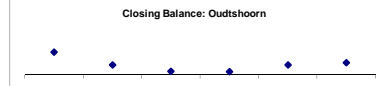
WC044 George (High)

Opening Balance	387 195	461 684	457 028	443 548	465 005	491 636
Plus Receipts	182 269	116 071	76 872	125 237	139 650	116 401
SubTotal	569 464	577 755	533 899	568 784	604 655	608 038
Less Payments	107 779	120 728	90 352	103 779	113 019	187 456
Closing Balance	461 684	457 028	443 548	465 005	491 636	420 582




WC045 Oudtshoorn (Medium)

Opening Balance	2 859	11 555	4 998	1 764	1 580	5 085
Plus Receipts	40 519	36 238	40 987	41 229	52 245	51 574
SubTotal	43 378	47 793	45 985	42 993	53 825	56 660
Less Payments	31 823	42 795	44 221	41 413	48 740	50 525
Closing Balance	11 555	4 998	1 764	1 580	5 085	6 135




WC047 Bitou (Medium)

Opening Balance	54 274	80 564	101 607	109 581	108 329	124 891
Plus Receipts	61 633	54 485	43 848	38 869	52 749	39 202
SubTotal	115 907	135 049	145 455	148 450	161 078	164 093
Less Payments	35 343	33 442	35 874	40 121	36 187	46 762
Closing Balance	80 564	101 607	109 581	108 329	124 891	117 331



WC048 Knysna (Medium)

Opening Balance	17 303	59 784	56 206	73 220	77 960	74 779
Plus Receipts	89 384	53 400	88 419	50 619	40 894	75 437
SubTotal	106 687	113 184	144 625	123 839	118 853	150 216
Less Payments	46 903	56 979	71 405	45 879	44 075	57 457
Closing Balance	59 784	56 206	73 220	77 960	74 779	92 759



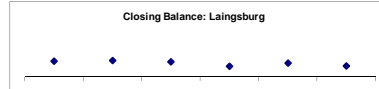
DC4 Eden (Medium)

Opening Balance	14 487	82 555	118 296	18 857	15 268	116 481
Plus Receipts	118 580	43 155	3 128	93 361	212 851	89 717
SubTotal	133 067	125 710	121 424	112 218	228 119	206 198
Less Payments	50 512	7 414	102 567	96 950	111 638	54 079
Closing Balance	82 555	118 296	18 857	15 268	116 481	152 119



WC051 Laingsburg (Medium)

Opening Balance	8 054	20 509	21 196	19 651	13 792	17 776
Plus Receipts	16 070	4 746	2 923	2 680	9 393	6 054
SubTotal	24 125	25 255	24 119	22 331	23 185	23 831
Less Payments	3 616	4 059	4 467	8 539	5 409	9 547
Closing Balance	20 509	21 196	19 651	13 792	17 776	14 284



WC052 Prince Albert (Medium)

Opening Balance	3 241	17 044	13 564	12 756	10 051	10 327
Plus Receipts	21 125	11 362	4 948	2 694	15 222	14 272
SubTotal	24 367	28 407	18 512	15 450	25 273	24 600
Less Payments	7 322	14 843	5 756	5 399	14 945	15 144
Closing Balance	17 044	13 564	12 756	10 051	10 327	9 455



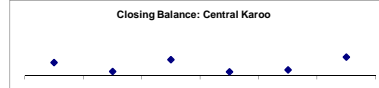
WC053 Beaufort West (Medium)

Opening Balance	5 590	46 194	43 270	41 365	43 824	35 187
Plus Receipts	50 322	16 769	15 565	23 258	10 868	45 415
SubTotal	55 912	62 963	58 835	64 623	54 692	80 602
Less Payments	9 719	19 693	17 470	20 799	19 505	26 699
Closing Balance	46 194	43 270	41 365	43 824	35 187	53 903



DC5 Central Karoo (Medium)

Opening Balance	2 139	6 582	2 019	8 198	1 819	2 904
Plus Receipts	8 262	12 182	191	171	6 163	11 853
SubTotal	10 401	18 764	2 210	8 369	7 982	14 757
Less Payments	3 819	16 745	(5 988)	6 550	5 078	5 205
Closing Balance	6 582	2 019	8 198	1 819	2 904	9 552



Source: National Treasury Local Government Databases