


Cash Flow Summary for Financial Year End : 2015

R thousand	July	Aug	Sept	Oct	Nov	Dec	Jan	Feb	Mar	Apr	May	June
EASTERN CAPE												
BUF Buffalo City (High)												
Opening Balance	2 164 433	2 348 063	2 349 703	2 197 637	2 179 192	2 068 096	2 456 664	2 398 391	2 349 361	2 716 537	2 712 208	2 589 087
Plus Receipts	726 996	454 736	330 322	354 363	317 062	895 411	399 194	198 253	861 953	385 281	353 700	261 440
SubTotal	2 891 429	2 802 799	2 680 025	2 552 000	2 496 254	2 963 507	2 855 858	2 596 644	3 211 314	3 101 817	3 065 908	2 850 527
Less Payments	543 367	453 096	482 389	372 807	428 159	506 843	457 467	247 284	494 777	389 609	476 821	414 845
Closing Balance	2 348 063	2 349 703	2 197 637	2 179 192	2 068 096	2 456 664	2 398 391	2 349 361	2 716 537	2 712 208	2 589 087	2 435 682
NMA Nelson Mandela Bay (High)												
Opening Balance	1 608 097	1 384 176	1 300 309	1 105 356	1 191 020	1 257 182	1 382 817	1 283 671	1 237 148	1 983 340	1 777 738	1 581 076
Plus Receipts	996 292	723 443	639 432	886 062	743 933	935 023	449 917	568 413	1 515 781	461 629	491 002	562 023
SubTotal	2 604 389	2 107 620	1 939 740	1 991 418	1 934 953	2 192 206	1 832 733	1 852 083	2 752 928	2 450 969	2 268 740	2 143 099
Less Payments	1 220 212	807 311	834 384	800 399	677 771	809 389	549 063	614 936	769 588	673 231	687 664	720 204
Closing Balance	1 384 176	1 300 309	1 105 356	1 191 020	1 257 182	1 382 817	1 283 671	1 237 148	1 983 340	1 777 738	1 581 076	1 422 895
EC101 Camdeboo (Low)												
Opening Balance	2 238	2 016	2 668	2 271	1 606	32 883	862	1 608	5 887	17 688	982	369
Plus Receipts	45 046	26 840	39 112	14 391	48 462	30 950	14 884	19 836	49 476	11 479	37 017	28 179
SubTotal	47 284	28 856	41 780	16 662	50 067	63 834	15 746	21 445	55 364	29 167	38 000	28 547
Less Payments	45 268	26 188	39 509	15 056	17 184	62 972	14 138	15 557	37 675	28 184	37 631	28 141
Closing Balance	2 016	2 668	2 271	1 606	32 883	862	1 608	5 887	17 688	982	369	406
EC102 Blue Crane Route (Low)												
Opening Balance	18 451	30 978	22 027	16 756	10 425	23 478	12 757	10 291	4 936	11 965	7 687	4 198
Plus Receipts	35 395	9 772	13 741	14 005	31 394	7 893	9 181	10 909	24 108	10 413	11 917	24 231
SubTotal	53 846	40 750	35 769	30 760	41 819	31 371	21 938	21 200	29 043	22 378	19 604	28 429
Less Payments	22 868	18 723	19 013	20 335	18 342	18 614	11 647	16 264	17 079	14 691	15 466	17 345
Closing Balance	30 978	22 027	16 756	10 425	23 478	12 757	10 291	4 936	11 965	7 687	4 198	11 084
EC103 Ikwezi (Low)												
Opening Balance	1 101	7 071	1 959	823	657	3 158	(638)	(1 416)	(1 726)	3 223	245	(1 564)
Plus Receipts	13 423	1 993	1 839	3 091	8 476	3 643	4 889	2 399	9 822	3 16	315	316
SubTotal	14 524	9 064	3 799	3 914	9 133	3 521	4 251	983	8 095	3 538	560	(1 247)
Less Payments	7 453	7 105	2 975	3 258	5 975	4 159	5 666	2 709	4 873	3 293	2 124	584
Closing Balance	7 071	1 959	823	657	3 158	(638)	(1 416)	(1 726)	3 223	245	(1 564)	(1 831)
EC104 Makana (Medium)												
Opening Balance	47 915	47 915	54 691	56 118	42 038	105 268	100 079	74 130	71 209	61 754	108 906	108 471
Plus Receipts	55 676	22 108	17 378	11 956	34 258	20 592	43 804	20 286	26 430	62 877	649	25 730
SubTotal	55 676	70 022	72 070	68 074	76 296	125 859	143 883	94 416	97 638	124 630	109 555	134 202
Less Payments	7 761	15 331	15 951	26 036	(28 972)	25 780	69 753	23 207	35 885	15 725	1 084	35 901
Closing Balance	47 915	54 691	56 118	42 038	105 268	100 079	74 130	71 209	61 754	108 906	108 471	98 301
EC105 Ndlambe (Low)												
Opening Balance	(10 401)	(3 468)	(6 122)	(3 678)	(3 468)	12 660	(1 710)	(1 765)	4 205	6 086	16 500	10 340
Plus Receipts	55 507	24 084	30 359	35 859	61 986	28 201	27 036	32 002	60 633	30 223	23 378	35 244
SubTotal	45 106	20 616	24 238	32 180	58 518	40 862	25 326	30 237	64 838	36 309	39 878	45 584
Less Payments	48 574	26 738	27 916	35 448	45 858	42 572	27 090	26 032	58 753	19 809	29 538	35 296
Closing Balance	(3 468)	(6 122)	(3 678)	(3 468)	12 660	(1 710)	(1 765)	4 205	6 086	16 500	10 340	10 288
EC106 Sundays River Valley (Medium)												
Opening Balance	874	678	1 431	644	497	9 442	4 634	1 963	939	1 614	1 145	1 389
Plus Receipts	45 808	10 332	9 196	8 831	25 620	31 897	4 292	10 600	30 465	8 741	28 118	16 562
SubTotal	46 682	11 010	10 627	9 474	26 117	41 339	8 927	12 562	31 403	10 355	29 263	17 950
Less Payments	46 004	9 579	9 983	8 978	16 675	36 705	6 964	11 624	29 789	9 210	27 874	16 788
Closing Balance	678	1 431	644	497	9 442	4 634	1 963	939	1 614	1 145	1 389	1 163
EC107 Baviaans (Low)												
Opening Balance	461	(935)	303	152	(1 034)	9 406	1 361	902	68	730	411	3 048
Plus Receipts	12 471	5 178	4 482	6 922	20 969	(4 629)	3 207	4 004	15 597	3 107	8 252	4 481
SubTotal	12 932	4 242	4 785	7 075	19 936	4 777	4 568	4 906	15 665	3 837	8 662	7 528
Less Payments	13 867	3 939	4 633	8 108	10 530	3 415	3 666	4 837	14 935	3 426	5 615	4 724
Closing Balance	(935)	303	152	(1 034)	9 406	1 361	902	68	730	411	3 048	2 804
EC108 Kouga (Medium)												
Opening Balance	80 933	71 694	68 860	55 908	96 059	68 414	39 591	45 484	97 495	43 558	55 555	47 975
Plus Receipts	80 933	77 307	75 246	70 024	108 413	98 753	45 991	52 594	101 224	49 393	63 117	62 655
SubTotal	75 321	70 922	61 130	57 610	78 073	92 353	38 882	48 864	95 388	41 831	58 143	60 165
Less Payments	5 613	6 386	14 116	12 354	30 339	6 400	7 109	3 729	5 835	7 562	4 975	2 490
Closing Balance	80 933	71 694	68 860	55 908	96 059	68 414	39 591	45 484	97 495	43 558	55 555	47 975
EC109 Kou-Kamma (Medium)												
Opening Balance	8 288	15 290	10 681	16 091	383	10 533	7 690	3 413	(1 034)	6 219	687	361
Plus Receipts	24 249	5 361	14 343	20 944	20 944	6 748	1 913	2 843	23 229	5 174	3 368	4 883
SubTotal	32 537	20 651	25 025	16 091	21 326	17 281	9 603	6 255	17 124	11 393	4 055	5 245
Less Payments	17 247	9 970	8 934	15 708	10 793	5 991	6 191	7 289	10 905	10 706	3 694	5 093
Closing Balance	15 290	10 681	16 091	383	10 533	7 690	3 413	(1 034)	6 219	687	361	151
DC10 Sarah Baartman (Medium)												
Opening Balance	37 074	1 472	2 057	2 349	1 843	29 704	3 605	2 819	23 229	2 092	2 025	2 540
Plus Receipts	37 074	33 256	28 373	18 852	8 013	28 678	24 801	15 900	29 175	23 431	18 427	10 679
SubTotal	5 290	6 940	11 870	12 682	9 039	7 482	11 721	9 954	7 836	7 029	10 288	13 081
Less Payments	31 784	26 316	16 504	6 170	(1 024)	21 196	13 080	5 945	21 339	16 402	8 139	(2 402)
Closing Balance	31 784	26 316	16 504	6 170	(1 024)	21 196	13 080	5 945	21 339	16 402	8 139	(2 402)
EC121 Mbhashe (Low)												
Opening Balance	5	(8 815)	59 606	50 033	37 697	49 210	61 277	54 490	102 881	75 694	35 175	8 630
Plus Receipts	5	84 358	313	3 944	18 826	20 163	40 223	33	371	1 034	6 365	6 365
SubTotal	5	75 543	59 919	53 977	56 523	69 373	61 277	114 713	102 914	76 065	36 210	14 995
Less Payments	8 820	15 937	9 887	16 280	7 313	8 096	6 787	11 832	27 221	40 890	27 579	20 090
Closing Balance	(8 815)	59 606	50 033	37 697	49 210	61 277	54 490	102 881	75 694	35 175	8 630	(5 095)
EC122 Mngquma (Medium)												
Opening Balance	80 503	63 380	39 868	13 917	58 995	28 801	42 344	354	67 999	31 206	7 857	(19 592)
Plus Receipts	93 544	3 924	1 684	4 995	65 197	3 250	34 125	2 906	88 987	1 496	1 802	1 780
SubTotal	93 544	84 428	65 063	44 863	79 114	62 245	62 926	45 250	89 341	69 495	33 008	9 637
Less Payments	13 041	21 048	25 196	30 946	20 119	33 444	20 582	44 895	21 342	38 289	25 151	29 229
Closing Balance	80 503	63 380	39 868	13 917	58 995	28 801	42 344	354	67 999	31 206	7 857	(19 592)
EC123 Great Kei (Low)												
Opening Balance	1 600	15 892	16 733	7 090	4 154	16 826	12 479	8 905	6 363	36 852	33 395	29 839
Plus Receipts	19 199	5 047	1 124	1 676	20 177	1 582	1 357	1 508	36 335	2 013	2 175	2 193
SubTotal	20 799	20 939	17 857	8 766	24 331	18 407	13 836	10 412	42 698	38 865	35 570	32 032
Less Payments	4 907	4 206	10 767	4 612	7 505	5 928	4 931	4 050	5 846	5 471	5 730	5 625
Closing Balance	15 892	16 733	7 090	4 154	16 826	12 479	8 905					


EC126 Ngqushwa (Medium)

Opening Balance	7	30 976	27 466	23 190	18 285	19 773	30 278	33 531	28 216	47 133	39 398	31 784
Plus Receipts	36 251	1 813	690	526	8 463	18 599	11 109	1 708	28 988	1 109	596	592
SubTotal	36 258	32 789	28 156	23 716	26 748	38 373	41 387	35 239	57 204	48 243	39 994	32 376
Less Payments	5 282	5 324	4 966	5 432	6 974	8 095	7 857	7 023	10 071	8 845	8 210	12 034
Closing Balance	30 976	27 466	23 190	18 285	19 773	30 278	33 531	28 216	47 133	39 398	31 784	20 341




EC127 Nkonkobe (Low)

Opening Balance	42 103	23 716	16 211	11 182	33 413	27 496	20 867	15 343	55 238	42 943	39 851	24 460
Plus Receipts	57 872	3 948	12 316	6 274	35 077	15 058	4 572	9 450	53 994	3 311	11 655	4 595
SubTotal	57 872	46 051	36 032	22 485	46 259	48 471	32 068	30 317	69 327	58 549	54 597	44 446
Less Payments	15 769	22 335	19 821	11 303	12 847	20 975	11 201	14 975	14 099	15 606	14 746	19 986
Closing Balance	42 103	23 716	16 211	11 182	33 413	27 496	20 867	15 343	55 238	42 943	39 851	24 460



EC128 Nxuba (Low)

Opening Balance	10 748	10 801	8 703	7 267	9 154	4 681	1 682	5 771	7 015	4 033	3 096	1 409
Plus Receipts	15 492	3 467	2 087	2 474	7 021	2 384	1 389	7 288	5 353	934	6 771	1 971
SubTotal	15 492	14 215	12 888	11 177	14 288	11 539	6 070	8 969	11 124	7 949	10 804	5 067
Less Payments	4 744	3 413	4 185	3 910	5 134	6 857	4 389	3 198	4 109	3 916	7 708	3 657
Closing Balance	10 748	10 801	8 703	7 267	9 154	4 681	1 682	5 771	7 015	4 033	3 096	1 409




DC12 Amathole (High)

Opening Balance	794 825	639 074	466 664	480 714	474 854	773 326	530 701	516 583	496 611	824 243	623 766	429 638
Plus Receipts	59 296	28 798	196 805	134 698	430 930	194 641	154 757	139 305	579 356	14 179	32 991	38 919
SubTotal	854 121	667 872	663 470	615 412	905 784	967 967	685 458	655 888	1 075 967	838 423	656 757	468 557
Less Payments	215 046	201 208	182 756	140 558	132 458	437 266	168 875	159 278	251 724	214 657	227 119	244 922
Closing Balance	639 074	466 664	480 714	474 854	773 326	530 701	516 583	496 611	824 243	623 766	429 638	223 635



EC131 Inxuba Yethemba (Low)

Opening Balance	13 725	15 558	16 405	11 411	(1 955)	(647)	(13 094)	(25 427)	(18 022)	(12 047)	(11 504)	(15 463)
Plus Receipts	54 578	12 586	10 221	13 363	1 343	16 344	629	766	19 758	20 295	12 393	9 894
SubTotal	54 578	26 311	25 778	29 768	12 755	14 390	(18)	(12 328)	(5 669)	2 273	346	(1 610)
Less Payments	40 852	10 753	9 374	18 357	14 709	15 037	13 075	13 100	12 353	14 320	11 849	13 853
Closing Balance	13 725	15 558	16 405	11 411	(1 955)	(647)	(13 094)	(25 427)	(18 022)	(12 047)	(11 504)	(15 463)




EC132 Tsolwana (Low)

Opening Balance	13 374	25 994	23 395	20 006	17 273	24 969	17 806	17 806	20 715	29 847	24 969	18 682
Plus Receipts	18 139	3 161	3 269	3 458	13 400	5 105	1 820	9 995	3 175	1 652	1 652	1 652
SubTotal	31 512	29 154	26 664	23 464	30 673	30 074	17 806	19 626	30 709	33 021	26 621	20 334
Less Payments	5 518	5 760	6 659	6 191	5 704	12 267	17 806	(1 088)	863	8 053	7 939	13 853
Closing Balance	25 994	23 395	20 006	17 273	24 969	17 806	17 806	20 715	29 847	24 969	18 682	6 481



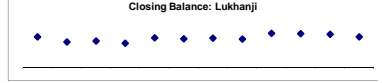
EC133 Inkwanza (Low)

Opening Balance	9 710	7 817	8 792									
Plus Receipts	19 156	1 650	3 884	420								
SubTotal	19 156	11 360	11 701	9 212								
Less Payments	9 446	3 543	2 909	543								
Closing Balance	9 710	7 817	8 792	8 669								



EC134 Lukhanji (Medium)

Opening Balance	148 352	196 570	163 928	170 242	155 482	190 541	185 014	189 791	181 753	220 147	216 985	214 163
Plus Receipts	86 493	5 010	31 866	29 621	68 887	35 865	22 280	22 945	76 930	21 558	27 669	23 912
SubTotal	234 845	201 580	195 794	199 863	224 369	226 406	207 294	212 736	258 683	241 704	244 654	238 075
Less Payments	38 275	37 652	25 552	44 381	33 828	41 392	17 503	30 983	38 536	24 720	30 491	41 820
Closing Balance	196 570	163 928	170 242	155 482	190 541	185 014	189 791	181 753	220 147	216 985	214 163	196 255



EC135 Intsika Yethu (Low)

Opening Balance	3 071	44 004	35 775	18 312	10 998	31 192	20 855	16 276	16 302	67 041	54 575	43 670
Plus Receipts	59 168	4 790	3 965	5 922	40 155	2 935	2 935	8 845	50 739	1 129	757	5 707
SubTotal	42 239	48 793	39 740	24 234	51 153	34 127	23 791	25 122	67 041	68 170	55 332	49 377
Less Payments	18 235	13 018	21 428	13 235	19 962	13 272	7 514	8 820	67 041	13 595	11 662	22 414
Closing Balance	44 004	35 775	18 312	10 998	31 192	20 855	16 276	16 302	67 041	54 575	43 670	26 963



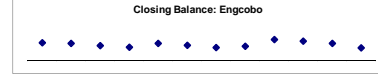
EC136 Emalaheni (Ec) (Low)

Opening Balance	50 993	81 407	71 689	60 252	49 172	72 805	69 910	58 779	47 012	65 680	51 195	33 199
Plus Receipts	41 119	1 626	7 701	3 238	40 492	13 329	246	6 620	39 404	3 630	6 259	11 287
SubTotal	92 113	83 033	79 390	63 490	89 663	86 134	70 156	65 399	86 416	69 310	57 453	44 486
Less Payments	10 706	11 344	19 138	14 319	16 859	16 224	11 377	18 387	20 736	18 116	24 254	31 669
Closing Balance	81 407	71 689	60 252	49 172	72 805	69 910	58 779	47 012	65 680	51 195	33 199	12 817



EC137 Engcobo (Medium)

Opening Balance	49 156	93 186	88 840	77 817	67 769	88 584	79 116	67 245	73 309	108 992	100 246	88 648
Plus Receipts	52 912	3 782	1 700	9 706	37 520	1 818	2 574	43 392	3 265	1 736	1 720	1 720
SubTotal	102 068	96 968	90 540	87 523	105 290	90 401	81 690	85 103	116 701	112 258	101 962	90 368
Less Payments	8 882	8 128	12 723	19 754	16 706	11 285	14 445	11 795	7 708	12 012	13 334	25 048
Closing Balance	93 186	88 840	77 817	67 769	88 584	79 116	67 245	73 309	108 992	100 246	88 648	65 320




EC138 Sakhisizwe (Low)

Opening Balance	1 254	13 071	8 224	3 456	69	12 074	7 896	5 024	1 443	11 317	6 155	783
Plus Receipts	64 734	8 087	3 649	5 348	22 712	3 614	2 871	4 097	17 135	2 901	2 184	12 915
SubTotal	65 989	21 158	11 874	8 804	22 781	15 688	10 767	9 121	18 578	14 218	8 339	13 698
Less Payments	52 917	12 934	8 418	8 734	10 707	7 792	5 743	7 261	18 578	8 063	7 556	7 628
Closing Balance	13 071	8 224	3 456	69	12 074	7 896	5 024	1 443	11 317	6 155	783	6 070



DC13 Chris Hani (Medium)

Opening Balance	244 178	509 398	496 322	420 570	388 964	503 896	378 649	339 459	314 814	556 255	494 075	413 542
Plus Receipts	283 930	43 676	9 533	70 858	187 567	50 417	3 627	42 866	382 300	9 964	19 579	25 896
SubTotal	528 108	553 074	505 854	491 428	576 531	554 313	382 275	382 325	697 114	566 219	513 654	439 438
Less Payments	18 709	56 751	55 284	102 464	72 635	175 664	42 816	67 511	140 859	72 144	100 112	133 397
Closing Balance	509 398	496 322	420 570	388 964	503 896	378 649	339 459	314 814	556 255	494 075	413 542	306 041




EC141 Elundini (Low)

Opening Balance	25 437	67 829	59 322	45 389	36 042	57 145	44 471	46 412	40 607	77 881	62 397	46 959
Plus Receipts	54 138	5 001	3 764	5 731	37 12							


EC153 Ngquza Hills (Low)

Opening Balance	74 109	69 822	63 805	58 138	121 835	116 976	114 232	105 702	187 791	180 484	177 284
Plus Receipts	81 132	2 581	1 093	4 005	71 107	2 816	1 934	1 472	89 310	1 181	4 207
SubTotal	81 132	76 690	70 915	67 810	129 245	124 651	118 910	115 704	195 012	188 972	184 692
Less Payments	7 023	6 868	7 110	9 672	7 410	6 675	4 678	10 002	7 221	8 488	7 408
Closing Balance	74 109	69 822	63 805	58 138	121 835	116 976	114 232	105 702	187 791	180 484	177 284




EC154 Port St Johns (Medium)

Opening Balance	2 960	49 976	15 662	3 898	(561)	22 743	2 254	2 058	4 034	15 207	4 082
Plus Receipts	47 016	(20 427)	(1 223)	6 468	33 248	(7 995)	9 655	7 966	20 325	2 449	9 808
SubTotal	49 976	29 549	14 339	10 367	32 687	14 748	12 009	10 025	24 369	17 656	13 890
Less Payments	13 887	10 440	10 928	9 943	12 395	9 950	5 991	9 162	13 573	7 917	7 917
Closing Balance	49 976	15 662	3 898	(561)	22 743	2 254	2 058	4 034	15 207	4 082	5 974



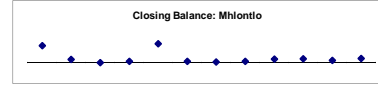
EC155 Nyandeni (Low)

Opening Balance	25 985	80 379	49 556	28 106	25 064	65 292	50 629	19 650	9 269	39 753	(1 432)
Plus Receipts	67 452	(13 969)	1 949	14 495	59 299	2 131	(15 186)	4 902	47 837	(24 151)	758
SubTotal	93 437	66 411	51 505	42 600	84 364	67 423	35 444	24 552	57 106	15 602	(674)
Less Payments	13 058	16 855	23 399	17 536	19 072	16 794	15 794	15 282	17 353	17 034	12 233
Closing Balance	80 379	49 556	28 106	25 064	65 292	50 629	19 650	9 269	39 753	(1 432)	(12 907)



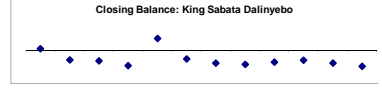
EC156 Mhloni (Low)

Opening Balance	(352)	39 015	5 815	(2 234)	1 435	44 240	871	(145)	958	6 839	7 655
Plus Receipts	62 931	(12 687)	6 896	11 779	60 362	(21 802)	599	14 350	(16 495)	14 080	688
SubTotal	62 579	26 328	12 711	9 545	61 797	22 438	1 471	14 205	(15 537)	20 919	8 343
Less Payments	23 564	20 514	14 945	8 110	17 557	21 566	1 616	13 247	(22 376)	13 264	5 197
Closing Balance	39 015	5 815	(2 234)	1 435	44 240	871	(145)	958	6 839	7 655	3 145




EC157 King Sabata Dalindyebo (High)

Opening Balance	4 708	5 676	(28 870)	(31 521)	(46 950)	37 318	(25 588)	(39 182)	(43 210)	(36 027)	(29 993)
Plus Receipts	95 192	33 002	79 070	47 812	135 670	54 273	41 066	52 221	90 227	44 693	46 260
SubTotal	99 900	38 678	50 200	16 292	88 721	91 591	15 478	13 039	47 017	8 666	51 682
Less Payments	94 223	67 548	81 720	63 241	51 403	117 179	54 661	56 249	83 044	38 659	54 899
Closing Balance	5 676	(28 870)	(31 521)	(46 950)	37 318	(25 588)	(39 182)	(43 210)	(36 027)	(29 993)	(38 631)



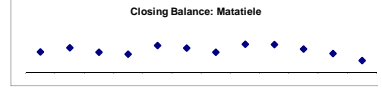
DC15 O. R. Tambo (High)

Opening Balance	399 371	722 868	657 743	576 261	553 488	489 584	680 877	640 360	563 722	981 107	869 639
Plus Receipts	379 908	47 116	12 776	99 517	26 882	388 136	14 091	31 858	511 680	24 206	23 489
SubTotal	779 279	769 984	670 519	675 778	580 371	877 720	694 968	672 219	1 075 403	1 005 314	893 129
Less Payments	56 412	112 241	94 258	122 290	90 787	196 843	54 608	108 496	94 295	135 674	98 810
Closing Balance	722 868	657 743	576 261	553 488	489 584	680 877	640 360	563 722	981 107	869 639	794 319



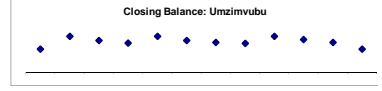
EC441 Matatiele (Medium)

Opening Balance	57 566	106 642	128 341	105 423	94 117	139 423	126 121	104 364	146 440	144 849	120 518
Plus Receipts	72 423	38 507	7 669	16 472	51 726	6 692	23 047	8 922	51 979	11 027	9 143
SubTotal	129 989	145 149	136 010	121 894	145 842	146 115	149 167	113 286	198 420	155 877	129 661
Less Payments	23 347	16 809	30 587	27 778	6 419	19 994	44 804	(33 155)	53 571	35 358	31 229
Closing Balance	106 642	128 341	105 423	94 117	139 423	126 121	104 364	146 440	144 849	120 518	98 432



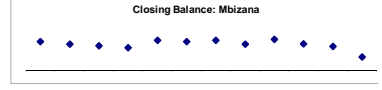
EC442 Umzimvubu (Medium)

Opening Balance	42 553	120 189	186 563	164 548	151 062	185 889	164 514	155 115	148 936	185 084	169 734
Plus Receipts	88 375	71 131	1 202	1 483	46 340	1 184	2 337	1 851	41 452	1 323	1 325
SubTotal	130 928	191 320	187 764	166 031	197 402	187 073	166 851	156 966	190 388	186 407	171 059
Less Payments	10 739	4 758	23 216	14 970	11 512	22 560	11 735	8 029	5 304	16 673	15 973
Closing Balance	120 189	186 563	164 548	151 062	185 889	164 514	155 115	148 936	185 084	169 734	155 086




EC443 Mbizana (Medium)

Opening Balance	125 036	184 270	167 301	156 911	145 767	193 487	185 334	192 092	167 735	198 564	169 332
Plus Receipts	72 402	4 464	-4 185	12 130	69 158	10 221	19 813	2 354	64 527	3 907	3 872
SubTotal	197 438	188 954	171 486	169 042	214 925	203 708	205 147	194 446	232 262	202 472	173 203
Less Payments	13 369	21 653	14 574	23 274	21 438	18 375	13 055	26 711	33 697	33 140	19 824
Closing Balance	184 270	167 301	156 911	145 767	193 487	185 334	192 092	167 735	198 564	169 332	153 379




EC444 Ntabankulu (Low)

Opening Balance		32 273	23 228	13 641	15 087	48 296	50 243	43 434	27 427	73 662	38 550
Plus Receipts	37 774	1 683	358	10 478	48 159	12 953	397	5 069	60 222	324	615
SubTotal	37 774	33 956	23 586	24 120	63 246	61 249	50 640	48 502	87 649	73 986	39 165
Less Payments	5 501	10 728	9 945	9 033	14 950	11 007	7 206	21 075	13 988	35 435	16 574
Closing Balance	32 273	23 228	13 641	15 087	48 296	50 243	43 434	27 427	73 662	38 550	22 591



DC44 Alfred Nzo (Medium)

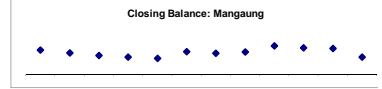
Opening Balance	30 759	7 457	243 581	248 997	222 234	256 442	177 587	144 723	182 360	202 882	125 116
Plus Receipts	8 725	307 445	104 976	43 914	112 975	3 071	52 690	120 112	130 112	3 616	97 264
SubTotal	39 484	314 902	348 557	292 911	335 210	259 513	230 277	266 252	312 472	206 499	222 380
Less Payments	32 027	71 321	99 559	70 677	78 768	81 926	85 554	83 891	109 590	81 382	(25 475)
Closing Balance	7 457	243 581	248 997	222 234	256 442	177 587	144 723	182 360	202 882	125 116	247 855



FS FREE STATE

MAN Mangaung (High)

Opening Balance	633 255	940 906	835 488	739 529	675 571	629 882	880 922	827 142	873 692	1 102 228	1 028 916	1 009 104
Plus Receipts	775 294	429 937	366 557	392 570	352 181	858 468	267 922	468 777	736 630	471 439	513 268	408 422
SubTotal	1 408 549	1 370 843	1 202 045	1 132 099	1 027 752	1 488 350	1 148 844	1 295 918	1 610 322	1 573 666	1 542 185	1 417 526
Less Payments	467 643	535 356	462 516	456 529	397 869	607 429	321 703	422 226	508 094	544 750	533 081	741 232
Closing Balance	940 906	835 488	739 529	675 571	629 882	880 922	827 142	873 692	1 102 228	1 028 916	1 009 104	676 294




FS161 Letsemeng (Medium)

Opening Balance	17 627	40 852	34 749	28 991	23 880	21 056	33 267	28 261	23 215	30 283	26 499	24 397
Plus Receipts	27 936	3 816	2 760	2 803	2 942	18 909	2 904	2 747	18 050	4 558	6 655	3 884
SubTotal	45 563	44 668	37 509	31 794	26 722	39 965	36 171	31 008	41 265	34 841	33 154	28 281
Less Payments	4 711	9 919	8 518	7 915	5 666	6 699	7 910	7 793	10 983	8 343	8 757	13 147
Closing Balance	40 852	34 749	28 991	23 880	21 056	33 267	28 261	23 215	30 283	26 499	24 397	15 134



FS162 Kopanong (Medium)

Opening Balance		35 882	28 968	21 564	14 827	10 976	38 638	33 322	27 818	50 056	41 629	32 218
Plus Receipts	41 755	3 375	1 323	2 555	4 734	39 192	4 026	2 374	32 442	1 850	2 451	1 737
SubTotal	41 755	39 257	30 291	24 120	19 561	50 169	42 664	35 697	60 259	51 906	44 080	33 955
Less Payments	5 873	10 289	8 726	9 292	8 585	11 531	9 341	7 879	10 203	10 277	11 862	13 447
Closing Balance	35 882	28 968	21 564	14 827	10 976	38 638	33 322	27 818	50 056	41 629	32 218	20 508




FS163 Mohokare (Low)

Opening Balance	(2 175)	11 275	2 695	1 132	(3 431)	(2 607)	6 138	3 176	(5 624)	1 708	307	(300)
Plus Receipts	25 914	3 751	3 928	5 910	16 945	22 674	2 238	717	24 461	10 244	4 539	1 669
SubTotal	23 740	15 026	6 622	7 042	13 513	20 067	8 375	3 893	18 837	11 952	4 846	1 369
Less Payments	12 464	12 332	5 490	10 473	16 120	13 930	5 199	9 517	17 129	11 645	5 146	1 442
Closing Balance	11 275	2 695	1 132	(3 431)	(2 607)	6 138	3 176	(5 624)	1 708	307	(300)	(73)



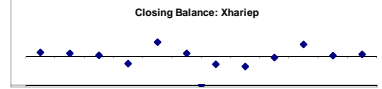
FS164 Naledi (Fs) (Low)

Opening Balance	3 492	19 267	14 880	12 982	9 055	3 075	7 678	9 259	4 871	13 245	7 502	3 756
Plus Receipts	24 011	15 140	776	351	267	12 363	5 087	434	15 346	170	467	373
SubTotal	27 503	34 407	15 656	13 333	9 322	15 438	12 765	9 693	20 217	13 415	7 969	4 130
Less Payments	8 236	19 527	2 674	4 278	6 247	7 740	3 506	4 822	6 973	5 913	4 213	3 572
Closing Balance	19 267	14 880	12 982	9 055	3 075	7 678	9 259	4 871	13 245	7 502	3 756	558




DC16 Xhariep (Low)

Opening Balance	388	1 192	926	393	(1 758)	3 913	910	(1 959)	(2 564)	(195)	3 255	363
Plus Receipts	4 498	4 223	5 004	4 079	9 176	1 924	7	328	7 669	8 516	3 003	4 302
SubTotal	4 886	5 415	5 929	4 472	7 418	5 838	917	(1 631)	5 105	8 321	6 258	4 665
Less Payments	3 694	4 490	5 537	6 230	3 504	4 928	2 876	933	5 299	5 066	6 896	4 010
Closing Balance	1 192	926	393	(1 758)	3 913	910	(1 959)	(2 564)	(195)	3 255	363	655



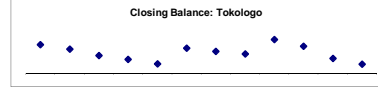
FS181 Maslonyana (Low)

Opening Balance	2 494	46 751	5 163	8 516	195	18 606	426	6 233	806	936	1 397	922
Plus Receipts	64 465	5 945	20 252	18 368	52 735	20 109	13 327	9 684	34 705	20 397	8 100	53 974
SubTotal	66 960	52 546	25 415	26 883	52 930	38 715	13 753	10 507	34 851	21 333	9 497	54 895
Less Payments	20 208	47 384	16 899	26 688	34 324	38 289	13 130	9 701	33 915	19 935	8 575	37 196
Closing Balance	46 751	5 163	8 516	195	18 606	426	6 233	806	936	1 397	922	17 699



FS182 Tokologo (Low)

Opening Balance		22 079	18 761	13 694	10 651	7 308	19 469	16 958	14 954	26 219	20 938	11 368
Plus Receipts	28 526	3 039	2 318	2 187	1 979	21 604	2 296	2 249	18 118	2 754	1 840	2 054
SubTotal	28 526	25 119	21 079	15 882	12 630	28 911	21 765	19 206	33 072	28 972	22 778	13 422
Less Payments	6 447	6 357	7 385	5 231	5 323	9 442	4 808	4 252	6 853	8 034	11 410	6 495
Closing Balance	22 079	18 761	13 694	10 651	7 308	19 469	16 958	14 954	26 219	20 938	11 368	6 927



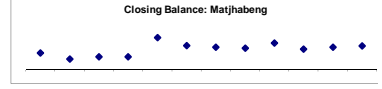
FS183 Tswelopele (Medium)

Opening Balance	12 848	33 022	24 456	14 415	8 559	9 102	23 760	18 041	17 840	40 185	31 641	28 280
Plus Receipts	34 973	3 690	5 707	6 125	13 300	25 092	5 129	12 945	31 272	3 255	3 742	14 314
SubTotal	47 821	36 713	30 163	20 540	21 859	34 194	28 889	31 006	49 112	43 440	35 383	42 595
Less Payments	14 798	12 257	15 748	11 981	12 756	10 435	10 848	13 166	9 927	11 799	7 103	10 898
Closing Balance	33 022	24 456	14 415	8 559	9 102	23 760	18 041	17 840	40 185	31 641	28 280	31 697



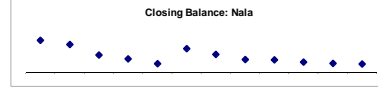
FS184 Matjhabeng (High)

Opening Balance		109 788	71 817	85 852	85 858	208 950	157 511	147 902	142 246	174 823	135 778	147 652
Plus Receipts	277 273	77 702	106 422	85 011	241 767	80 437	82 266	83 853	140 597	84 271	129 938	195 881
SubTotal	277 273	187 489	178 239	170 863	327 626	289 387	239 777	231 755	282 843	259 094	265 716	343 533
Less Payments	167 485	115 672	92 387	85 005	118 676	131 876	91 875	89 509	108 020	123 316	118 064	186 822
Closing Balance	109 788	71 817	85 852	85 858	208 950	157 511	147 902	142 246	174 823	135 778	147 652	156 711



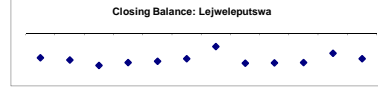
FS185 Nala (Medium)

Opening Balance	31 954	83 665	72 652	46 075	35 955	23 681	62 613	47 587	34 207	33 464	27 147	24 135
Plus Receipts	74 624	11 967	10 691	8 364	9 225	66 940	10 575	10 110	21 297	19 538	21 296	29 755
SubTotal	106 578	95 632	83 344	54 439	45 180	90 621	73 189	57 697	55 504	53 003	48 444	53 890
Less Payments	22 913	22 979	37 268	18 484	21 499	28 007	25 601	23 490	22 040	25 855	24 308	31 126
Closing Balance	83 665	72 652	46 075	35 955	23 681	62 613	47 587	34 207	33 464	27 147	24 135	22 764



DC18 Lejweleputswa (Low)

Opening Balance	333	(49 366)	(54 097)	(64 966)	(59 180)	(56 514)	(51 338)	(25 925)	(60 783)	(59 799)	(59 023)	(40 348)
Plus Receipts	58 073	2 756	15 322	44 753	10 379	50 146	30 512	906	30 594	28 447	25 460	20 425
SubTotal	58 406	(46 610)	(38 774)	(20 213)	(48 801)	(6 367)	(20 826)	(25 019)	(30 189)	(31 352)	(33 563)	(19 923)
Less Payments	107 771	7 487	24 192	38 967	7 713	44 971	5 098	35 764	29 610	27 671	6 785	31 112
Closing Balance	(49 366)	(54 097)	(64 966)	(59 180)	(56 514)	(51 338)	(25 925)	(60 783)	(59 799)	(59 023)	(40 348)	(51 634)

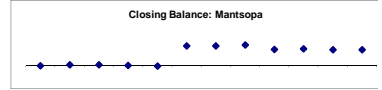


FS191 Setsoto (Medium)


Opening Balance	12 577	75 621	60 941	55 683	8 504	73 939	48 581	45 586	28 746	85 974	57 272	35 560
Plus Receipts	86 880	19 599	22 296	18 580	98 521	17 193	20 470	16 270	75 376	7 592	13 354	12 520
SubTotal	99 457	95 221	83 237	74 263	107 025	91 131	69 050	61 856	104 123	93 566	70 626	48 080
Less Payments	23 836	34 280	27 554	65 758	33 087	42 550	23 644	33 109	18 149	36 294	35 066	44 396
Closing Balance	75 621	60 941	55 683	8 504	73 939	48 581	45 586	28 746	85 974	57		

FS196 Mantsope (Medium)

Opening Balance	609	(32)	462	561	153	(173)	10 252	10 281	10 765	8 517	8 784	8 283
Plus Receipts	24 813	11 540	18 535	10 692	10 582	26 397	10 320	10 145	11 476	8 255	14 243	24 899
SubTotal	25 422	11 508	18 997	11 252	10 735	26 224	20 572	20 427	22 241	16 773	23 027	33 181
Less Payments	25 454	11 046	18 437	11 099	10 908	15 972	10 291	9 661	13 724	7 989	14 744	24 932
Closing Balance	(32)	462	561	153	(173)	10 252	10 281	10 765	8 517	8 784	8 283	8 249


DC19 Thabo Mofutsanyana (Low)


Opening Balance	28 262	21 767	13 579	10 508	30 583	17 833	11 207	125	15 745	(918)	(9 690)
Plus Receipts	35 909	3 592	235	7 421	29 840	2 295	1 236	593	23 712	1 335	86
SubTotal	35 909	31 854	22 002	21 201	40 348	32 877	19 049	11 801	23 837	17 080	(832)
Less Payments	7 647	10 087	8 422	10 692	9 765	15 044	7 862	11 476	8 092	17 998	8 858
Closing Balance	28 262	21 767	13 579	10 508	30 583	17 833	11 207	125	15 745	(918)	(9 690)


FS201 Mochaka (High)

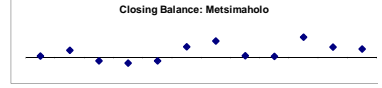
Opening Balance	6 677	16 511	7 954	5 408	4 166	54 326	17 110	7 182	8 534	5 503	11 440	6 408
Plus Receipts	113 250	45 787	51 855	41 059	100 920	42 635	38 463	53 527	100 837	55 725	51 120	74 320
SubTotal	119 927	62 298	59 808	46 467	105 086	96 962	55 573	60 709	109 371	61 227	62 559	80 728
Less Payments	103 416	54 344	54 400	42 302	50 760	79 852	48 390	52 175	103 869	49 788	56 152	63 020
Closing Balance	16 511	7 954	5 408	4 166	54 326	17 110	7 182	8 534	5 503	11 440	6 408	17 708


FS203 Ngwathe (Medium)


Opening Balance	14 437	46 187	19 129	11 045	16 053	5 127	(2 821)	6 590	3 406	32 078	19 475	22 545
Plus Receipts	101 983	17 897	21 114	34 127	18 028	18 282	73 353	27 730	53 747	20 478	28 259	22 532
SubTotal	116 420	64 084	40 243	45 172	34 080	23 409	70 531	34 320	57 154	52 556	47 735	45 077
Less Payments	70 233	44 955	29 198	29 119	28 953	26 230	63 942	30 914	25 076	33 080	25 190	36 432
Closing Balance	46 187	19 129	11 045	16 053	5 127	(2 821)	6 590	3 406	32 078	19 475	22 545	8 645


FS205 Metsimaholo (High)

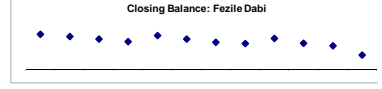
Opening Balance	(9 191)	1 509	10 288	(5 796)	(9 207)	(5 816)	15 650	25 036	2 158	1 042	30 680	15 166
Plus Receipts	105 841	44 393	44 931	40 999	42 144	82 597	69 852	40 682	61 470	68 221	47 181	54 229
SubTotal	96 649	45 902	55 219	35 203	32 936	76 781	85 502	65 719	63 828	69 262	77 861	69 396
Less Payments	95 140	35 614	61 015	44 411	38 753	61 131	60 465	63 560	62 787	38 582	62 694	57 078
Closing Balance	1 509	10 288	(5 796)	(9 207)	(5 816)	15 650	25 036	2 158	1 042	30 680	15 166	12 318


FS205 Mafube (Medium)

Opening Balance	38	11 755	3 458	126	150	140	(562)	(651)	(839)	(801)	(688)	(949)
Plus Receipts	44 042	3 734	4 368	7 047	6 598	17 823	4 571	19 888	9 740	2 803	5 521	15 973
SubTotal	44 080	15 489	7 826	7 174	6 748	17 964	4 009	19 237	8 901	2 001	4 833	15 024
Less Payments	32 325	12 031	7 699	7 023	6 608	18 526	4 660	20 076	9 702	2 689	5 781	15 464
Closing Balance	11 755	3 458	126	150	140	(562)	(651)	(839)	(801)	(688)	(949)	(440)


DC20 Fezile Dabi (Low)


Opening Balance	139 476	182 535	171 192	157 613	144 936	176 275	157 348	141 244	134 930	160 890	135 769	122 333
Plus Receipts	56 293	2 396	219	1 062	45 077	232	239	4 061	37 417	(9 006)	117	4 176
SubTotal	195 769	184 931	171 411	158 676	190 014	176 507	157 587	145 305	172 347	151 884	135 886	126 509
Less Payments	13 234	13 739	13 797	13 739	13 739	19 159	16 342	10 375	11 457	16 115	13 553	51 430
Closing Balance	182 535	171 192	157 613	144 936	176 275	157 348	141 244	134 930	160 890	135 769	122 333	75 079



GT GAUTENG


EKU Ekurhuleni Metro (High)

Opening Balance	5 894 541	6 059 115	6 118 371	6 031 456	5 814 079	6 561 996	7 152 105	6 930 608	6 584 919	8 337 183	7 778 083	7 603 333
Plus Receipts	2 141 838	2 340 102	2 022 689	2 129 234	2 612 721	2 317 356	1 706 697	1 377 709	3 023 835	1 591 645	1 809 395	1 835 021
SubTotal	8 036 378	8 399 218	8 141 060	8 160 690	8 426 799	8 879 352	8 858 802	8 308 317	9 608 753	9 928 829	9 587 478	9 438 353
Less Payments	1 977 263	2 280 847	2 109 604	2 346 611	1 864 804	1 727 247	1 928 194	1 723 398	1 271 570	2 150 745	1 984 146	1 780 231
Closing Balance	6 059 115	6 118 371	6 031 456	5 814 079	6 561 996	7 152 105	6 930 608	6 584 919	8 337 183	7 778 083	7 603 333	7 658 122



JHB City Of Johannesburg (High)

Opening Balance	4 966 394	4 346 171	4 103 299	2 937 507	2 518 857	2 253 395	2 291 836	2 094 744	2 206 069	4 139 558	3 296 340	3 475 402
Plus Receipts	2 606 956	3 074 824	2 755 984	2 888 912	3 068 275	2 930 623	2 813 308	2 641 723	5 314 874	3 326 001	2 795 461	4 653 648
SubTotal	7 573 350	7 420 995	6 859 283	5 826 419	5 587 132	5 184 018	5 105 144	4 736 467	7 520 943	7 465 559	6 091 801	8 129 050
Less Payments	3 227 179	3 317 696	3 921 776	3 307 622	3 333 737	2 892 182	3 010 400	2 530 398	3 361 385	4 169 219	2 616 399	4 295 405
Closing Balance	4 346 171	4 103 299	2 937 507	2 518 857	2 253 395	2 291 836	2 094 744	2 206 069	4 139 558	3 296 340	3 475 402	3 833 645




TSH City Of Tshwane (High)

Opening Balance	847 816	904 478	929 244	794 885	412 436	504 295	455 021	495 927	460 321	718 951	566 361	439 768
Plus Receipts	2 383 842	3 627 492	2 840 916	1 649 508	3 068 559	2 669 331	5 363 685	2 747 247	3 747 054	1 928 009	1 929 280	4 317 272
SubTotal	3 231 658	4 531 970	3 770 160	2 444 392	3 480 996	3 173 626	5 818 706	3 243 174	4 207 375	2 646 959	2 495 641	4 817 040
Less Payments	2 327 180	3 602 726	2 975 275	2 031 956	2 976 701	2 718 604	5 322 779	2 782 853	3 488 424	2 080 599	2 055 873	4 149 225
Closing Balance	904 478	929 244	794 885	412 436	504 295	455 021	495 927	460 321	718 951	566 361	439 768	667 815




GT421 Emfuleni (High)

Opening Balance	45 204	83 012	(42 655)	(39 563)	(41 557)	115 944	(15 761)	(44 138)	(18 987)	82 918	24 837	32 597
Plus Receipts	627 190	340 037	469 972	337 309	491 248	419 837	266 531	360 234	491 836	261 305	315 644	354 726
SubTotal	672 394	423 049	427 317	297 746	449 691	535 781	250 770	316 096	472 849	344 223	340 481	387 322
Less Payments	589 382	465 704	466 880	339 303	333 747	551 542	294 907	335 083	389 931	319 387	307 884	351 088
Closing Balance	83 012	(42 655)	(39 563)	(41 557)	115 944	(15 761)	(44 138)	(18 987)	82 918	24 837	32 597	36 234




GT422 Midvaal (Medium)

Opening Balance	90 433	19 371	12 619	11 665	39 155	50 318	28 515	24 176	14 720	38 434	33 615	32 519
Plus Receipts	1 615	57 794	72 699	82 051	87 716	53 976	49 666	45 232	77 943	49 824	47 679	56 666
SubTotal	92 048	77 165	85 318	93 715	126 871	104 294	78 182	69 408	92 663	88 259	81 294	89 185
Less Payments	72 677	64 545	73 653	54 561	76 533	75 779	54 006	54 689	54 229	54 644	48 775	91 843
Closing Balance	19 371	12 619	11 665	39 155	50 318	28 515	24 176	14 720	38 434	33 615	32 519	(2 658)




GT423 Lesedi (Medium)

Opening Balance	8 248	9 506	(11 120)	(26 165)	(26 807)	(12 846)	25	6 231	4 231	47 510	38 755	35 880
Plus Receipts	75 394	32 392	35 450	37 216	64 299	30 277	42 010	38 618	80 238	26 555	32 231	35 886
SubTotal	83 642	41 898	24 520	11 051	37 491	17 431	35 814	38 653	86 469	74 065	70 986	71 765
Less Payments	74 136	53 028	50 686	37 858	50 338	23 627	35 779	32 422	38 959	35 310	35 107	53 301
Closing Balance	9 506	(11 130)	(26 165)	(26 807)	(12 846)	(6 196)	35	6 231	47 510	38 755	35 880	18 465



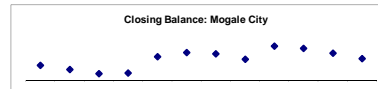
DC42 Sedibeng (Medium)

Opening Balance	14 976	77 661	61 500	33 875	11 613	98 611	63 425	52 339	28 450	83 880	59 123	37 481
Plus Receipts	96 247	1 790	6 924	13 009	87 544	1 420	12 638	6 479	70 475	26 645	10 926	8 907
SubTotal	111 223	79 452	68 424	46 884	99 157	100 031	76 064	58 818	98 925	110 525	70 048	46 388
Less Payments	33 562	17 952	34 549	35 271	547	36 605	23 725	30 368	15 045	51 402	32 568	35 974
Closing Balance	77 661	61 500	33 875	11 613	98 611	63 425	52 339	28 450	83 880	59 123	37 481	10 414



GT481 Mogale City (High)

Opening Balance	96 705	114 461	81 930	50 515	56 208	181 407	215 174	205 331	162 663	265 003	246 403	209 239
Plus Receipts	252 759	163 179	144 067	179 320	320 508	267 101	151 354	149 287	320 905	143 174	141 688	190 585
SubTotal	349 465	277 640	225 997	229 835	376 716	448 508	366 528	354 618	483 568	408 177	388 092	399 824
Less Payments	235 004	195 710	175 482	173 627	195 309	233 334	161 197	191 955	218 564	161 774	178 853	234 042
Closing Balance	114 461	81 930	50 515	56 208	181 407	215 174	205 331	162 663	265 003	246 403	209 239	165 782




GT482 Randfontein (High)

Opening Balance	58 464	75 557	44 072	38 619	34 572	69 061	56 503	47 020	45 191	50 808	46 173	51 156
Plus Receipts	95 532	47 691	66 842	61 528	101 881	51 659	56 816	50 858	72 234	53 707	69 954	61 847
SubTotal	153 995	123 248	110 914	100 147	136 453	120 720	113 319	97 879	117 426	104 516	116 126	113 003
Less Payments	78 438	79 176	72 295	65 575	67 391	64 216	66 299	52 687	66 617	58 343	64 971	75 383
Closing Balance	75 557	44 072	38 619	34 572	69 061	56 503	47 020	45 191	50 808	46 173	51 156	37 619



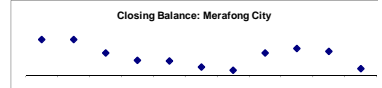
GT483 Westonaria (Medium)

Opening Balance	1 287	42 515	38 368	14 689	6 515	24 989	43 088	31 780	17 758	24 505	5 636	27 337
Plus Receipts	85 064	22 563	24 026	25 105	45 742	52 604	28 183	21 399	53 445	20 929	59 935	25 888
SubTotal	86 351	65 079	62 394	39 794	52 257	77 593	71 270	53 179	71 204	45 434	65 571	53 225
Less Payments	43 836	26 710	47 705	33 279	27 269	34 505	39 491	35 420	46 698	39 798	38 234	46 729
Closing Balance	42 515	38 368	14 689	6 515	24 989	43 088	31 780	17 758	24 505	5 636	27 337	6 496



GT484 Merafong City (High)

Opening Balance	203 946	186 748	186 929	118 460	79 297	75 893	45 514	28 868	118 069	141 862	126 764	36 794
Plus Receipts	131 791	113 023	45 693	57 752	64 210	51 475	50 214	170 802	110 627	43 544	49 027	48 956
SubTotal	335 737	299 771	232 622	176 212	143 508	127 368	95 728	199 670	228 696	185 407	175 791	85 750
Less Payments	148 989	112 842	114 161	96 915	67 614	81 854	66 860	81 601	86 834	58 643	138 997	75 590
Closing Balance	186 748	186 929	118 460	79 297	75 893	45 514	28 868	118 069	141 862	126 764	36 794	10 159



DC48 West Rand (Medium)

Opening Balance	36 497	89 990	75 367	51 739	47 698	104 434	84 343	67 762	67 581	98 877	78 109	54 983
Plus Receipts	72 434	6 582	3 531	18 774	74 150	1 423	681	17 619	48 955	536	408	35
SubTotal	108 931	96 572	78 898	70 514	121 848	105 857	85 024	85 381	116 536	99 413	78 517	55 018
Less Payments	18 941	21 205	27 159	22 816	17 415	21 513	17 263	17 800	17 660	21 304	23 534	15 290
Closing Balance	89 990	75 367	51 739	47 698	104 434	84 343	67 762	67 581	98 877	78 109	54 983	39 788



KZ KWAZULU-NATAL


ETH eThekweni (High)

Opening Balance	6 084 664	6 193 104	6 238 741	5 952 530	5 414 716	5 080 894	4 431 418	4 271 691	3 856 281	4 174 723	3 881 524	3 947 646
Plus Receipts	3 401 580	2 780 014	1 160 578	2 102 471	2 327 372	2 736 692	1 996 493	1 943 757	4 796 474	1 930 518	2 389 165	2 692 732
SubTotal	9 486 244	8 973 118	7 399 318	8 055 002	7 742 087	7 817 586	6 427 910	6 215 447	8 652 755	6 105 241	6 270 688	6 640 378
Less Payments	3 293 141	2 734 377	1 446 788	2 640 286	2 661 193	3 386 168	2 156 220	2 359 166	4 478 032	2 223 717	2 323 042	2 618 614
Closing Balance	6 193 104	6 238 741	5 952 530	5 414 716	5 080 894	4 431 418	4 271 691	3 856 281	4 174 723	3 881 524	3 947 646	4 021 644




KZN21 Vulamehlo (Low)

Opening Balance	8 527	27 862	25 634	19 415	17 596	35 738	31 545	30 340	24 589
Plus Receipts	30 215	1 473	459	2 555	23 221	1 284	3 088	1 496	17 472
SubTotal	38 742	29 336	26 093	21 970	40 818	37 022	34 633	31 836	42 061
Less Payments	10 680	3 702	6 677	4 374	5 080	5 477	4 274	7 267	5 574
Closing Balance	27 862	25 634	19 415	17 596	35 738	31 545	30 340	24 589	36 488




KZN212 Umdoni (Medium)

Opening Balance	5 187	8 749	11 451	13 292	2 703	15 980	5 829	212	2 843	1 779	3 832	1 902
Plus Receipts	34 821	11 690	22 669	13 220	41 900	12 745	7 073	12 121	38 081	19 902	14 575	16 180
SubTotal	40 009	20 439	34 120	26 512	44 602	28 725	12 902	12 334	40 924	21 682	18 407	18 082
Less Payments	31 259	8 989	20 828	23 810	28 622	22 896	12 690	9 491	39 145	17 850	16 505	20 003
Closing Balance	8 749	11 451	13 292	2 703	15 980	5 829	212	2 843	1 779	3 832	1 902	(1 921)




KZN213 Umzumbe (Low)

Opening Balance		52 782	54 358	49 732	46 622	76 655	84 846	77 443	70 069	122 582	122 315	117 051
Plus Receipts	60 379	7 095	2 994	4 838	37 567	16 341	2 946	887	58 984	6 875	1 535	1 819
SubTotal	60 379	59 876	57 351	54 570	84 189	92 996	87 792	78 331	129 053	129 457	123 850	118 869
Less Payments	7 597	5 519	7 619	7 948	7 534	8 150	10 349	8 262	6 471	7 142	6 800	16 178
Closing Balance	52 782	54 358	49 732	46 622	76 655	84 846	77 443	70 069	122 582	122 315	117 051	102 691




KZN214 uMuzwabantu (Low)

Opening Balance	1 828	1 906	4 865	880	1 228	22 270	3 055	1 353	3 426	19 663	878	1 422
Plus Receipts	35 933	13 067	5 286	18 676	41 593	12 217	14 268	18 176	26 753	5 936	48 984	39 967
SubTotal	37 761	14 973	9 889	19 556	42 821	34 487	17 271	19 529	30 180	25 599	49 861	41 389
Less Payments	35 855	10 370	9 009	18 328	20 551	31 484	15 918	16 103	10 516	24 722	48 439	36 911
Closing Balance	1 906	4 603	880	1 228	22 270	3 003	1 353	3 426	19 663	878	1 422	4 479



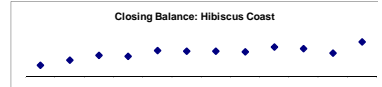
KZN215 Ezingolweni (Low)

Opening Balance		(1 200)	(3 440)	(4 252)	(7 624)	(350)	(4 027)	30	(3 771)	(428)	(7 847)	(12 472)
Plus Receipts	957	1 678	1 384	456	11 143	1 092	7 204	1 083	10 540	511	292	2 603
SubTotal	957	478	(2 056)	(3 796)	3 518	742	3 178	1 113	6 768	83	(7 555)	(9 869)
Less Payments	2 157	3 918	2 196	3 829	3 868	4 769	3 148	4 884	7 196	7 930	4 917	5 327
Closing Balance	(1 200)	(3 440)	(4 252)	(7 624)	(350)	(4 027)	30	(3 771)	(428)	(7 847)	(12 472)	(15 196)




KZN216 Hibiscus Coast (High)

Opening Balance	60 587	85 743	111 017	106 161	136 415	132 452	132 292	129 765	153 866	146 364	123 659
Plus Receipts	91 666	73 579	48 094	43 902	74 948	42 054	47 867	45 410	74 520	46 462	10 159
SubTotal	91 666	134 166	133 837	154 919	181 109	178 469	180 319	177 702	204 285	200 348	156 523
Less Payments	31 079	48 423	22 820	48 758	44 694	46 016	48 027	47 936	50 419	53 984	32 864
Closing Balance	60 587	85 743	111 017	106 161	136 415	132 452	132 292	129 765	153 866	146 364	123 659




DC21 Ugu (High)

Opening Balance	156 050	380 425	311 127	256 790	218 938	198 082	299 692	301 394	233 549	383 677	315 109	300 069
Plus Receipts	271 621	40 621	38 133	70 761	54 019	209 345	53 938	35 586	226 195	28 417	31 447	28 296
SubTotal	427 671	421 046	349 260	327 551	272 957	407 426	353 630	336 979	459 744	412 094	346 556	328 365
Less Payments	47 245	109 919	92 470	108 614	74 875	107 735	52 236	103 431	76 067	96 986	46 487	131 114
Closing Balance	380 425	311 127	256 790	218 938	198 082	299 692	301 394	233 549	383 677	315 109	300 069	197 250




KZN21 uMshwathi (Low)

Opening Balance	661	1 041	1 650	871	561	1 299	1 989	1 078	901	870	622	1 107
Plus Receipts	54 839	16 327	13 659	10 375	40 508	13 654	7 022	8 997	39 756	15 359	13 490	11 250
SubTotal	55 500	17 367	15 309	11 246	41 069	14 952	9 011	10 075	40 657	16 229	14 112	12 357
Less Payments	54 459	15 717	14 439	10 686	39 770	12 963	7 934	9 173	39 788	15 606	13 005	11 880
Closing Balance	1 041	1 650	871	561	1 299	1 989	1 078	901	870	622	1 107	477



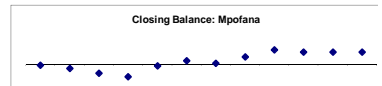
KZN22 uMngeni (Medium)

Opening Balance	8 763	11 261	26 108	5 184	2 900	9 057	2 624	715	3 141	48 353	39 492	25 348
Plus Receipts	41 193	40 031	39 059	42 725	30 525	16 875	19 135	25 197	67 242	16 676	16 517	20 175
SubTotal	49 956	51 292	65 167	47 909	33 425	25 932	21 759	25 911	70 384	65 029	56 009	45 523
Less Payments	38 694	25 184	59 983	45 009	24 369	23 308	21 044	22 770	22 030	25 537	30 661	32 997
Closing Balance	11 261	26 108	5 184	2 900	9 057	2 624	715	3 141	48 353	39 492	25 348	12 526




KZN223 Mpofana (Low)

Opening Balance		(231)	(2 256)	(5 427)	(7 687)	(661)	2 598	960	5 158	9 802	8 164	8 164
Plus Receipts	16 950	9 072	7 247	7 674	14 521	8 353	5 117	11 628	12 139	5 117	8 164	8 164
SubTotal	16 950	8 841	4 990	2 247	6 834	7 692	7 715	12 588	17 297	10 234	16 328	16 328
Less Payments	17 182	11 097	10 417	9 934	7 496	5 094	6 755	7 496	6 755	6 755	8 164	8 164
Closing Balance	(231)	(2 256)	(5 427)	(7 687)	(661)	2 598	960	5 158	9 802	8 164	8 164	8 164



KZN224 Impendle (Low)

Opening Balance	7 650	(39)	(951)	(2 624)	(4 413)	2 357	(659)	(3 086)	(5 208)	695	(1 899)	(1 857)
Plus Receipts	13 666	4 936	2 800	3 201	11 633	1 983	1 168	1 071	9 588	537	(252)	2 344
SubTotal	21 316	4 898	1 849	577	7 220	4 340	509	(2 015)	4 380	1 232	(2 150)	488
Less Payments	21 355	5 849	4 473	4 990	4 862	5 000	3 595	3 193	3 685	3 131	(294)	(7 035)
Closing Balance	(39)	(951)	(2 624)	(4 413)	2 357	(659)	(3 086)	(5 208)	695	(1 899)	(1 857)	7 523



KZN225 Msunduzi (High)

Opening Balance	827 273	1 028 820	982 894	960 339	942 602	995 932	958 463	941 235	1 003 814	1 084 316	1 025 667	969 723
Plus Receipts	541 078	293 497	359 315	315 508	334 810	345 016	236 897	372 853	464 298	264 479	239 077	260 514
SubTotal	1 368 352	1 322 317	1 342 209	1 275 847	1 277 412	1 340 948	1 195 360	1 314 088	1 468 112	1 348 795	1 264 744	1 230 237
Less Payments	339 532	339 423	381 871	333 245	281 480	382 484	254 125	310 273	383 796	323 129	295 021	363 538
Closing Balance	1 028 820	982 894	960 339	942 602	995 932	958 463	941 235	1 003 814	1 084 316	1 025 667	969 723	866 699




KZN226 Mkhambathini (Medium)

Opening Balance	14 501	33 252	29 612	25 130	22 540	33 929	30 189	28 764	26 149	44 978	35 060	28 058
Plus Receipts	20 811	767	1 299	1 345	15 428	1 258</						


KZN233 Indaka (Low)

Opening Balance	103 174	128 693	131 275	125 809	117 486	116 542	121 787	131 987	128 861	155 106	149 939	143 533
Plus Receipts	34 122	5 108	3 654	3 150	5 059	13 900	13 739	5 398	32 587	3 561	2 563	998
SubTotal	137 295	133 801	134 928	128 959	122 545	130 442	135 527	137 385	161 449	158 667	152 501	144 531
Less Payments	8 603	2 526	9 120	11 473	6 003	8 654	3 540	8 524	6 343	8 729	8 968	9 819
Closing Balance	128 693	131 275	125 809	117 486	116 542	121 787	131 987	128 861	155 106	149 939	143 533	134 712




KZN234 Umtshezi (Medium)

Opening Balance	7 340	1 932	1 910	(1 656)	(1 031)	(1 919)	(2 358)	2 395	(296)	(1 279)	(1 504)	(787)
Plus Receipts	34 781	33 413	30 911	33 043	30 856	37 499	32 550	35 374	39 278	27 032	26 451	31 469
SubTotal	42 121	35 345	32 821	31 387	29 825	35 580	30 192	37 769	38 982	25 753	24 947	30 683
Less Payments	40 189	33 434	34 477	32 418	31 744	37 938	27 798	38 064	40 261	27 257	25 734	28 381
Closing Balance	1 932	1 910	(1 656)	(1 031)	(1 919)	(2 358)	2 395	(296)	(1 279)	(1 504)	(787)	2 302



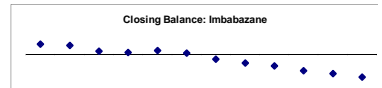
KZN235 Okhahlamba (Low)

Opening Balance	42 798	91 453	89 951	78 179	61 837	83 263	77 155	67 504	60 533	71 472	60 443	62 370
Plus Receipts	70 537	18 116	5 559	3 288	31 693	13 666	2 271	6 734	28 514	1 965	12 617	9 741
SubTotal	113 335	109 569	95 510	81 467	93 530	96 929	79 426	74 238	89 047	73 437	73 060	72 111
Less Payments	21 883	19 618	17 330	19 630	10 267	19 774	11 921	13 705	17 575	12 994	10 690	26 851
Closing Balance	91 453	89 951	78 179	61 837	83 263	77 155	67 504	60 533	71 472	60 443	62 370	45 259




KZN236 Imbabazane (Low)

Opening Balance	49 263	75 608	66 627	22 346	11 290	26 844	7 467	(40 905)	(69 241)	(91 636)	(130 647)	(151 398)
Plus Receipts	40 867	2 267	(36 125)	562	21 690	(12 383)	(39 516)	(13 256)	(14 781)	(24 651)	(14 207)	(14 644)
SubTotal	90 130	77 875	30 502	22 908	32 980	14 461	(32 049)	(54 161)	(84 022)	(116 287)	(144 854)	(166 042)
Less Payments	14 523	11 248	8 156	11 618	6 136	6 994	8 856	15 080	7 614	14 360	6 543	12 945
Closing Balance	75 608	66 627	22 346	11 290	26 844	7 467	(40 905)	(69 241)	(91 636)	(130 647)	(151 398)	(178 987)




DC23 Uthukela (Medium)

Opening Balance	126 554	283 242	250 374	208 780	178 513	215 917	200 921	179 440	150 104	93 655	3 785	(69 638)
Plus Receipts	185 968	10 822	9 409	12 427	109 449	61 701	6 745	24 501	162 620	10 416	8 361	80 880
SubTotal	312 523	294 064	259 983	221 207	287 963	277 618	207 666	203 942	312 724	104 071	12 146	11 242
Less Payments	29 281	43 690	51 203	42 494	72 046	76 697	28 225	53 838	219 069	100 286	81 784	70 331
Closing Balance	283 242	250 374	208 780	178 513	215 917	200 921	179 440	150 104	93 655	3 785	(69 638)	(59 089)




KZN241 Endumeni (Medium)

Opening Balance	1 965	3 776	(1 491)	703	2 180	1 761	(2 240)	1 745	(1 119)	2 755	1 444	(172)
Plus Receipts	40 755	24 896	15 011	28 416	20 338	32 961	18 576	20 853	36 978	17 031	16 993	13 526
SubTotal	42 720	28 671	13 520	29 120	22 518	34 723	16 335	22 598	35 860	19 786	18 638	13 355
Less Payments	38 944	30 162	12 817	26 940	20 757	36 963	14 591	23 716	33 104	18 142	18 810	12 182
Closing Balance	3 776	(1 491)	703	2 180	1 761	(2 240)	1 745	(1 119)	2 755	1 444	(172)	1 173




KZN242 Nquthu (Low)

Opening Balance	80 995	95 253	108 748	105 925	102 791	134 021	110 374	115 712	111 680	152 940	147 823	148 538
Plus Receipts	52 249	18 629	8 024	6 163	37 504	3 512	13 047	5 147	51 534	6 124	9 806	10 296
SubTotal	133 244	113 883	116 771	112 087	140 295	137 533	123 421	120 859	163 214	159 064	157 628	158 834
Less Payments	37 991	5 135	10 847	9 296	6 274	27 159	7 708	9 180	10 274	11 241	9 090	12 305
Closing Balance	95 253	108 748	105 925	102 791	134 021	110 374	115 712	111 680	152 940	147 823	148 538	146 529




KZN244 Msinga (Low)

Opening Balance	76 032	127 416	125 056	123 509	121 961	120 390	118 802	117 205	115 920	103 964	102 091	99 955
Plus Receipts	53 753							5 770				
SubTotal	129 785	127 416	125 056	123 509	121 961	120 390	118 802	117 775	115 920	103 964	102 091	99 955
Less Payments	2 369	2 360	1 547	1 547	1 571	1 589	1 597	1 855	11 956	1 873	2 136	2 009
Closing Balance	127 416	125 056	123 509	121 961	120 390	118 802	117 205	115 920	103 964	102 091	99 955	97 945




KZN245 Umvoti (Medium)

Opening Balance	26 921	24 011	21 280	20 249	15 340	36 020	33 645	26 069	20 786	36 079	15 637	
Plus Receipts	33 176	8 956	8 575	9 268	8 834	32 733	12 811	15 655	11 757	24 401	10 085	23 717
SubTotal	33 176	35 877	32 586	30 549	29 083	48 072	48 831	49 300	37 827	45 187	46 164	39 353
Less Payments	6 255	11 865	11 306	10 300	13 743	12 052	15 187	23 230	17 041	9 108	30 528	37 109
Closing Balance	26 921	24 011	21 280	20 249	15 340	36 020	33 645	26 069	20 786	36 079	15 637	2 244




DC24 Umzinyathi (Low)

Opening Balance	1 798	28 572	1 424	31 465	24 099	113 008	64 212	32 910	15 745	98 460	41 414	18 615
Plus Receipts	172 255	14 313	84 399	19 658	208 995	(1 268)	2 546	12 477	159 563	2 889	18 409	35 229
SubTotal	174 053	42 885	85 823	51 123	233 093	111 740	66 758	45 387	175 308	101 348	59 823	53 844
Less Payments	145 481	41 460	54 358	27 024	120 085	47 528	33 848	29 642	76 849	59 934	41 207	41 960
Closing Balance	28 572	1 424	31 465	24 099	113 008	64 212	32 910	15 745	98 460	41 414	18 615	11 885




KZN252 Newcastle (High)

Opening Balance	327 907	303 951	353 886	256 661	142 019	216 449	254 686	213 001	94 563	213 819	140 439	30 482
Plus Receipts	69 767	183 012	80 586	54 954	221 156	196 755	62 163	46 234	297 341	102 066	53 092	56 465
SubTotal	397 675	486 963	433 942	311 615	363 175	413 204	316 849	259 235	391 904	315 885	193 531	86 947
Less Payments	93 723	133 077	177 281	169 596	146 726	158 518	103 848	164 671	178 085	170 446	163 049	242 427
Closing Balance	303 951	353 886	256 661	142 019	216 449	254 686	213 001	94 563	213 819	140 439	30 482	(155 480)



KZN253 eMadiangeni (Low)

Opening Balance	8 015	15 890	11 556	8 542	13 905	17 616	14 649	8 083	10 358	12 452	11 300	
Plus Receipts	14 608	7 606	2 454	10 631	7 446	8 953	2 015	7 727	11 012	2 641	2 072	
SubTotal	22 623	23 496	14 010	19 173	21 351	26 569	16 664	15 810	21 371	15 094	13 372	
Less Payments	6 133	11 940	5 468	5 268	3 735	11 921	8 581	5 451	8 918	3 794	3 799	
Closing Balance	15 890	11 556	8 542	13 905	17 616	14 649	8 083	10 358	12 452	11 300	9 574	




KZN254 Dannhauser (Low)

Opening Balance	684	28 309	24 008	17 877	16 725	32 977	53 950	57 175	52 208	64 859	56 502	48 881
Plus Receipts	36 292	3 561	4 089	9 626	23 080	28 629	10 931	2 313	21 046	745	594	2 721
SubTotal	36 976	31 870	28 098	27 503	39 805	61 607	64 881	59 488	73 255	65 603	57 096	51 602
Less Payments	8 667	7 862	10 221	10 778	8 827	7 657	7 706	7 219	8 396	9 101	8 216	230
Closing Balance	28 309	24 008	17 877	16 725	32 977	53 950	57 175	52 208	64 859	56 502	48 881	51 371



DC25 Amajuba (Low)

Opening Balance	329	38 451	31 417	21 330	6 349	34 578	19 260	12 037	6 195	34 919	15 292	5 364
Plus Receipts	62 595	7 930	1 204	1 244	35 954	12 462	2 207	755	58 941	419	1 202	1 321
SubTotal	62 924	46 381	32 622	22 574	42 303	47 040	21 467	12 793	65 136	35 339	16 494	6 685
Less Payments	24 473	14 964	11 292	16 225	7 725	27 780	9 430	6 598	30 217	20 047	11 130	6 679
Closing Balance	38 451	31 417	21 330	6 349	34 578	19 260	12 037	6 195	34 919	15 292	5 364	5

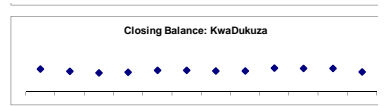


KZN261 eDumbe (Low)


Opening Balance	505	9 768	71	1 657	372	11 976	6 626	2 224	4 760	6 633	258	395
Plus Receipts	27 253	4 937	8 220	6 442	19 622	12 587	3 479	11 243	22 640	2 207	5 214	6 215
SubTotal	27 759	14 705	8 290	8 099	19 994	24 563	10 105	13 467	27			

KZN292 KwaDukuza (High)


Opening Balance	542 371	578 043	521 438	479 824	501 712	544 936	550 339	530 205	535 525	605 358	596 048	594 103
Plus Receipts	97 147	72 769	64 937	114 853	133 851	123 310	78 319	83 999	153 409	78 893	88 093	102 143
SubTotal	639 518	650 812	586 375	594 677	635 564	668 246	628 658	614 204	688 934	684 251	684 141	696 245
Less Payments	61 475	129 374	106 551	92 965	90 628	117 906	98 453	78 679	83 576	88 202	90 038	188 044
Closing Balance	578 043	521 438	479 824	501 712	544 936	550 339	530 205	535 525	605 358	596 048	594 103	507 841

**KZN293 Ndwedwe (Low)**

Opening Balance	57 174	94 599	85 703	80 777	81 497	118 117	114 728	105 885	93 717	102 713	95 852	91 017
Plus Receipts	43 305	2 841	3 167	9 717	56 431	8 592	5 156	926	27 965	4 908	1 613	2 781
SubTotal	100 479	97 439	88 870	90 494	138 128	126 709	119 884	106 811	121 681	107 621	97 465	93 798
Less Payments	5 890	11 736	8 093	8 996	20 011	11 981	13 999	13 095	18 968	11 769	6 448	19 265
Closing Balance	94 599	85 703	80 777	81 497	118 117	114 728	105 885	93 717	102 713	95 852	91 017	74 533

**KZN294 Maphumulo (Medium)**

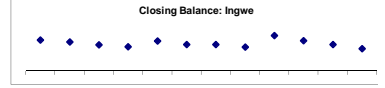
Opening Balance	35 081	64 041	58 128	64 149	65 924	80 595	79 357	73 454	73 036	88 880	80 573	76 243
Plus Receipts	34 401	1 719	14 689	6 781	24 358	12 142	1 046	6 475	25 455	1 095	1 772	911
SubTotal	69 482	65 760	72 817	70 930	90 281	92 737	80 403	79 929	98 491	89 975	82 345	77 213
Less Payments	5 441	7 632	8 667	5 006	9 686	13 380	6 949	6 893	9 612	9 402	6 102	13 013
Closing Balance	64 041	58 128	64 149	65 924	80 595	79 357	73 454	73 036	88 880	80 573	76 243	64 200

**DC29 iLembe (Low)**

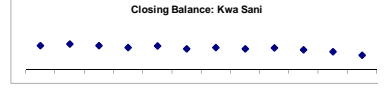
Opening Balance	44 838	126 931	87 721	78 052	47 207	100 422	28 796	17 859	(17 239)	83 311	21 333	12 264
Plus Receipts	185 312	21 031	4 012	34 814	105 978	24 253	77 120	51 030	178 626	6 147	7 516	30 259
SubTotal	230 151	147 962	91 732	112 866	153 185	124 675	105 916	68 889	161 387	89 459	28 849	42 523
Less Payments	103 220	60 241	13 680	65 659	52 763	95 880	88 057	86 128	78 076	68 125	16 586	32 700
Closing Balance	126 931	87 721	78 052	47 207	100 422	28 796	17 859	(17 239)	83 311	21 333	12 264	9 823

**KZN431 Ingwe (Medium)**

Opening Balance	52 421	79 249	74 284	67 443	62 619	77 353	68 240	68 393	61 770	91 249	77 863	68 010
Plus Receipts	34 270	3 291	2 867	4 062	25 282	3 475	6 423	788	38 269	337	1 101	1 609
SubTotal	86 690	82 540	77 151	71 505	87 901	80 829	74 664	69 182	100 039	91 586	78 964	69 619
Less Payments	7 441	8 256	9 707	8 887	10 548	12 588	6 270	7 412	8 790	13 723	10 954	12 420
Closing Balance	79 249	74 284	67 443	62 619	77 353	68 240	68 393	61 770	91 249	77 863	68 010	56 999

**KZN432 Kwa Sani (Low)**


Opening Balance	26 283	31 255	33 270	31 195	28 568	30 856	26 971	28 618	26 964	28 314	25 681	23 281
Plus Receipts	12 822	18 137	3 550	4 830	8 873	6 548	4 788	2 162	5 816	1 373	1 773	1 763
SubTotal	39 105	49 392	36 820	36 025	37 441	37 403	31 759	30 780	32 780	29 687	27 454	25 044
Less Payments	7 850	16 121	5 625	7 457	6 585	10 432	3 141	3 816	4 466	4 007	4 173	6 129
Closing Balance	31 255	33 270	31 195	28 568	30 856	26 971	28 618	26 964	28 314	25 681	23 281	18 915

**KZN433 Greater Kokstad (Low)**


Opening Balance	4 163	15 079	5 481	2 787	29 916	30 129	7 054	5 493	3 626	10 938	10 265	5 964
Plus Receipts	41 453	15 555	25 585	51 151	23 023	(1 711)	17 929	17 816	31 543	18 011	19 163	24 851
SubTotal	45 616	30 634	31 066	53 937	52 939	28 418	24 983	23 309	35 168	28 949	29 428	30 815
Less Payments	30 537	25 153	28 280	24 021	22 811	21 364	19 490	19 683	24 230	18 684	23 464	30 842
Closing Balance	15 079	5 481	2 787	29 916	30 129	7 054	5 493	3 626	10 938	10 265	5 964	(27)

**KZN434 Ubuhlebezwe (Low)**

Opening Balance	29 467	15 903	16 968	18 529	34 024	33 286	18 489	(4 117)	40 096	5 441	11 157	6 813
Plus Receipts	40 248	12 025	3 177	9 037	29 761	26 561	5 894	3 566	61 889	5 836	19 015	13 907
SubTotal	40 248	41 492	19 080	26 005	48 290	60 585	39 181	22 055	57 772	45 933	24 457	25 064
Less Payments	10 781	25 589	2 112	7 476	14 266	27 299	20 691	26 172	17 675	40 491	13 300	18 251
Closing Balance	29 467	15 903	16 968	18 529	34 024	33 286	18 489	(4 117)	40 096	5 441	11 157	6 813

**KZN435 Umzimkhulu (Medium)**

Opening Balance	51 715	122 967	122 507	114 809	103 870	131 890	144 298	128 463	113 977	142 620	134 430	115 130
Plus Receipts	80 722	9 715	2 578	6 143	44 482	28 939	4 092	2 857	44 921	10 973	1 155	974
SubTotal	132 437	132 682	125 086	120 952	148 352	160 829	148 390	131 320	158 897	153 593	135 586	116 104
Less Payments	9 470	10 175	10 277	17 081	16 462	16 531	19 927	17 343	16 277	19 162	20 456	22 071
Closing Balance	122 967	122 507	114 809	103 870	131 890	144 298	128 463	113 977	142 620	134 430	115 130	94 033


**DC43 Harry Gwala (Low)**

Opening Balance	29 474	178 129	138 130	117 967	62 057	124 328	82 930	85 717	32 197	123 474	58 326	37 082
Plus Receipts	200 911	10 070	5 805	8 521	107 893	34 100	32 668	8 497	129 696	2 656	4 606	6 277
SubTotal	230 385	188 199	143 935	126 488	169 950	158 428	115 598	94 214	161 893	126 131	62 932	43 359
Less Payments	52 256	50 069	25 968	64 431	45 622	75 498	29 881	62 017	38 419	67 804	25 850	17 488
Closing Balance	178 129	138 130	117 967	62 057	124 328	82 930	85 717	32 197	123 474	58 326	37 082	25 871



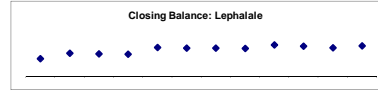
LIM361 Thabazimbi (Low)

Opening Balance	860	27 978	18 807	17 761	10 641	20 008	19 015	14 895	1 196	(3 585)	(12 126)	(12 731)
Plus Receipts	38 482	11 012	14 433	8 306	24 150	24 423	11 449	10 649	18 981	7 272	18 045	18 417
SubTotal	39 341	38 990	33 240	26 067	34 790	44 430	30 464	25 543	20 178	3 687	5 918	5 686
Less Payments	11 363	20 183	15 479	15 427	14 783	25 416	15 569	24 347	23 763	15 813	18 649	21 083
Closing Balance	27 978	18 807	17 761	10 641	20 008	19 015	14 895	1 196	(3 585)	(12 126)	(12 731)	(15 397)



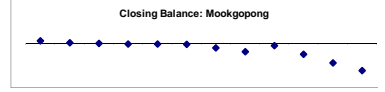
LIM362 Lephalale (Medium)

Opening Balance	46 938	91 147	119 193	116 499	114 696	149 629	146 679	146 682	144 167	163 386	156 040	147 844
Plus Receipts	74 080	58 284	27 316	25 676	64 045	26 305	30 478	26 445	58 365	21 565	24 179	33 467
SubTotal	121 018	149 432	146 508	142 175	178 741	175 934	177 156	173 127	202 532	184 951	180 219	181 311
Less Payments	29 871	30 239	30 009	27 479	29 112	29 256	30 474	28 961	39 146	28 911	32 376	24 267
Closing Balance	91 147	119 193	116 499	114 696	149 629	146 679	146 682	144 167	163 386	156 040	147 844	157 044



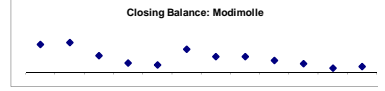
LIM363 Mookgopong (Medium)

Opening Balance	122	6 652	1 040	(449)	(1 648)	(2 407)	(3 114)	(11 536)	(21 529)	(6 184)	(28 367)	(50 901)
Plus Receipts	24 628	9 722	9 307	6 842	5 660	13 611	5 674	6 696	38 941	4 859	6 588	10 365
SubTotal	24 750	16 374	10 347	6 393	4 012	11 204	2 560	(4 840)	17 411	(1 325)	(21 779)	(40 536)
Less Payments	18 098	15 334	10 796	8 042	6 419	14 318	14 096	16 689	23 595	27 042	29 122	30 359
Closing Balance	6 652	1 040	(449)	(1 648)	(2 407)	(3 114)	(11 536)	(21 529)	(6 184)	(28 367)	(50 901)	(70 896)




LIM365 Modimolle (Low)

Opening Balance	34 643	59 141	62 790	35 921	20 941	16 601	49 129	33 879	34 065	26 232	19 282	9 891
Plus Receipts	50 275	17 949	13 817	18 337	18 216	50 637	14 903	17 850	31 578	17 338	14 488	16 825
SubTotal	84 919	77 090	76 608	54 258	39 157	67 239	64 033	51 729	65 643	43 570	33 770	26 716
Less Payments	25 778	14 300	10 796	8 042	6 419	14 318	14 096	16 689	23 595	27 042	29 122	30 359
Closing Balance	59 141	62 790	35 921	20 941	16 601	49 129	33 879	34 065	26 232	19 282	9 891	13 503



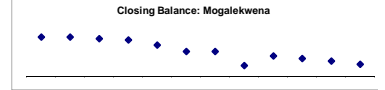
LIM366 Bela Bela (Medium)

Opening Balance		12 023	897	(9 914)	(22 335)	(12 561)	(21 380)	(31 617)	(39 439)			
Plus Receipts	54 178	20 399	18 248	16 761	36 469	22 915	19 018	15 506				
SubTotal	54 178	32 422	19 144	6 847	14 134	10 354	(2 362)	(16 112)				
Less Payments	42 155	31 525	29 059	29 182	26 495	31 735	29 255	23 327				
Closing Balance	12 023	897	(9 914)	(22 335)	(12 561)	(21 380)	(31 617)	(39 439)				



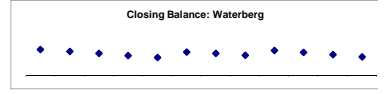
LIM367 Mogalakwena (Low)

Opening Balance	464 287	546 510	543 798	522 815	505 757	435 384	345 925	347 337	153 162	285 440	246 542	215 214
Plus Receipts	165 475	67 064	41 686	45 083	68 781	103 462	123 446	(24 931)	183 723	51 521	36 208	32 509
SubTotal	629 762	613 574	585 484	567 898	574 538	538 846	469 371	322 406	336 884	336 961	282 830	247 803
Less Payments	83 252	69 776	62 669	62 141	139 154	192 920	122 034	169 244	51 444	90 419	67 616	79 992
Closing Balance	546 510	543 798	522 815	505 757	435 384	345 925	347 337	153 162	285 440	246 542	215 214	167 810




DC36 Waterberg (Low)

Opening Balance	68 176	100 857	93 863	86 284	77 739	69 682	91 396	85 642	78 129	96 877	90 082	81 187
Plus Receipts	40 026	472	1 428	840	1 029	34 535	739	1 010	27 980	1 386	2 085	1 835
SubTotal	108 203	101 329	95 291	87 124	78 769	104 217	92 135	86 652	106 108	98 264	92 167	83 022
Less Payments	7 345	7 466	9 007	9 385	9 086	12 821	6 494	8 523	9 231	8 181	10 980	11 004
Closing Balance	100 857	93 863	86 284	77 739	69 682	91 396	85 642	78 129	96 877	90 082	81 187	72 018




LIM41 Ephraim Mogale (Low)

Opening Balance	37 891	35 252	34 181	30 195	26 568	63 117	59 095	57 430	100 724	96 936	95 336	86 463
Plus Receipts	44 372	8 668	11 375	6 385	6 681	47 300	7 246	8 262	52 186	7 182	7 458	8 693
SubTotal	44 372	46 559	46 627	40 567	36 875	73 868	70 363	67 357	109 616	107 906	104 394	104 030
Less Payments	6 481	11 306	12 446	10 372	10 308	10 751	11 268	9 928	8 892	10 970	9 058	11 567
Closing Balance	37 891	35 252	34 181	30 195	26 568	63 117	59 095	57 430	100 724	96 936	95 336	86 463



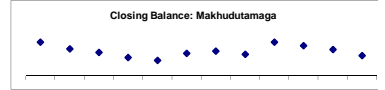
LIM472 Elias Motsoaledi (Medium)

Opening Balance	35 400	84 146	69 178	73 854	49 295	90 369	56 902	63 743	45 353	108 515	82 774	58 668
Plus Receipts	74 198	6 654	18 220	8 617	65 522	4 658	24 539	28 490	91 191	14 381	14 607	10 661
SubTotal	109 598	90 800	87 398	82 471	114 817	95 027	81 441	92 233	136 543	122 896	97 381	69 329
Less Payments	25 452	21 623	13 544	33 176	24 447	38 125	17 698	46 881	28 028	40 122	38 713	37 754
Closing Balance	84 146	69 178	73 854	49 295	90 369	56 902	63 743	45 353	108 515	82 774	58 668	31 575



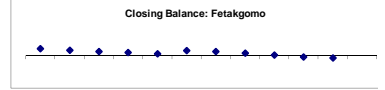
LIM473 Makhudutamaga (Low)

Opening Balance	94 825	174 742	139 758	120 521	95 266	79 485	116 543	127 247	111 667	174 318	155 272	136 443
Plus Receipts	96 088	8 479	1 402	1 716	8 716	55 241	27 515	10 495	78 839	3 706	17 075	3 398
SubTotal	190 913	183 220	141 161	122 297	103 982	134 726	144 058	137 742	190 506	178 024	172 346	139 841
Less Payments	16 171	43 462	20 639	27 032	24 497	18 183	16 811	26 075	16 188	22 752	35 903	35 783
Closing Balance	174 742	139 758	120 521	95 266	79 485	116 543	127 247	111 667	174 318	155 272	136 443	104 057



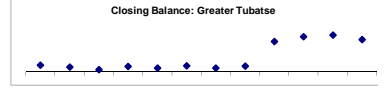
LIM474 Fetakgomo (Low)

Opening Balance	6 148	33 989	26 493	20 094	14 121	8 588	24 211	19 903	11 153	1 002	(7 723)	(13 364)
Plus Receipts	32 036	1 837	1 007	885	835	21 635	1 721	563	785	785	1 164	
SubTotal	38 184	35 826	27 499	20 979	14 956	30 223	25 932	20 466	11 938	1 788	(6 559)	
Less Payments	4 195	9 334	7 405	6 858	6 368	6 012	6 029	9 314	10 936	9 511	6 805	
Closing Balance	33 989	26 493	20 094	14 121	8 588	24 211	19 903	11 153	1 002	(7 723)	(13 364)	



LIM475 Greater Tubatse (Low)

Opening Balance		33 363	23 497	9 902	27 529	19 140	29 907	18 055	29 151	155 522	181 399	188 488
Plus Receipts	62 416	7 892	6 881	38 051	10 741	37 431	7 479	27 574	157 270	47 357	28 731	6 887
SubTotal	62 416	41 256	30 377	47 953	38 269	56 571	37 386	45 629	186 421	202 879	210 130	195 374
Less Payments	29 053	17 759	20 475	20 424	19 129	26 664	19 330	16 478	30 899	21 479	21 643	28 799
Closing Balance	33 363	23 497	9 902	27 529	19 140	29 907	18 055	29 151	155 522	181 399	188 488	166 575



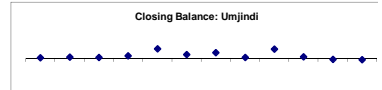
DC47 Sekhukhune (High)

Opening Balance		147 915	115 240	64 631	24 682	136 836	56 311	7 371	(63 665)	189 122	120 437	139 997
Plus Receipts	205 159	8 151	3 425	3 277	179 435	6 982	4 209	357	312 233	6 966	83 812	82 160
SubTotal	205 159	156 066	118 865	67 908	204 117	143 818	60 520	7 728	248 568	196 088	204 249	222 158
Less Payments	57 244	40 826	54 234	43 225	67 281	87 507	53 149	71 393	59 446	75 651	64 252	72 879
Closing Balance	147 915	115 240	64 631	24 682	136 836	56 311	7 371	(63 665)	189 122	120 437	139 997	149 279



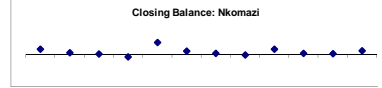
MP323 Umjindi (Medium)

Opening Balance	35	576	2 291	1 864	5 558	23 723	9 120	13 619	1 812	22 753	3 156	(3 269)
Plus Receipts	19 984	16 474	16 797	25 266	34 122	16 991	24 863	11 993	45 966	9 036	16 247	35 181
SubTotal	20 019	17 050	19 088	27 130	39 680	40 713	33 983	25 613	47 778	31 790	19 403	31 912
Less Payments	19 443	14 759	17 224	21 572	15 957	31 593	20 364	23 801	25 025	28 634	22 673	36 062
Closing Balance	576	2 291	1 864	5 558	23 723	9 120	13 619	1 812	22 753	3 156	(3 269)	(4 151)



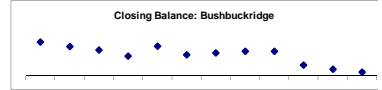
MP324 Nkomazi (Medium)

Opening Balance	2 896	49 275	11 973	262	(28 744)	117 265	29 332	5 617	(12 050)	48 522	4 971	4 172
Plus Receipts	184 184	33 213	21 764	22 206	214 211	81 375	19 048	37 393	152 576	21 765	34 998	106 357
SubTotal	187 080	82 488	33 737	22 468	185 467	198 640	48 381	43 010	140 526	70 286	39 970	110 529
Less Payments	137 804	70 515	33 475	51 212	68 202	169 308	42 763	55 040	92 004	65 315	35 798	77 110
Closing Balance	49 275	11 973	262	(28 744)	117 265	29 332	5 617	(12 050)	48 522	4 971	4 172	33 418



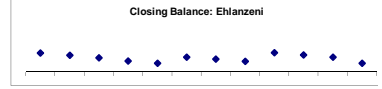
MP325 Bushbuckridge (Low)

Opening Balance	152 540	440 970	383 152	334 435	256 449	385 787	273 333	297 084	321 452	320 353	142 217	86 382
Plus Receipts	418 691	2 172	1 980	1 871	186 664	4 743	59 140	77 529	74 085	5 371	9 568	10 585
SubTotal	571 231	443 142	385 132	336 306	443 113	390 530	332 473	374 613	395 537	325 724	151 785	96 967
Less Payments	130 261	59 990	50 697	79 857	57 326	117 197	35 388	53 161	75 184	183 507	65 403	46 965
Closing Balance	440 970	383 152	334 435	256 449	385 787	273 333	297 084	321 452	320 353	142 217	86 382	50 002




DC32 Ehlanzeni (High)

Opening Balance	28 608	98 892	86 876	73 333	55 940	45 144	77 163	67 393	55 711	99 203	88 181	75 863
Plus Receipts	80 881	453	471	354	293	64 747	373	345	54 856	433	478	1 816
SubTotal	109 489	99 345	87 346	73 686	56 233	109 890	77 536	67 738	110 568	99 636	88 658	77 679
Less Payments	10 598	12 469	14 013	17 747	11 089	32 727	10 142	12 027	11 365	11 455	12 796	33 251
Closing Balance	98 892	86 876	73 333	55 940	45 144	77 163	67 393	55 711	99 203	88 181	75 863	44 427



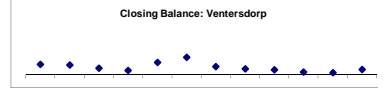
DC39 Dr Ruth Segomotsi Mompoti (Medium)

Opening Balance	26 631	55 174	14 883	16 286	13 413	811	4 723	7 700	34 994	5 775	12 634	3 065
Plus Receipts	117 642	52 029	44 813	29 298	76 533	65 525	13 928	48 359	4 678	63 956	34 372	83 203
SubTotal	144 273	107 204	59 696	45 584	89 945	66 336	18 651	56 059	39 672	69 731	47 006	86 268
Less Payments	89 098	92 321	43 410	32 171	89 134	61 613	10 951	21 065	33 897	57 097	43 941	82 752
Closing Balance	55 174	14 883	16 286	13 413	811	4 723	7 700	34 994	5 775	12 634	3 065	3 516



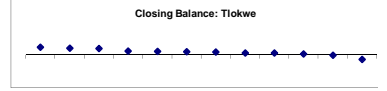
NW401 Ventersdorp (Medium)

Opening Balance	9 282	12 919	12 012	7 993	5 051	15 319	21 920	10 082	7 216	6 083	3 035	2 065
Plus Receipts	32 909	5 865	5 367	7 704	19 076	20 662	3 832	7 440	11 196	4 601	5 100	14 599
SubTotal	42 191	18 784	17 379	15 697	24 127	35 981	25 752	17 522	18 413	10 684	8 135	16 664
Less Payments	29 272	6 771	9 387	10 646	8 808	14 060	15 670	10 306	12 330	7 649	6 070	10 262
Closing Balance	12 919	12 012	7 993	5 051	15 319	21 920	10 082	7 216	6 083	3 035	2 065	6 402



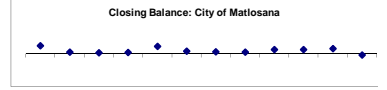
NW402 Tlokwe (High)

Opening Balance	157 714	198 938	170 430	160 677	94 210	87 347	77 766	69 619	45 834	44 472	21 774	(11 420)
Plus Receipts	134 583	94 354	92 505	111 383	77 466	104 111	74 414	85 432	111 307	78 887	78 624	44 713
SubTotal	292 297	293 292	262 934	272 060	171 676	191 458	152 180	155 051	157 141	123 359	100 398	33 293
Less Payments	93 359	122 862	102 257	177 850	84 330	113 692	82 561	109 217	112 669	101 585	111 819	146 873
Closing Balance	198 938	170 430	160 677	94 210	87 347	77 766	69 619	45 834	44 472	21 774	(11 420)	(113 580)



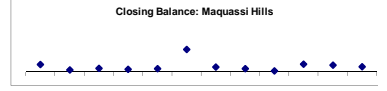
NW403 City Of Matlosana (High)

Opening Balance	16 375	82 188	14 946	7 831	14 109	75 493	26 155	19 721	16 966	41 656	43 198	51 355
Plus Receipts	237 349	103 663	120 201	111 016	203 649	117 878	84 043	116 813	152 284	111 247	143 516	174 419
SubTotal	253 724	185 851	135 147	118 847	217 758	193 371	110 198	136 535	169 250	152 903	186 714	225 774
Less Payments	171 536	170 904	127 316	104 738	142 265	167 216	90 477	119 569	127 594	109 705	135 359	239 404
Closing Balance	82 188	14 946	7 831	14 109	75 493	26 155	19 721	16 966	41 656	43 198	51 355	(13 630)




NW404 Maquassi Hills (Medium)

Opening Balance	976	243	457	333	415	2 891	615	431	131	1 004	862
Plus Receipts	41 508	10 509	11 075	10 864	9 856	56 634	9 048	25 379	21 448	20 567	58 546
SubTotal	41 508	11 485	11 318	11 321	10 189	57 049	11 939	25 994	21 879	20 699	59 550
Less Payments	40 532	11 242	10 861	10 988	9 775	54 158	11 324	25 562	21 748	19 694	58 688
Closing Balance	976	243	457	333	415	2 891	615	431	131	1 004	862




DC40 Dr Kenneth Kaunda (Medium)

Opening Balance	165 553	220 249	196 334	187 396	176 561	212 930	189 203	178 559	164 820	183 283	170 323	148 283
Plus Receipts	65 514	2 138	2 601	971	52 145	616	774	834	46 312	831	449	500
SubTotal	231 068	222 387	198 935	188 367	228 706	213 546	189 977	179 393	211 132	184 115	170 772	148 783
Less Payments	10 819	26 053	11 539	11 806	15 776	24 343	11 418	14 573	27 849	13 792	22 490	18 425
Closing Balance	220 249	196 334	187 396	176 561	212 930	189 203	178 559	164 820	183 283	170 323	148 283	130 358



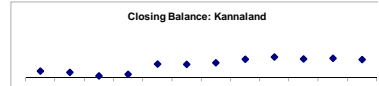
DC3 Overberg (Medium)

Opening Balance	14 710	37 415	30 691	31 302	32 601	21 949	27 635	28 905	24 387	28 319	28 337	17 860
Plus Receipts	30 253	2 208	11 552	13 094	9 17	17 840	9 141	5 342	14 795	9 603	849	6 728
SubTotal	44 962	39 623	42 243	44 396	33 518	39 789	36 776	34 246	39 182	37 921	29 186	24 588
Less Payments	7 547	8 932	10 942	11 795	11 570	12 154	7 871	9 859	10 863	9 584	11 327	12 655
Closing Balance	37 415	30 691	31 302	32 601	21 949	27 635	28 905	24 387	28 319	28 337	17 860	11 933



WC041 Kannaland (Medium)

Opening Balance	1 165	8 095	6 489	1 627	3 959	16 884	16 683	18 771	23 248	26 212	23 884	24 320
Plus Receipts	18 168	7 087	4 105	6 506	16 889	7 288	8 722	12 328	15 975	5 519	7 353	4 854
SubTotal	19 333	15 182	10 593	8 133	20 848	24 172	25 405	31 099	39 223	31 732	31 236	29 174
Less Payments	11 238	8 694	8 967	4 174	3 964	7 490	6 634	7 850	13 011	7 848	6 917	6 156
Closing Balance	8 095	6 489	1 627	3 959	16 884	16 683	18 771	23 248	26 212	23 884	24 320	23 018




WC042 Hessesqua (Medium)

Opening Balance	52 583	55 380	58 688	72 111	73 649	72 741	72 988	88 320	94 243	141 872	150 224	147 378
Plus Receipts	42 912	27 564	38 666	70 078	27 418	34 172	40 614	28 396	87 439	33 092	22 401	40 787
SubTotal	95 494	82 943	97 354	142 188	101 067	106 913	113 602	116 716	181 682	174 964	172 625	188 165
Less Payments	40 115	24 255	25 243	68 539	28 326	33 925	25 282	22 473	39 810	24 740	25 247	52 923
Closing Balance	55 380	58 688	72 111	73 649	72 741	72 988	88 320	94 243	141 872	150 224	147 378	135 242



WC043 Mossel Bay (High)

Opening Balance	243 836	269 235	267 259	273 518	275 063	290 435	282 463	285 013	285 552	328 749	325 169	319 270
Plus Receipts	215 930	45 482	52 868	59 995	52 298	54 730	47 371	66 956	60 751	47 118	55 824	71 848
SubTotal	459 767	314 717	320 127	333 513	327 360	345 166	329 834	351 969	346 303	375 868	380 993	391 118
Less Payments	190 532	47 458	46 609	58 450	36 925	62 703	44 821	66 416	17 554	50 699	61 723	71 888
Closing Balance	269 235	267 259	273 518	275 063	290 435	282 463	285 013	285 552	328 749	325 169	319 270	319 230



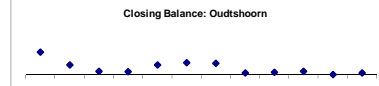
WC044 George (High)

Opening Balance	387 195	461 684	457 028	443 548	465 005	491 636	420 582	412 060	426 456	514 112	507 857	493 216
Plus Receipts	182 269	116 071	76 872	125 237	139 650	116 401	126 307	215 432	219 817	161 365	101 018	93 608
SubTotal	569 464	577 755	533 899	568 784	604 655	608 036	546 889	627 492	646 273	675 477	608 875	586 824
Less Payments	107 779	120 728	90 859	103 779	113 019	187 456	134 829	201 036	132 161	147 620	115 678	240 896
Closing Balance	461 684	457 028	443 548	465 005	491 636	420 582	412 060	426 456	514 112	507 857	493 216	345 928



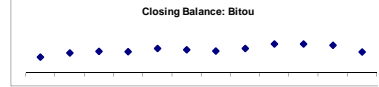
WC045 Oudtshoorn (Medium)

Opening Balance	2 859	11 555	4 998	1 764	1 580	5 085	6 135	5 806	794	1 269	1 764	65
Plus Receipts	40 519	36 238	40 987	41 229	52 245	51 574	30 929	55 831	93 415	38 863	39 919	58 272
SubTotal	43 378	47 793	45 985	42 993	53 825	56 660	37 064	61 637	94 208	40 132	41 683	58 278
Less Payments	31 823	42 795	44 221	41 413	48 740	50 525	31 258	60 844	92 939	38 367	41 618	57 450
Closing Balance	11 555	4 998	1 764	1 580	5 085	6 135	5 806	794	1 269	1 764	65	628



WC047 Bitou (Medium)

Opening Balance	54 274	80 564	101 607	109 581	108 329	124 891	117 331	111 080	124 572	147 612	147 094	141 595
Plus Receipts	61 633	54 485	43 848	38 869	52 749	39 202	31 746	57 817	66 298	29 025	31 163	13 141
SubTotal	115 907	135 049	145 455	148 450	161 078	164 093	149 076	168 897	190 870	176 638	178 257	154 736
Less Payments	35 343	33 442	35 874	40 121	36 187	46 762	37 997	44 325	43 258	29 543	36 662	48 829
Closing Balance	80 564	101 607	109 581	108 329	124 891	117 331	111 080	124 572	147 612	147 094	141 595	105 907



WC048 Knysna (Medium)

Opening Balance	17 303	59 784	56 206	73 220	77 960	74 779	92 759	91 301	95 805	116 287	98 378	94 633
Plus Receipts	89 384	53 400	88 419	50 619	40 894	75 437	39 225	50 659	71 095	34 762	46 783	41 300
SubTotal	106 687	113 184	144 625	123 839	118 853	150 216	131 983	141 959	166 900	151 049	145 161	135 933
Less Payments	46 903	56 979	73 205	45 879	44 075	57 457	40 682	46 154	50 613	52 671	50 529	75 057
Closing Balance	59 784	56 206	71 420	77 960	74 779	92 759	91 301	95 805	116 287	98 378	94 633	60 876



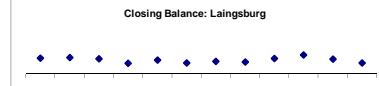
DC4 Eden (Medium)

Opening Balance	14 487	82 555	118 296	18 857	15 268	116 481	152 119	133 991	114 233	143 883	125 805	113 505
Plus Receipts	118 580	43 155	3 128	93 361	212 851	89 717	100 443	4 393	134 939	132 342	4 108	112 956
SubTotal	133 067	125 710	121 424	112 218	228 119	206 198	252 562	138 384	249 172	276 226	129 913	226 461
Less Payments	50 512	7 414	102 567	96 950	111 638	54 079	118 571	24 151	105 299	150 421	16 408	122 781
Closing Balance	82 555	118 296	18 857	15 268	116 481	152 119	133 991	114 233	143 883	125 805	113 505	103 680



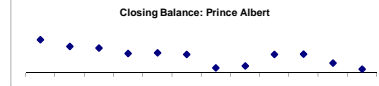
WC051 Laingsburg (Medium)

Opening Balance	8 054	20 509	21 196	19 651	13 792	17 776	14 284	16 129	15 375	19 875	24 551	19 236
Plus Receipts	16 070	4 746	2 923	2 680	9 393	6 054	3 781	4 739	8 246	7 628	1 797	2 188
SubTotal	24 125	25 255	24 119	22 331	23 185	23 831	18 064	20 868	23 621	27 503	26 347	21 424
Less Payments	3 616	4 059	4 467	8 539	5 409	9 547	1 935	5 493	3 746	2 952	7 112	7 304
Closing Balance	20 509	21 196	19 651	13 792	17 776	14 284	16 129	15 375	19 875	24 551	19 236	14 120



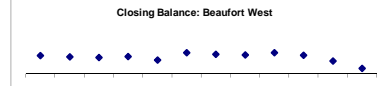
WC052 Prince Albert (Medium)

Opening Balance	3 241	17 044	13 564	12 756	10 051	10 327	9 455	2 526	3 472	9 454	9 709	5 087
Plus Receipts	21 125	11 362	4 948	2 694	15 222	14 272	(2 075)	3 267	11 424	3 235	2 081	2 362
SubTotal	24 367	28 407	18 512	15 450	25 273	24 600	7 380	5 794	14 896	12 688	11 790	7 449
Less Payments	7 322	14 843	5 756	5 399	14 945	15 144	4 854	2 321	5 442	2 979	6 703	5 539
Closing Balance	17 044	13 564	12 756	10 051	10 327	9 455	2 526	3 472	9 454	9 709	5 087	1 911



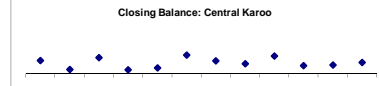
WC053 Beaufort West (Medium)

Opening Balance	5 590	46 194	43 270	41 365	43 824	35 187	53 903	50 021	47 859	54 146	47 521	32 233
Plus Receipts	50 322	16 769	15 565	23 258	10 868	45 415	12 171	13 319	29 284	10 412	9 524	13 601
SubTotal	55 912	62 963	58 835	64 623	54 692	80 602	66 075	63 340	77 143	64 558	57 046	45 835
Less Payments	9 719	19 693	17 470	20 799	19 505	26 699	16 053	15 481	22 997	17 037	24 812	32 211
Closing Balance	46 194	43 270	41 365	43 824	35 187	53 903	50 021	47 859	54 146	47 521	32 233	13 624



DC5 Central Karoo (Medium)

Opening Balance	2 139	6 582	2 019	8 198	1 819	2 904	9 552	6 461	5 006	8 918	4 062	4 339
Plus Receipts	8 262	12 182	1 911	1 171	6 163	11 853	10 100	11 274	7 702	280	5 440	6 433
SubTotal	10 401	18 764	2 210	8 369	7 982	14 757	9 652	17 735	12 708	9 198	9 502	10 772
Less Payments	3 819	16 745	(5 988)	6 550	5 078	5 205	3 191	12 729	3 790	5 136	5 163	5 164
Closing Balance	6 582	2 019	8 198	1 819	2 904	9 552	6 461	5 006	8 918	4 062	4 339	5 608



Source: National Treasury Local Government Databases

]

]

]

]

]

]

]

]

]

]

1
2
3
4
5
6
7
8
9
10
11
12
13
14
15
16
17
18
19
20
21
22
23
24
25
26
27
28
29
30
31
32
33
34
35
36
37
38
39
40
41
42
43
44
45
46
47
48
49
50
51
52
53
54
55
56
57
58
59
60
61
62
63
64
65
66
67
68
69
70
71
72
73
74
75
76
77
78
79
80
81
82
83
84
85
86
87
88
89
90
91
92
93
94
95
96
97
98
99
100

1	2
3	4
5	6
7	8
9	10
11	12
13	14
15	16
17	18
19	20
21	22
23	24
25	26
27	28
29	30
31	32
33	34
35	36
37	38
39	40
41	42
43	44
45	46
47	48
49	50
51	52
53	54
55	56
57	58
59	60
61	62
63	64
65	66
67	68
69	70
71	72
73	74
75	76
77	78
79	80
81	82
83	84
85	86
87	88
89	90
91	92
93	94
95	96
97	98
99	100

1
2
3
4
5
6
7
8
9
10
11
12
13
14
15
16
17
18
19
20
21
22
23
24
25
26
27
28
29
30
31
32
33
34
35
36
37
38
39
40
41
42
43
44
45
46
47
48
49
50
51
52
53
54
55
56
57
58
59
60
61
62
63
64
65
66
67
68
69
70
71
72
73
74
75
76
77
78
79
80
81
82
83
84
85
86
87
88
89
90
91
92
93
94
95
96
97
98
99
100

1
2
3
4
5
6
7
8
9
10
11
12
13
14
15
16
17
18
19
20
21
22
23
24
25
26
27
28
29
30
31
32
33
34
35
36
37
38
39
40
41
42
43
44
45
46
47
48
49
50
51
52
53
54
55
56
57
58
59
60
61
62
63
64
65
66
67
68
69
70
71
72
73
74
75
76
77
78
79
80
81
82
83
84
85
86
87
88
89
90
91
92
93
94
95
96
97
98
99
100



1
2
3
4
5
6
7
8
9
10
11
12
13
14
15
16
17
18
19
20
21
22
23
24
25
26
27
28
29
30
31
32

1
2
3
4
5
6
7
8
9
10
11
12
13
14
15
16
17
18
19
20
21
22
23
24
25
26
27
28
29
30
31
32
33
34
35
36
37
38
39
40
41
42
43
44
45
46
47
48
49
50
51
52
53
54
55
56
57
58
59
60
61
62
63
64
65
66
67
68
69
70
71
72
73
74
75
76
77
78
79
80
81
82
83
84
85
86
87
88
89
90
91
92
93
94
95
96
97
98
99
100

1
1
1
1
1

Table-Of-Contents structure visible on the left margin.

1
2
3
4
5
6
7
8
9
10
11
12
13
14
15
16
17
18
19
20
21
22
23
24
25
26
27
28
29
30
31
32
33
34
35
36
37
38
39
40
41
42
43
44
45
46
47
48
49
50
51
52
53
54
55
56
57
58
59
60
61
62
63
64
65
66
67
68
69
70
71
72
73
74
75
76
77
78
79
80
81
82
83
84
85
86
87
88
89
90
91
92
93
94
95
96
97
98
99
100

1
2
3
4
5
6
7
8
9
10
11
12
13
14
15
16
17
18
19
20
21
22
23
24
25
26
27
28
29
30
31
32
33
34
35
36
37
38
39
40
41
42
43
44
45
46
47
48
49
50
51
52
53
54
55
56
57
58
59
60
61
62
63
64
65
66
67
68
69
70
71
72
73
74
75
76
77
78
79
80
81
82
83
84
85
86
87
88
89
90
91
92
93
94
95
96
97
98
99
100

1
2
3
4
5
6
7
8
9
10

