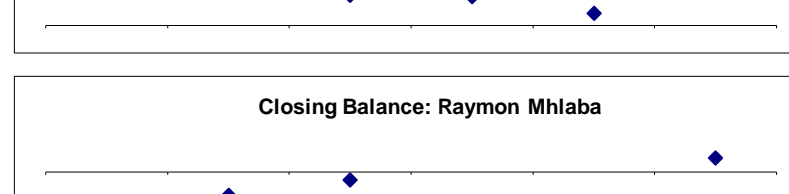






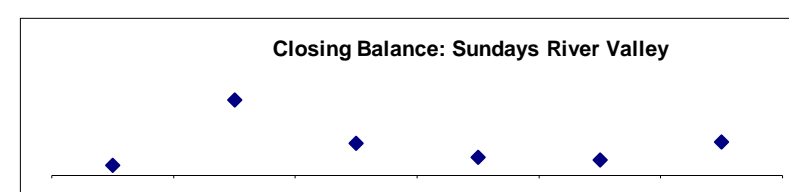








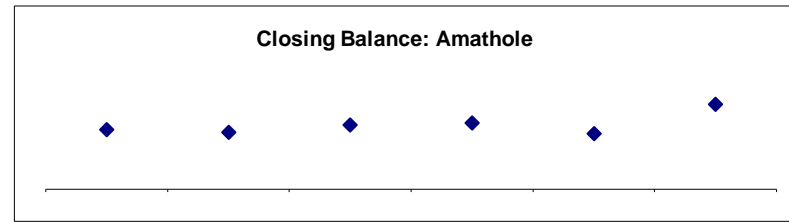
Cash Flow Summary for Financial Year End : 2017

R thousand	July	Aug	Sept	Oct	Nov	Dec
EASTERN CAPE						
BUF Buffalo City (High)						
Opening Balance	2 375 582	2 525 211	2 486 878	2 326 739	2 260 828	2 246 280
Plus Receipts	806 965	360 272	315 067	316 901	620 791	843 179
SubTotal	3 182 547	2 885 483	2 801 945	2 643 640	2 881 620	3 089 459
Less Payments	657 336	398 605	475 206	382 811	635 340	791 064
Closing Balance	2 525 211	2 486 878	2 326 739	2 260 828	2 246 280	2 298 395
NMA Nelson Mandela Bay (High)						
Opening Balance	1 612 505	1 673 704	1 649 937	1 460 734	1 459 026	1 483 861
Plus Receipts	1 130 026	929 967	782 490	732 327	832 721	975 771
SubTotal	2 742 531	2 603 671	2 432 427	2 193 061	2 291 747	2 459 632
Less Payments	1 068 827	953 734	971 693	734 035	807 886	811 855
Closing Balance	1 673 704	1 649 937	1 460 734	1 459 026	1 483 861	1 647 777
EC101 Dr Beyers Naude (Low)						
Opening Balance	772					
Plus Receipts	18 417					
SubTotal	19 189					
Less Payments	17 364					
Closing Balance	1 825					
EC102 Blue Crane Route (Low)						
Opening Balance	14 111	29 218	22 983	16 199	12 741	7 652
Plus Receipts	35 395	13 487	14 959	12 594	15 032	29 671
SubTotal	49 506	42 705	37 942	28 793	27 773	37 323
Less Payments	20 288	19 722	21 743	16 052	20 120	17 668
Closing Balance	29 218	22 983	16 199	12 741	7 652	19 655
EC104 Makana (Medium)						
Opening Balance	5 179	40 500	72 938	77 209	77 377	78 013
Plus Receipts	117 756	51 170	45 327	35 905	45 770	45 486
SubTotal	122 935	91 670	118 265	113 114	123 148	123 499
Less Payments	82 435	18 733	41 056	35 737	45 135	35 328
Closing Balance	40 500	72 938	77 209	77 377	78 013	88 171
EC105 Ndlambe (Low)						
Opening Balance	(5 213)	(1 227)	(5 932)	(5 564)	429	2 404
Plus Receipts	68 038	29 902	33 947	35 064	37 354	75 939
SubTotal	62 825	28 675	28 015	29 500	37 783	78 342
Less Payments	64 052	34 607	33 579	29 071	35 379	79 113
Closing Balance	(1 227)	(5 932)	(5 564)	429	2 404	(770)
EC106 Sundays River Valley (Medium)						
Opening Balance	362	383	2 809	1 198	673	573
Plus Receipts	62 676	15 677	14 248	18 236	20 391	36 684
SubTotal	63 037	16 060	17 057	19 434	21 064	37 257
Less Payments	62 655	13 251	15 859	18 761	20 492	36 020
Closing Balance	383	2 809	1 198	673	573	1 237
EC108 Kouga (Medium)						
Opening Balance	2 563	28 037	38 313	28 471	38 638	17 879
Plus Receipts	87 438	72 531	63 084	52 572	47 467	103 790
SubTotal	90 001	100 568	101 397	81 043	86 105	121 670
Less Payments	61 964	62 255	72 926	42 405	68 225	53 932
Closing Balance	28 037	38 313	28 471	38 638	17 879	67 738
EC109 Kou-Kamma (Medium)						
Opening Balance	113	4 499	2 466	(1 236)		
Plus Receipts	26 668	3 936	2 506	5 209		
SubTotal	26 780	8 435	4 972	3 973		
Less Payments	22 281	5 969	6 208	5 044		
Closing Balance	4 499	2 466	(1 236)	(1 071)		
DC10 Sarah Baartman (Medium)						
Opening Balance	99 301	94 537	89 578	85 988	78 603	66 731
Plus Receipts	348	922	2 863	1 599	2 366	28 923
SubTotal	99 649	95 459	92 441	87 587	80 968	95 653
Less Payments	5 112	5 881	6 453	8 984	14 238	13 913
Closing Balance	94 537	89 578	85 988	78 603	66 731	81 740
EC121 Mbhashe (Low)						
Opening Balance		(29 598)	49 365	35 113	3 127	(19 456)
Plus Receipts		101 166	9 127	12 610	6 463	120 252
SubTotal		71 568	58 492	47 723	9 590	100 796
Less Payments	29 598	22 203	23 379	44 596	29 046	27 302
Closing Balance	(29 598)	49 365	35 113	3 127	(19 456)	73 494
EC122 Mquma (Medium)						
Opening Balance		93 161	74 771	34 921	5 296	(16 572)
Plus Receipts	117 618	11 286	5 637	5 767	2 571	3 527
SubTotal	117 618	104 447	80 409	40 688	7 867	(13 045)
Less Payments	24 457	29 675	45 487	35 392	24 439	43 550
Closing Balance	93 161	74 771	34 921	5 296	(16 572)	(56 595)
EC123 Great Kei (Low)						
Opening Balance	2 040	13 354	11 446	7 625	5 706	349
Plus Receipts	21 317	4 506	4 966	4 932	2 743	23 547
SubTotal	23 358	17 860	16 412	12 557	8 449	23 896
Less Payments	10 004	6 414	8 787	6 852	8 099	14 393
Closing Balance	13 354	11 446	7 625	5 706	349	9 503
EC124 Amahlathi (Low)						
Opening Balance	105 825	143 664	125 089	110 800	102 312	78 668
Plus Receipts	56 509	5 796	12 347	11 715	6 562	43 171
SubTotal	162 335	149 460	137 436	122 516	108 874	121 839
Less Payments	18 671	24 371	26 636	20 203	30 206	31 497
Closing Balance	143 664	125 089	110 800	102 312	78 668	90 342
EC126 Ngqushwa (Medium)						
Opening Balance	1 200	29 006	22 769	14 886	14 155	6 189
Plus Receipts	38 920	4 959	7 993	8 930	3 798	43 760
SubTotal	40 120	33 965	30 762	23 816	17 953	49 950
Less Payments	11 114	11 196	15 876	9 661	11 764	21 476
Closing Balance	29 006	22 769	14 886	14 155	6 189	28 474
EC129 Raymond Mhlaba (Low)						
Opening Balance			(11 794)	(4 101)	(15 509)	(24 304)
Plus Receipts		5 080	27 113	12 384	11 575	58 872
SubTotal		5 080	15 319	8 283	(3 934)	34 568
Less Payments		16 874	19 420	23 792	20 369	27 638
Closing Balance		(11 794)	(4 101)	(15 509)	(24 304)	6 930




DC12 Amathole (High)

Opening Balance	462 710	441 780	426 561	481 016	496 325	413 915
Plus Receipts	503 334	98 360	99 032	183 940		547 256
SubTotal	966 044	540 140	525 593	664 956	496 325	961 171
Less Payments	524 264	113 580	44 577	168 631	82 410	330 134
Closing Balance	441 780	426 561	481 016	496 325	413 915	631 037




EC131 Inxuba Yethemba (Low)

Opening Balance		32 539	795	(48 302)	(42 856)	(51 492)
Plus Receipts	66 335	428	(15 458)	15 941	8 880	32 173
SubTotal	66 335	32 967	(14 663)	(32 361)	(33 976)	(19 319)
Less Payments	33 796	32 172	33 639	10 495	17 516	14 191
Closing Balance	32 539	795	(48 302)	(42 856)	(51 492)	(33 510)




EC135 Intsika Yethu (Low)

Opening Balance	15	11 019	3 630	(1 540)	(9 434)	(8 489)
Plus Receipts	83 959	14 338	17 138	16 694	12 943	74 866
SubTotal	83 974	25 358	20 768	15 154	3 509	66 376
Less Payments	72 954	21 728	22 308	24 588	11 999	74 666
Closing Balance	11 019	3 630	(1 540)	(9 434)	(8 489)	(8 290)




EC136 Emalahleni (Ec) (Low)

Opening Balance	28 296	59 076	54 459	43 668	31 493	22 310
Plus Receipts	52 301	7 359	2 940	1 035	3 842	43 394
SubTotal	80 596	66 435	57 400	44 703	35 335	65 704
Less Payments	21 521	11 976	13 731	13 210	13 025	16 117
Closing Balance	59 076	54 459	43 668	31 493	22 310	49 587



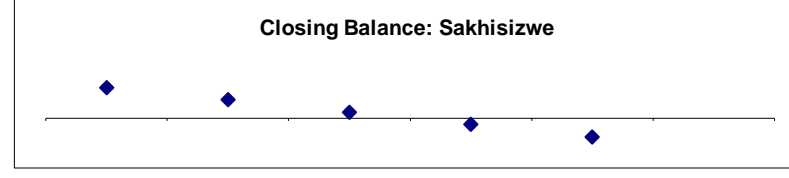
EC137 Engcobo (Medium)

Opening Balance	79 323	129 250	119 216	104 139	102 291	96 042
Plus Receipts	62 525	3 479	7 164	11 656	12 601	69 505
SubTotal	141 848	132 729	126 381	115 795	114 893	165 547
Less Payments	12 598	13 513	22 242	13 504	18 851	20 320
Closing Balance	129 250	119 216	104 139	102 291	96 042	145 227



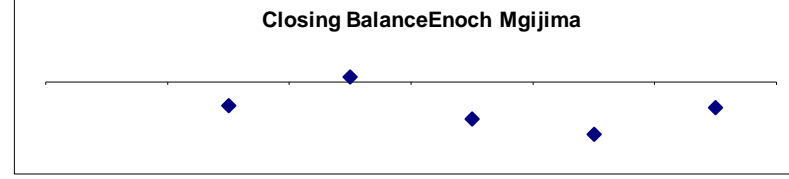
EC138 Sakhisizwe (Low)

Opening Balance	8	13 842	8 420	2 555	(2 681)	
Plus Receipts	27 467	10 552	2 495	2 875	2 587	
SubTotal	27 475	24 393	10 915	5 429	(94)	
Less Payments	13 633	15 973	8 360	8 110	8 200	
Closing Balance	13 842	8 420	2 555	(2 681)	(8 294)	




EC139 Enoch Mgjijima (Medium)

Opening Balance			(29 701)	6 033	(46 268)	(64 998)
Plus Receipts	16 069	92 482	30 358	28 846	86 346	
SubTotal	16 069	62 781	36 391	(17 422)	21 348	
Less Payments	45 770	56 748	82 659	47 576	52 780	
Closing Balance	(29 701)	6 033	(46 268)	(64 998)	(31 432)	



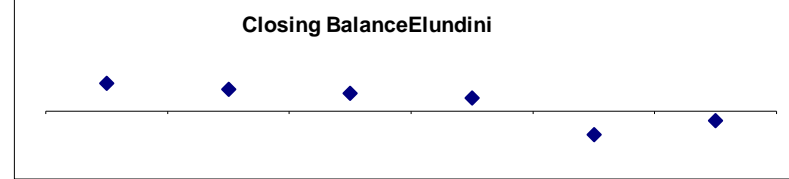
DC13 Chris Hani (Medium)

Opening Balance		195 090	226 671	151 141	151 403	47 546
Plus Receipts	266 413	117 200	55 048	106 667	7 526	368 874
SubTotal	266 413	312 289	281 719	257 809	158 929	416 421
Less Payments	71 324	85 618	130 577	106 406	111 382	258 050
Closing Balance	195 090	226 671	151 141	151 403	47 546	158 370




EC141 Elundini (Low)

Opening Balance	18 665	68 996	54 732	43 674	32 195	(57 625)
Plus Receipts	71 068	4 027	7 138	10 097	5 702	60 638
SubTotal	89 733	73 023	61 870	53 771	37 896	3 013
Less Payments	20 737	18 291	18 196	21 577	95 521	26 728
Closing Balance	68 996	54 732	43 674	32 195	(57 625)	(23 716)



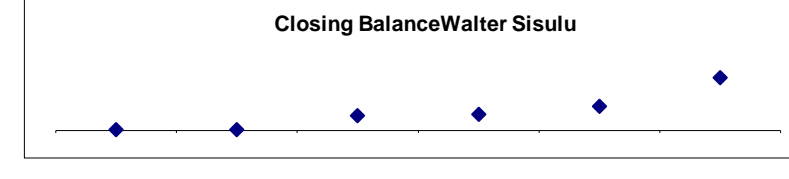
EC142 Senqu (Medium)

Opening Balance	220 917	232 033	227 034	221 731	224 423	224 300
Plus Receipts	75 040	9 059	11 627	19 730	19 043	66 328
SubTotal	295 957	241 092	238 662	241 461	243 466	290 628
Less Payments	63 924	14 058	16 931	17 038	19 166	66 983
Closing Balance	232 033	227 034	221 731	224 423	224 300	223 645




EC145 Walter Sisulu (Low)

Opening Balance	4 865	1 683	1 549	25 108	28 007	40 863
Plus Receipts	25 912	1 850	34 089	18 104	15 443	129 691
SubTotal	30 777	3 533	35 638	43 212	43 450	170 555
Less Payments	29 094	1 984	10 530	15 205	2 587	80 361
Closing Balance	1 683	1 549	25 108	28 007	40 863	90 194




DC14 Joe Gqabi (High)

Opening Balance	5 330	27 249	12 103	3 996	7 611	(117 603)
Plus Receipts	192 783	49 629	33 994	50 891	52 372	159 075
SubTotal	198 113	76 878	46 097	54 887	59 983	41 472
Less Payments	170 864	64 775	42 100	47 276	177 587	58 159
Closing Balance	27 249	12 103	3 996	7 611	(117 603)	(16 688)




EC153 Ngquza Hills (Low)

Opening Balance	139 326	216 651	207 678	188 349	164 728	142 687
Plus Receipts	94 965	3 388	6 974	8 472	5 256	84 561
SubTotal	234 291	220 039	214 651	196 821	169 984	227 249
Less Payments	17 640	12 361	26 302	32 093	27 296	23 768
Closing Balance	216 651	207 678	188 349	164 728	142 687	203 481




EC154 Port St Johns (Medium)

Opening Balance	2 530	8 687	1 731	(4 600)	(5 155)	(7 139)
Plus Receipts	21 164	4 832	7 586	7 612	13 901	7 547
SubTotal	23 694	13 519	9 318	3 012	8 746	407
Less Payments	15 007	11 788	13 917	8 167	15 885	16 356
Closing Balance	8 687	1 731	(4 600)	(5 155)	(7 139)	(15 948)



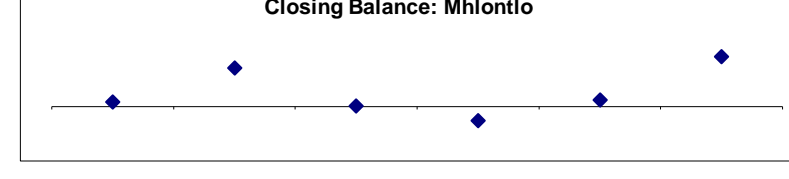
EC155 Nyandeni (Low)

Opening Balance	36 048	127 688	91 472	73 164	61 634	60 624
Plus Receipts	113 702	(20 462)	3 773	8 754	16 079	97 015
SubTotal	149 750	107 225	95 244	81 917	77 713	157 639
Less Payments	22 062	15 754	22 081	20 283	17 089	29 112
Closing Balance	127 688	91 472	73 164	61 634	60 624	128 527




EC156 Mhlonlo (Low)

Opening Balance	3 358	364	2 871	63	(1 026)	491
Plus Receipts	15 605	20 234	21 756	19 859	17 763	21 493
SubTotal	18 964	20 598	24 627	19 922	16 737	21 984
Less Payments	18 600	17 727	24 564	20 948	16 246	18 243
Closing Balance	364	2 871	63	(1 026)	491	3 741



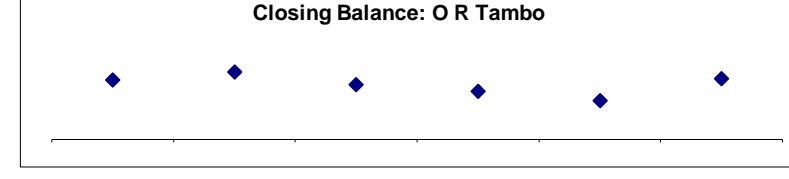
EC157 King Sabata Dalindyebo (High)

Opening Balance	6 206	12 229	23 846	13 742	11 481	11 984
Plus Receipts	467 368	57 008	109 982	75 290	90 885	178 107
SubTotal	473 574	69 237	133 828	89 032	102 366	190 090
Less Payments	461 346	45 390	120 086	77 551	90 382	172 817
Closing Balance	12 229	23 846	13 742	11 481	11 984	17 273




DC15 O .R. Tambo (High)

Opening Balance	336 868	742 559	838 390	680 873	598 604	483 550
Plus Receipts	496 176	191 237	45 015	72 104	121 235	451 953
SubTotal	833 044	933 796	883 406	752 977	719 838	935 503
Less Payments	90 484	95 406	202 533	154 373	236 288	176 620
Closing Balance	742 559	838 390	680 873	598 604	483 550	758 883




EC441 Matatielle (Medium)

Opening Balance	48 411	116 316	92 841	91 918	99 810	98 624
Plus Receipts	98 204	495	11 609	23 517	68 960	26 212
SubTotal	146 614	116 812	104 449	115 435	168 771	124 837
Less Payments	30 298	23 971	12 531	15 625	70 146	(37 078)
Closing Balance	116 316	92 841	91 918	99 810	98 624	161 915




EC442 Umzimvubu (Medium)


Opening Balance	46 222	43 718	112 056	92 452	57 695	33 888
Plus Receipts	8 378	84 727	1 321	1 575	620	72 178
SubTotal	54 601	128 444	113 377	94 026	58 315	106 066
Less Payments	10 883	16 389	20 925	36 331	24 427	25 055
Closing Balance	43 718	112 056	92 452	57 695	33 888	81 011

**EC443 Mbizana (Medium)**


Opening Balance	55 317	168 524	171 435	131 117	118 431	99 829
Plus Receipts	151 875	16 282	10 251	9 453	10 447	75 272
SubTotal	207 192	184 806	181 686	140 571	128 878	175 101
Less Payments	38 668	13 372	50 568	22 140	29 049	34 047
Closing Balance	168 524	171 435	131 117	118 431	99 829	141 054

**EC444 Ntabankulu (Low)**

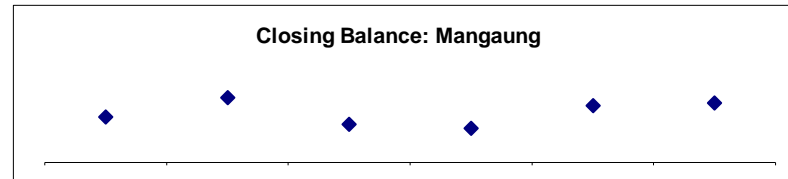
Opening Balance		89 277	103 199	89 283	72 467	58 549
Plus Receipts	94 310	20 548	1 583	2 583	316	188
SubTotal	94 310	109 825	104 782	91 867	72 783	58 737
Less Payments	5 033	6 626	15 498	19 400	14 234	23 345
Closing Balance	89 277	103 199	89 283	72 467	58 549	35 392

**DC44 Alfred Nzo (Medium)**


Opening Balance	21 166	(164 025)	(208 344)	(245 527)	(295 826)	(324 828)
Plus Receipts	(162 395)	(5 653)	9 310	47 745	90 641	229 647
SubTotal	(141 230)	(169 678)	(199 034)	(197 782)	(205 185)	(95 181)
Less Payments	22 795	38 666	46 493	98 044	119 643	95 690
Closing Balance	(164 025)	(208 344)	(245 527)	(295 826)	(324 828)	(190 871)

**FS FREE STATE****MAN Mangaung (High)**


Opening Balance	458 446	339 622	485 088	284 455	255 175	422 479
Plus Receipts	594 711	717 444	557 422	477 580	1 315 103	559 794
SubTotal	1 053 156	1 057 067	1 042 509	762 035	1 570 277	982 273
Less Payments	713 534	571 979	758 055	506 860	1 147 798	537 602
Closing Balance	339 622	485 088	284 455	255 175	422 479	444 671

**FS161 Letsemeng (Medium)**


Opening Balance	632	15 739	22 117	18 197	17 996	20 005
Plus Receipts	26 873	12 509	2 650	18 904	13 550	12 797
SubTotal	27 505	28 248	24 766	37 101	31 546	32 802
Less Payments	11 766	6 131	6 569	19 105	11 542	12 360
Closing Balance	15 739	22 117	18 197	17 996	20 005	20 441

**FS162 Kopanong (Medium)**


Opening Balance		28 634	26 403	16 277	17 876	10 566
Plus Receipts	56 426	6 382	2 903	10 727	2 038	33 377
SubTotal	56 426	35 016	29 307	27 004	19 913	43 943
Less Payments	27 792	8 613	13 029	9 129	9 347	14 865
Closing Balance	28 634	26 403	16 277	17 876	10 566	29 079

**FS163 Mohokare (Low)**


Opening Balance	5 374	1 425	2 642	1 012	13 618	1 391
Plus Receipts	23 797	11 567	9 842	25 170	2 253	18 934
SubTotal	29 171	12 992	12 484	26 182	15 871	20 324
Less Payments	27 746	10 350	11 473	12 563	14 480	19 134
Closing Balance	1 425	2 642	1 012	13 618	1 391	1 191

**DC16 Xhariep (Low)**


Opening Balance	163	323	2 314	70	(2 036)	(3 920)
Plus Receipts	4 891	6 547	2 906	108	1 473	10 780
SubTotal	5 055	6 870	5 220	178	(563)	6 859
Less Payments	4 731	4 557	5 150	2 214	3 358	6 783
Closing Balance	323	2 314	70	(2 036)	(3 920)	76

**FS181 Masilonyana (Low)**


Opening Balance	1 001	11 400	9 366	949	(3 619)	(3 695)
Plus Receipts	50 199	8 746	4 274	8 149	7 126	25 239
SubTotal	51 200	20 146	13 639	9 098	3 507	21 545
Less Payments	39 800	10 780	12 690	12 717	7 202	24 849
Closing Balance	11 400	9 366	949	(3 619)	(3 695)	(3 305)

**FS182 Tokologo (Low)**


Opening Balance		15 841	4 456	(5 408)	(13 326)	(11 341)
Plus Receipts	25 899	4 605	2 374	2 013	16 565	30 526
SubTotal	25 899	20 446	6 829	(3 395)	3 239	19 186
Less Payments	10 058	15 991	12 237	9 931	14 580	21 396
Closing Balance	15 841	4 456	(5 408)	(13 326)	(11 341)	(2 210)

**FS183 Tswelopele (Medium)**


Opening Balance	4 222	32 599	23 447	24 784	18 597	11 827
Plus Receipts	49 555	3 664	14 718	4 668	4 506	27 751
SubTotal	53 777	36 263	38 165	29 452	23 103	39 578
Less Payments	21 178	12 816	13 381	10 855	11 276	11 287
Closing Balance	32 599	23 447	24 784	18 597	11 827	28 291

**FS184 Matjhabeng (High)**


Opening Balance	322 333	403 003	390 909	380 816	354 471	337 750
Plus Receipts	276 828	80 280	103 886	102 443	98 650	230 670
SubTotal	599 161	483 283	494 795	483 259	453 121	568 420
Less Payments	196 158	92 374	113 978	128 788	115 371	180 485
Closing Balance	403 003	390 909	380 816	354 471	337 750	387 935

**FS185 Nala (Medium)**

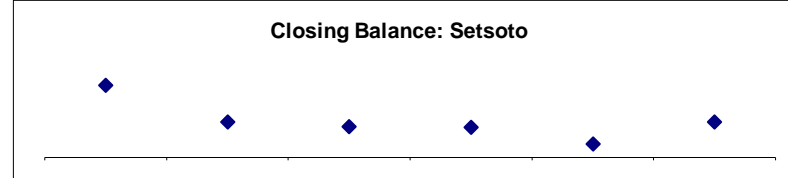
Opening Balance	11 180	54 858	45 433	29 352	16 956	(2 935)
Plus Receipts	77 664	23 456	11 786	11 900	12 553	54 720
SubTotal	88 845	78 314	57 219	41 253	29 510	51 785
Less Payments	33 986	32 881	27 867	24 296	32 445	31 916
Closing Balance	54 858	45 433	29 352	16 956	(2 935)	19 869

**DC18 Lejweleputswa (Low)**


Opening Balance	14 632	9 953	9 790	1 578	43 251	7 740
Plus Receipts	47 025	6 718	1 370	81 872	2 074	268 685
SubTotal	61 658	16 671	11 160	83 449	45 325	276 425
Less Payments	51 705	6 882	9 582	40 198	37 586	241 137
Closing Balance	9 953	9 790	1 578	43 251	7 740	35 288

**FS191 Setsoto (Medium)**

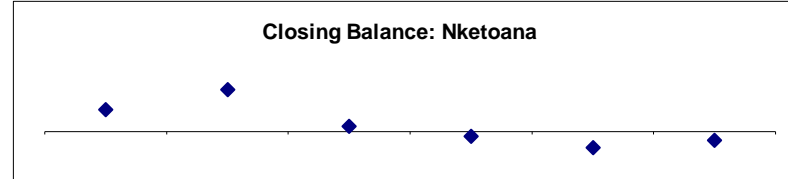
Opening Balance	3 661	53 550	26 580	22 733	22 653	10 087
Plus Receipts	99 373	13 009	34 153	27 631	20 506	78 316
SubTotal	103 034	66 559	60 733	50 364	43 160	88 403
Less Payments	49 484	39 979	38 000	27 711	33 073	61 866
Closing Balance	53 550	26 580	22 733	22 653	10 087	26 538

**FS192 Dihlabeng (Medium)**

Opening Balance	20 095	46 419	40 593	59 389	75 313	85 376
Plus Receipts	103 624	48 525	53 869	42 481	44 068	79 896
SubTotal	123 719	94 944	94 462	101 870	119 381	165 272
Less Payments	77 300	54 351	35 073	26 557	34 005	36 893
Closing Balance	46 419	40 593	59 389	75 313	85 376	128 380


**FS193 Nketoana (Medium)**

Opening Balance	7 269	16 577	31 422	4 024	(3 700)	(12 084)
Plus Receipts	28 130	30 522	8 591	8 133	9 006	44 047
SubTotal	35 399	47 099	40 013	12 157	5 306	31 963
Less Payments	18 822	15 677	35 989	15 857	17 390	38 317
Closing Balance	16 577	31 422	4 024	(3 700)	(12 084)	(6 353)




FS194 Maluti-a-Phofung (High)

Opening Balance	8 592	16 836	4 928	15 937	17 050	14 781
Plus Receipts	245 095	67 813	126 970	56 352	52 187	234 346
SubTotal	253 687	84 650	131 897	72 289	69 237	249 127
Less Payments	236 851	79 722	115 960	55 239	54 456	226 286
Closing Balance	16 836	4 928	15 937	17 050	14 781	22 841




FS195 Phumelela (Low)

Opening Balance	16 080	43 381	38 056	35 335	30 385	28 898
Plus Receipts	36 385	5 054	6 319	6 273	6 297	28 080
SubTotal	52 465	48 436	44 375	38 108	36 681	56 978
Less Payments	9 084	10 380	9 040	7 723	7 783	19 994
Closing Balance	43 381	38 056	35 335	30 385	28 898	36 984




FS196 Mantsopa (Medium)

Opening Balance	622	(19)	2 396	451	382	251
Plus Receipts	24 813	18 808	26 459	14 833	10 387	20 240
SubTotal	25 435	18 790	28 855	15 285	10 768	20 490
Less Payments	25 454	16 394	28 403	14 903	10 518	20 240
Closing Balance	(19)	2 396	451	382	251	250




DC19 Thabo Mofutsanyana (Low)

Opening Balance	738	31 556	25 695	18 294	6 152	(9)
Plus Receipts	40 920	1 801	2 480	146	694	34 395
SubTotal	41 658	33 356	28 175	18 439	6 845	34 385
Less Payments	10 103	7 661	9 881	12 288	6 855	10 321
Closing Balance	31 556	25 695	18 294	6 152	(9)	24 064




FS201 Moqhaka (High)

Opening Balance	5 063	6 649	5 435	5 848	4 944	6 705
Plus Receipts	112 027	37 870	40 889	35 560	39 827	111 871
SubTotal	117 090	44 519	46 324	41 408	44 771	118 576
Less Payments	110 441	39 084	40 476	36 464	38 066	97 209
Closing Balance	6 649	5 435	5 848	4 944	6 705	21 367



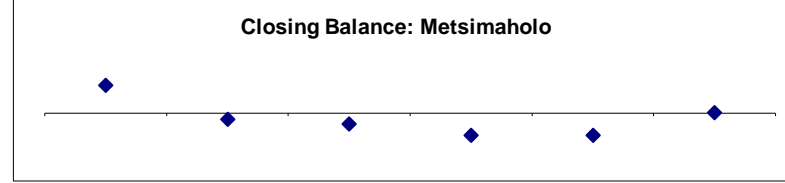
FS203 Ngwathe (Medium)

Opening Balance	12 399	68 735	63 701	31 058	32 426	18 746
Plus Receipts	95 275	26 355	24 914	37 399	20 840	92 434
SubTotal	107 674	95 091	88 615	68 456	53 266	111 180
Less Payments	38 939	31 389	57 557	36 030	34 520	80 489
Closing Balance	68 735	63 701	31 058	32 426	18 746	30 691



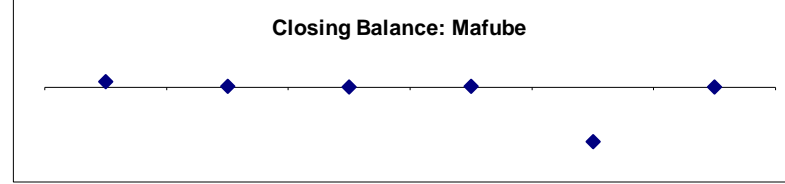
FS204 Metsimaholo (High)

Opening Balance	14 345	27 646	(5 888)	(10 418)	(21 980)	(22 196)
Plus Receipts	121 134	61 521	66 996	60 084	58 402	102 760
SubTotal	135 480	89 167	61 107	49 666	36 421	80 564
Less Payments	107 833	95 055	71 525	71 647	58 618	79 694
Closing Balance	27 646	(5 888)	(10 418)	(21 980)	(22 196)	870




FS205 Mafube (Medium)

Opening Balance	89	412	95	30	75	(4 038)
Plus Receipts	68 529	15 970	14 374	10 998	4 634	41 354
SubTotal	68 619	16 382	14 468	11 029	4 709	37 316
Less Payments	68 206	16 288	14 438	10 954	8 746	37 276
Closing Balance	412	95	30	75	(4 038)	40



DC20 Fezile Dabi (Low)


Opening Balance	139 476	185 786	177 831	166 455	154 110	139 031
Plus Receipts	59 560	1 849	1 319	160	286	38 228
SubTotal	199 036	187 635	179 150	166 615	154 396	177 260
Less Payments	13 250	9 804	12 695	12 505	15 365	14 716
Closing Balance	185 786	177 831	166 455	154 110	139 031	162 544



GT GAUTENG


EKU Ekurhuleni Metro (High)

Opening Balance	7 701 376	5 233 968	7 895 888	6 937 181	7 132 082	9 283 675
Plus Receipts	1 104 107	8 672 622	1 410 566	2 771 239	4 424 053	3 798 810
SubTotal	8 805 483	13 906 589	9 306 454	9 708 420	11 556 134	13 082 485
Less Payments	3 571 515	6 010 701	2 369 274	2 576 338	2 272 459	5 053 260
Closing Balance	5 233 968	7 895 888	6 937 181	7 132 082	9 283 675	8 029 225




JHB City Of Johannesburg (High)

Opening Balance	6 890 021	6 051 441	5 430 744	5 778 540	4 540 846	7 466 694
Plus Receipts	5 803 868	4 520 890	5 138 496	3 272 017	6 774 781	4 931 635
SubTotal	12 693 889	10 572 331	10 569 240	9 050 557	11 315 627	12 398 329
Less Payments	6 642 447	5 141 587	4 790 700	4 509 711	3 848 933	4 579 233
Closing Balance	6 051 441	5 430 744	5 778 540	4 540 846	7 466 694	7 819 096




TSH City Of Tshwane (High)

Opening Balance	1 186 049	1 340 020	1 398 301	1 425 736	1 449 186	1 370 907
Plus Receipts	6 007 714	2 640 996	2 569 973	2 111 302	2 295 757	2 948 155
SubTotal	7 193 763	3 981 017	3 968 274	3 537 038	3 744 943	4 319 063
Less Payments	5 853 742	2 582 715	2 542 538	2 087 852	2 374 036	2 862 213
Closing Balance	1 340 020	1 398 301	1 425 736	1 449 186	1 370 907	1 456 850




GT421 Emfuleni (High)

Opening Balance	400	(30 586)	(102 132)	(96 260)	(119 121)	(118 071)
Plus Receipts	640 128	379 989	340 814	304 216	326 307	539 531
SubTotal	640 528	349 403	238 682	207 955	207 186	421 460
Less Payments	671 114	451 535	334 942	327 076	325 257	482 204
Closing Balance	(30 586)	(102 132)	(96 260)	(119 121)	(118 071)	(60 744)




GT422 Midvaal (Medium)

Opening Balance	100 000	180 065	182 273	173 854	185 008	177 730
Plus Receipts	159 671	56 791	69 233	71 523	60 295	78 995
SubTotal	259 670	236 856	251 505	245 377	245 303	256 725
Less Payments	79 605	54 584	77 651	60 369	67 573	65 797
Closing Balance	180 065	182 273	173 854	185 008	177 730	190 928



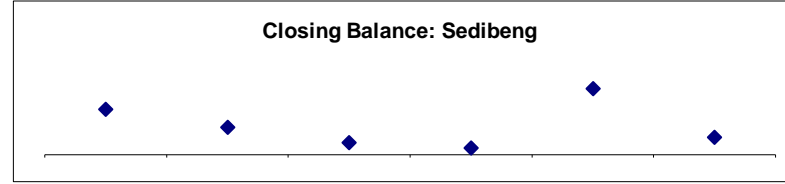
GT423 Lesedi (Medium)

Opening Balance	14 988	28 842	32 226	29 607	28 329	27 878
Plus Receipts	91 781	42 645	45 765	50 659	43 855	61 293
SubTotal	106 768	71 487	77 991	80 266	72 184	89 170
Less Payments	77 926	39 261	48 384	51 937	44 306	48 541
Closing Balance	28 842	32 226	29 607	28 329	27 878	40 630




DC42 Sedibeng (Medium)

Opening Balance	8 903	57 545	34 786	15 029	8 994	83 538
Plus Receipts	106 491	7 306	6 833	1 358	85 290	17 082
SubTotal	115 394	64 851	41 619	16 387	94 284	100 620
Less Payments	57 848	30 066	26 590	7 393	10 746	78 364
Closing Balance	57 545	34 786	15 029	8 994	83 538	22 256



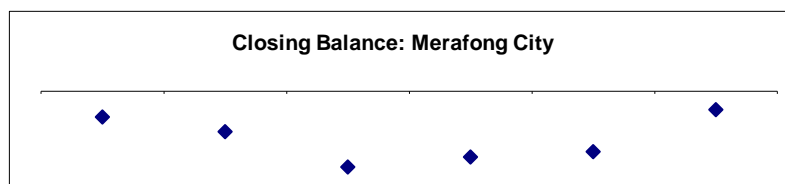
GT481 Mogale City (High)

Opening Balance	67 292	75 470	42 655	18 109	7 074	15 152
Plus Receipts	352 631	201 835	196 426	180 683	187 611	305 610
SubTotal	419 923	277 306	239 081	198 792	194 685	320 762
Less Payments	344 453	234 651	220 973	191 718	179 533	288 161
Closing Balance	75 470	42 655	18 109	7 074	15 152	32 601




GT484 Merafong City (High)

Opening Balance	(130 668)	(30 403)	(47 931)	(89 727)	(78 576)	(72 147)
Plus Receipts	135 940	73 616	55 363	79 035	76 944	126 029
SubTotal	5 272	43 213	7 432	(10 691)	(1 633)	53 882
Less Payments	35 675	91 144	97 159	67 885	70 515	76 055
Closing Balance	(30 403)	(47 931)	(89 727)	(78 576)	(72 147)	(22 173)



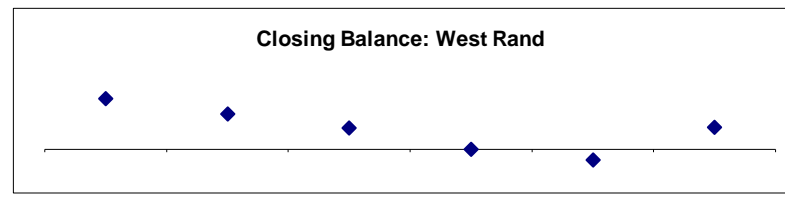
GT485 Rand West City (High)

Opening Balance			50 159	34 122	28 686	15 824
Plus Receipts		128 323	101 073	104 752	62 575	101 831
SubTotal		128 323	151 232	138 874	91 260	117 655
Less Payments		78 165	117 111	110 188	75 436	61 955
Closing Balance		50 159	34 122	28 686	15 824	55 700



DC48 West Rand (Medium)

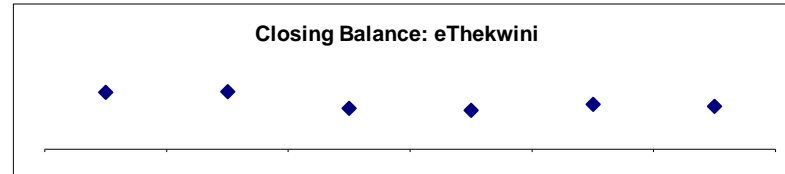
Opening Balance	13 481	62 794	44 326	26 782	373	(12 766)
Plus Receipts	87 533	6 925	6 471	530	9 058	65 641
SubTotal	101 015	69 719	50 797	27 311	9 431	52 874
Less Payments	38 220	25 393	24 015	26 938	22 198	25 597
Closing Balance	62 794	44 326	26 782	373	(12 766)	27 277



KZ KWAZULU-NATAL

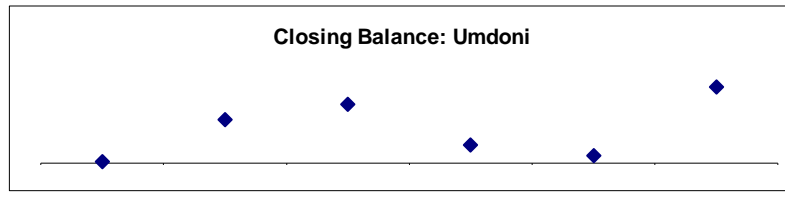
ETH eThekweni (High)

Opening Balance	6 904 510	7 687 484	7 733 446	5 529 815	5 262 715	6 059 758
Plus Receipts	3 444 842	2 792 976	1 485 737	2 327 547	3 893 622	2 679 102
SubTotal	10 349 352	10 480 460	9 219 184	7 857 362	9 156 336	8 738 860
Less Payments	2 661 868	2 747 014	3 689 369	2 594 647	3 096 579	2 992 211
Closing Balance	7 687 484	7 733 446	5 529 815	5 262 715	6 059 758	5 746 649




KZN212 Umdoni (Medium)

Opening Balance	6 486	1 579	38 032	51 076	15 927	6 635
Plus Receipts	29 159	51 964	32 097	48 121	24 056	83 333
SubTotal	35 644	53 543	70 129	99 197	39 983	89 968
Less Payments	34 065	15 511	19 053	83 270	33 348	23 988
Closing Balance	1 579	38 032	51 076	15 927	6 635	65 980




KZN213 Umzumbe (Low)

Opening Balance		55 775	51 008	51 394	49 520	36 527
Plus Receipts	68 521	3 002	13 083	6 611	2 771	52 132
SubTotal	68 521	58 778	64 091	58 005	52 291	88 659
Less Payments	12 746	7 770	12 697	8 485	15 764	9 656
Closing Balance	55 775	51 008	51 394	49 520	36 527	79 002




KZN214 uMuziwabantu (Low)

Opening Balance	9 221	6 990	12 962	1 101	1 545	5 920
Plus Receipts	40 338	17 938	5 540	7 836	29 297	61 761
SubTotal	49 559	24 928	18 501	8 936	30 842	67 681
Less Payments	42 569	11 966	17 401	7 391	24 922	55 423
Closing Balance	6 990	12 962	1 101	1 545	5 920	12 258




KZN216 Ray Nkonyeni (High)

Opening Balance	87 142	120 403	200 232	360 451	471 707	463 572
Plus Receipts	69 312	32 029	99 163	53 969	52 060	86 469
SubTotal	156 454	152 432	299 396	414 420	523 767	550 041
Less Payments	36 051	(47 801)	(61 055)	(57 287)	60 195	57 882
Closing Balance	120 403	200 232	360 451	471 707	463 572	492 160




DC21 Ugu (High)

Opening Balance	276 261	505 976	439 884	380 782	350 350	286 853
Plus Receipts	308 210	34 063	30 310	73 132	30 698	230 550
SubTotal	584 471	540 039	470 195	453 915	381 049	517 403
Less Payments	78 495	100 154	89 412	103 564	94 195	117 615
Closing Balance	505 976	439 884	380 782	350 350	286 853	399 788




KZN221 uMshwathi (Low)

Opening Balance	586	1 222	3 003	1 118	395	
Plus Receipts	63 676	20 208	12 493	14 731	9 197	
SubTotal	64 262	21 430	15 496	15 849	9 591	
Less Payments	63 040	18 427	14 378	15 454	9 010	
Closing Balance	1 222	3 003	1 118	395	582	




KZN222 uMngeni (Medium)

Opening Balance	40 648	41 019	33 594	39 126	34 218	32 238
Plus Receipts	41 809	22 094	20 071	27 428	28 417	33 546
SubTotal	82 457	63 113	53 664	66 554	62 636	65 784
Less Payments	41 438	29 519	14 539	32 336	30 397	41 634
Closing Balance	41 019	33 594	39 126	34 218	32 238	24 151




KZN223 Mpofana (Low)

Opening Balance	5 187	10 829	9 532	2 237	2 536	
Plus Receipts	15 883	8 597	3 064	7 817		
SubTotal	21 070	19 426	12 596	10 054	2 536	
Less Payments	10 241	9 894	10 359	7 518		
Closing Balance	10 829	9 532	2 237	2 536	2 536	




KZN224 Impendle (Low)

Opening Balance	688	20 328	20 311	14 952	12 734	10 061
Plus Receipts	20 423	7 428	1 589	1 974	3 495	16 821
SubTotal	21 111	27 756	21 900	16 926	16 228	26 881
Less Payments	783	7 445	6 947	4 192	6 168	5 398
Closing Balance	20 328	20 311	14 952	12 734	10 061	21 483




KZN225 Msunduzi (High)

Opening Balance	976 717	1 185 914	1 126 370	1 029 751	1 043 249	811 117
Plus Receipts	598 483	322 456	317 365	427 853	334 445	576 635
SubTotal	1 575 200	1 508 370	1 443 735	1 457 604	1 377 694	1 387 751
Less Payments	389 285	382 001	413 984	414 355	566 577	430 496
Closing Balance	1 185 914	1 126 370	1 029 751	1 043 249	811 117	957 255




KZN226 Mkhambathini (Medium)

Opening Balance	37 260	63 989	60 924	53 660	51 635	47 924
Plus Receipts	30 318	2 311	2 678	1 992	5 744	25 979
SubTotal	67 579	66 300	63 602	55 652	57 379	73 903
Less Payments	3 589	5 376	9 942	4 017	9 455	14 213
Closing Balance	63 989	60 924	53 660	51 635	47 924	59 690



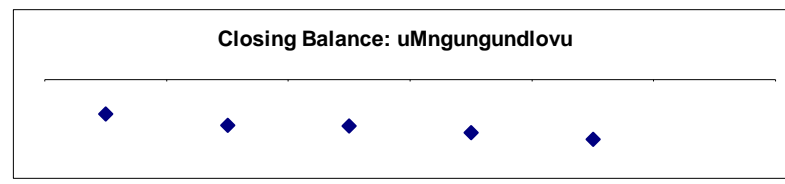
KZN227 Richmond (Low)

Opening Balance	47 745	4 578	2 245	2 054	475	1 037
Plus Receipts	25 310	11 861	4 104	8 892	4 746	26 139
SubTotal	73 056	16 439	6 349	10 947	5 221	27 177
Less Payments	68 478	14 194	4 295	10 472	4 183	26 918
Closing Balance	4 578	2 245	2 054	475	1 037	259




DC22 uMngungundlovu (Medium)

Opening Balance	(94 978)	(187 692)	(246 652)	(252 253)	(287 192)	
Plus Receipts	310 588	12 397	64 616	41 445	26 651	
SubTotal	215 609	(175 294)	(182 037)	(210 807)	(260 541)	
Less Payments	403 301	71 358	70 216	76 384	62 786	
Closing Balance	(187 692)	(246 652)	(252 253)	(287 192)	(323 327)	




KZN235 Okhahlamba (Low)

Opening Balance	41 425	68 035	61 006	42 697	35 951	29 361
Plus Receipts	55 776	6 044	5 191	4 966	4 586	52 629
SubTotal	97 201	74 079	66 197	47 663	40 537	81 990
Less Payments	29 166	13 073	23 500	11 712	11 176	28 225
Closing Balance	68 035	61 006	42 697	35 951	29 361	53 765




KZN237 Inkosi Langalibalele (Medium)

Opening Balance	15 700	13 146	17 323	17 509	(1 362)	(12 145)
Plus Receipts	76 045	28 862	31 592	31 441	21 892	95 465
SubTotal	91 745	42 008	48 915	48 950	20 530	83 320
Less Payments	78 599	24 684	31 406	50 312	32 675	66 921
Closing Balance	13 146	17 323	17 509	(1 362)	(12 145)	16 400




KZN238 Alfred Duma (High)

Opening Balance	241 081	300 531	343 498	349 867	348 338	330 111
Plus Receipts	108 980	99 204	48 202	39 913	37 572	98 070
SubTotal	350 062	399 735	391 700	389 779	385 910	428 181
Less Payments	49 531	56 237	41 833	41 442	55 798	48 175
Closing Balance	300 531	343 498	349 867	348 338	330 111	380 006




DC23 Uthukela (Medium)

Opening Balance	36 715	250 376	176 536	262 621	197 643	96 798
Plus Receipts	214 812	18 493	150 284	6 294	6 632	234 123
SubTotal	251 527	268 869	326 820	268 915	204 274	330 921
Less Payments	1 152	92 333	64 199	71 272	107 476	37 740
Closing Balance	250 376	176 536	262 621	197 643	96 798	293 181




KZN241 Endumeni (Medium)


Opening Balance		20 831	11 985	432	(3 483)	(15 976)
Plus Receipts	14 898	32 043	7 762	14 135	16 836	16 780
SubTotal	14 898	52 873	19 747	14 567	13 354	803
Less Payments	(5 933)	40 888	19 315	18 049	29 330	20 489
Closing Balance	20 831	11 985	432	(3 483)	(15 976)	(19 686)

**KZN242 Nquthu (Low)**

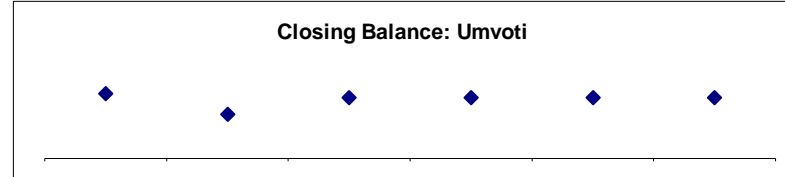
Opening Balance	118 985	156 513	145 632	134 470	119 937	108 932
Plus Receipts	77 528	14 153	4 581	3 380	3 098	59 303
SubTotal	196 513	170 666	150 214	137 851	123 036	168 236
Less Payments	40 000	25 034	15 744	17 914	14 103	22 742
Closing Balance	156 513	145 632	134 470	119 937	108 932	145 493

**KZN244 Msinga (Low)**

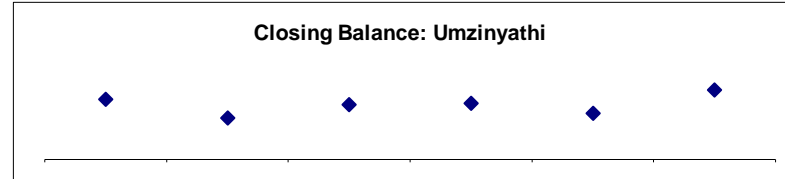
Opening Balance	76 032	148 782	146 058	145 050	152 317	149 546
Plus Receipts	75 597		1 825	10 000		15 000
SubTotal	151 629	148 782	147 883	155 050	152 317	164 546
Less Payments	2 847	2 724	2 833	2 733	2 771	3 758
Closing Balance	148 782	146 058	145 050	152 317	149 546	160 788

**KZN245 Umvoti (Medium)**


Opening Balance		32 231	22 020	30 147	30 147	30 147
Plus Receipts	45 890	7 701	8 127			
SubTotal	45 890	39 932	30 147	30 147	30 147	30 147
Less Payments	13 659	17 912				
Closing Balance	32 231	22 020	30 147	30 147	30 147	30 147

**DC24 Umzinyathi (Low)**


Opening Balance	60 935	186 510	129 254	170 680	173 811	143 951
Plus Receipts	191 180	5 922	121 315	47 219	6 995	156 865
SubTotal	252 115	192 432	250 569	217 899	180 806	300 816
Less Payments	65 605	63 178	79 889	44 088	36 855	84 601
Closing Balance	186 510	129 254	170 680	173 811	143 951	216 215

**KZN252 Newcastle (High)**


Opening Balance	39 182	65 089	(7 217)	(30 804)	(41 191)	(35 491)
Plus Receipts	193 071	158 191	128 852	111 688	111 828	241 150
SubTotal	232 253	223 280	121 635	80 884	70 637	205 659
Less Payments	167 163	230 497	152 439	122 075	106 128	157 925
Closing Balance	65 089	(7 217)	(30 804)	(41 191)	(35 491)	47 734

**KZN253 eMadlangeni (Low)**


Opening Balance	6 645	13 055	6 357	7 022	7 831	10 441
Plus Receipts	19 946	4 956	3 735	3 592	6 926	12 802
SubTotal	26 591	18 011	10 093	10 614	14 756	23 243
Less Payments	13 537	11 653	3 071	2 784	4 315	8 714
Closing Balance	13 055	6 357	7 022	7 831	10 441	14 529

**KZN254 Dannhauser (Low)**

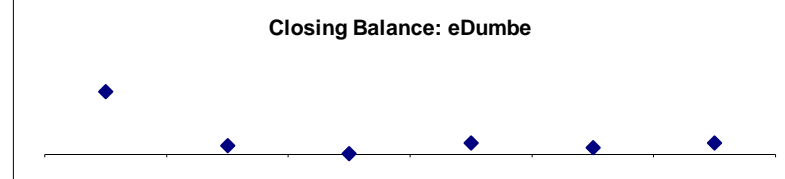
Opening Balance		(299)	(239)	(191)	2 470	2 533
Plus Receipts	(291)	66	57	2 675	79	(388)
SubTotal	(291)	(232)	(182)	2 485	2 548	2 146
Less Payments	8	7	9	15	15	12
Closing Balance	(299)	(239)	(191)	2 470	2 533	2 134

**DC25 Amajuba (Low)**

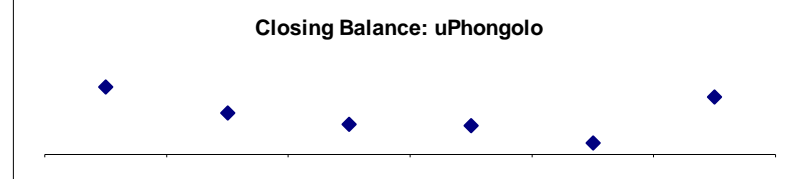
Opening Balance	17 990	69 116	54 109	46 020	59 342	47 932
Plus Receipts	91 731	4 021	7 243	27 744	3 313	36 610
SubTotal	109 721	73 137	61 352	73 763	62 654	84 542
Less Payments	40 605	19 028	15 333	14 422	14 723	14 356
Closing Balance	69 116	54 109	46 020	59 342	47 932	70 186

**KZN261 eDumbe (Low)**

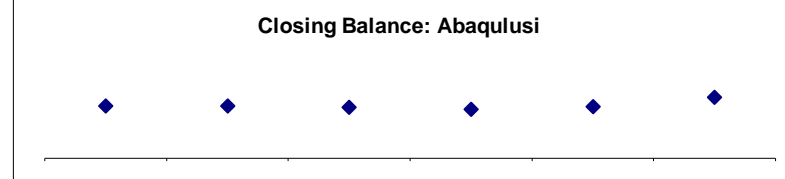
Opening Balance	112	15 656	2 152	174	2 777	1 643
Plus Receipts	44 598	8 819	12 707	8 492	8 368	22 089
SubTotal	44 710	24 475	14 859	8 667	11 145	23 732
Less Payments	29 054	22 324	14 685	5 890	9 501	20 818
Closing Balance	15 656	2 152	174	2 777	1 643	2 914

**KZN262 uPhongolo (Low)**

Opening Balance	9 774	41 948	25 785	18 586	17 894	6 953
Plus Receipts	66 711	27 605	33 756	20 173	27 525	68 373
SubTotal	76 485	69 554	59 541	38 758	45 420	75 326
Less Payments	34 537	43 769	40 956	20 864	38 467	39 730
Closing Balance	41 948	25 785	18 586	17 894	6 953	35 596


**KZN263 Abaqulusi (Low)**

Opening Balance	36 608	93 084	92 871	90 948	86 820	91 900
Plus Receipts	569 348	25 881	(35 791)	30 598	26 585	60 170
SubTotal	605 955	118 965	57 080	121 546	113 405	152 071
Less Payments	512 872	26 094	(33 868)	34 726	21 505	42 710
Closing Balance	93 084	92 871	90 948	86 820	91 900	109 361




KZN265 Nongoma (Low)


Opening Balance	6 509	56 655	42 805	25 097	15 975	5 794
Plus Receipts	75 986	5 085	2 004	5 639	8 817	57 798
SubTotal	82 495	61 741	44 809	30 736	24 792	63 593
Less Payments	25 839	18 935	19 712	14 761	18 997	22 629
Closing Balance	56 655	42 805	25 097	15 975	5 794	40 964

**KZN266 Ulundi (Low)**

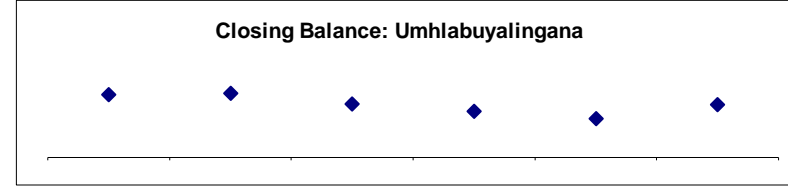
Opening Balance	826	46 224	15 526	(10 072)	(19 868)	170
Plus Receipts	80 337	9 124	9 975	8 758	50 448	34 530
SubTotal	81 163	55 348	25 501	(1 313)	30 580	34 700
Less Payments	34 939	39 822	35 573	18 554	30 410	33 289
Closing Balance	46 224	15 526	(10 072)	(19 868)	170	1 412

**DC26 Zululand (Medium)**


Opening Balance	3 844	44 514	38 638	(37 552)	(10 594)	(130 256)
Plus Receipts	211 433	58 444	2 164	88 769	3 534	238 021
SubTotal	215 278	102 958	40 802	51 217	(7 060)	107 765
Less Payments	170 764	64 320	78 354	61 811	123 196	161 638
Closing Balance	44 514	38 638	(37 552)	(10 594)	(130 256)	(53 872)

**KZN271 Umhlabuyalingana (Medium)**

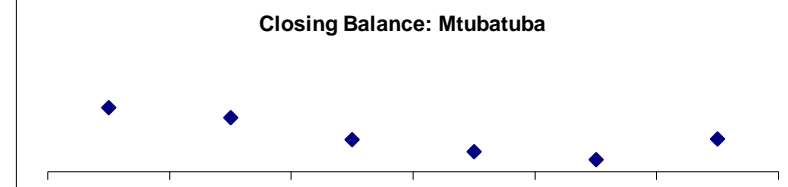
Opening Balance	77 638	116 918	119 189	99 064	86 170	72 351
Plus Receipts	53 426	14 365	11 712	5 164	3 641	55 859
SubTotal	131 064	131 284	130 901	104 228	89 811	128 210
Less Payments	14 145	12 095	31 837	18 058	17 459	29 686
Closing Balance	116 918	119 189	99 064	86 170	72 351	98 524

**KZN272 Jozini (Low)**


Opening Balance	74 627	121 820	110 382	101 785	88 034	83 931
Plus Receipts	71 347	3 196	4 805	1 274	7 681	69 183
SubTotal	145 974	125 016	115 186	103 059	95 715	153 114
Less Payments	24 154	14 634	13 401	15 024	11 784	28 402
Closing Balance	121 820	110 382	101 785	88 034	83 931	124 712

**KZN275 Mtubatuba (Low)**


Opening Balance	16 117	69 276	58 362	34 961	21 701	13 413
Plus Receipts	68 238	5 901	2 339	2 164	1 910	55 134
SubTotal	84 355	75 177	60 702	37 124	23 611	68 547
Less Payments	15 079	16 814	25 741	15 423	10 198	32 987
Closing Balance	69 276	58 362	34 961	21 701	13 413	35 561

**KZN276 The New Big 5 False Bay (Low)**

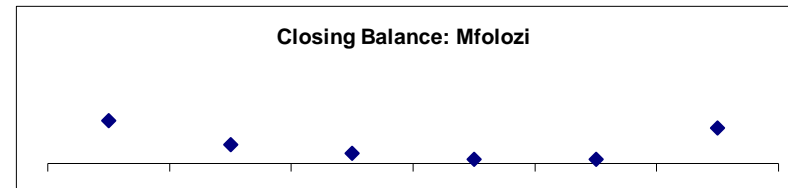
Opening Balance			(5 411)	13 017	4 774	(2 583)
Plus Receipts	8 640	45 386	20 916	7 217	64 373	
SubTotal	8 640	39 975	33 933	11 991	61 790	
Less Payments	14 051	26 958	29 159	14 574	57 278	
Closing Balance	(5 411)	13 017	4 774	(2 583)	4 512	

**DC27 Umkhanyakude (Medium)**

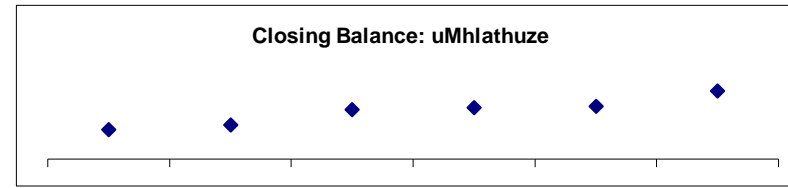
Opening Balance	48 037	314 391	245 841			
Plus Receipts	331 181	7 160	14 392			
SubTotal	379 217	321 552	260 233			
Less Payments	64 826	75 711	67 561			
Closing Balance	314 391	245 841	192 671			

**KZN281 Mfolozi (Medium)**


Opening Balance	201	26 699	11 613	6 343	2 418	2 532
Plus Receipts	49 837	485	8 670	2 845	15 329	52 619
SubTotal	50 038	27 185	20 283	9 188	17 748	55 150
Less Payments	23 338	15 572	13 940	6 769	15 216	33 306
Closing Balance	26 699	11 613	6 343	2 418	2 532	21 844

**KZN282 uMhlatuze (High)**


Opening Balance	432 557	375 903	436 305	623 440	651 210	668 062
Plus Receipts	230 213	283 510	473 760	260 496	218 825	500 408
SubTotal	662 770	659 413	910 065	883 936	870 035	1 168 470
Less Payments	286 867	223 108	286 625	232 726	201 973	307 709
Closing Balance	375 903	436 305	623 440	651 210	668 062	860 761

**KZN284 uMlalazi (Low)**

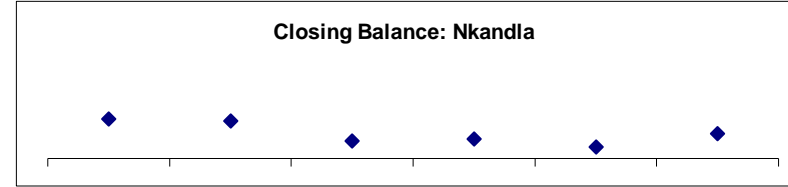
Opening Balance	112 434	164 890	133 561	132 890	123 558	104 624
Plus Receipts	86 577	16 234	27 281	15 395	12 308	71 425
SubTotal	199 012	181 124	160 842	148 284	135 866	176 048
Less Payments	34 122	47 564	27 952	24 726	31 243	35 535
Closing Balance	164 890	133 561	132 890	123 558	104 624	140 513

**KZN285 Mthonjaneni (Low)**


Opening Balance	42 139	46 098	67 608	58 803	54 655	52 148
Plus Receipts	18 652	34 950	5 273	4 636	7 723	37 539
SubTotal	60 791	81 047	72 881	63 439	62 379	89 687
Less Payments	14 693	13 440	14 077	8 783	10 231	15 213
Closing Balance	46 098	67 608	58 803	54 655	52 148	74 474

**KZN286 Nkandla (Medium)**

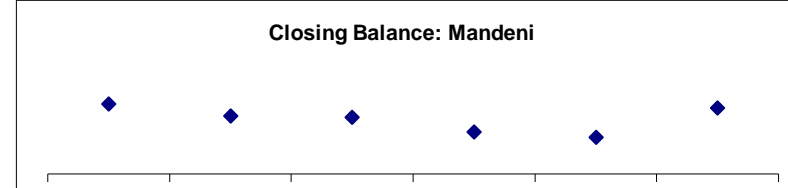
Opening Balance		24 393	23 422	10 974	11 955	7 274
Plus Receipts	53 819	9 760	6 569	13 477	7 060	38 190
SubTotal	53 819	34 153	29 991	24 450	19 015	45 463
Less Payments	29 425	10 732	19 017	12 495	11 741	30 236
Closing Balance	24 393	23 422	10 974	11 955	7 274	15 227

**DC28 King Cetshwayo (High)**

Opening Balance	82 533	274 181	227 128	228 855	267 556	194 582
Plus Receipts	372 091	131 430	212 006	236 189	84 451	348 041
SubTotal	454 624	405 610	439 134	465 044	352 007	542 623
Less Payments	180 443	178 482	210 279	197 488	157 424	218 134
Closing Balance	274 181	227 128	228 855	267 556	194 582	324 489

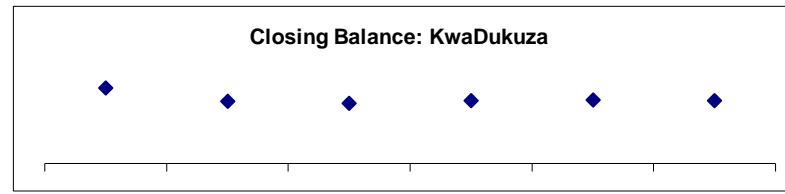
**KZN291 Mandeni (Low)**

Opening Balance	29 057	78 787	65 237	63 468	47 036	41 418
Plus Receipts	63 874	4 020	7 131	3 954	5 047	56 311
SubTotal	92 932	82 808	72 368	67 423	52 083	97 729
Less Payments	14 145	17 570	8 900	20 386	10 665	23 501
Closing Balance	78 787	65 237	63 468	47 036	41 418	74 228

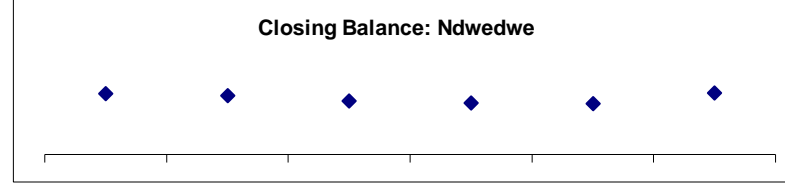


KZN292 KwaDukuza (High)


Opening Balance	452 173	468 152	385 984	374 296	391 161	395 054
Plus Receipts	159 027	61 844	128 858	123 698	109 663	304 704
SubTotal	611 200	529 997	514 842	497 995	500 825	699 758
Less Payments	143 047	144 012	140 546	106 834	105 770	310 050
Closing Balance	468 152	385 984	374 296	391 161	395 054	389 708

**KZN293 Ndwedwe (Low)**


Opening Balance	109 380	150 486	145 725	132 625	127 843	125 848
Plus Receipts	55 769	5 657	2 354	5 762	3 952	44 297
SubTotal	165 149	156 143	148 080	138 387	131 796	170 145
Less Payments	14 663	10 418	15 455	10 544	5 947	17 463
Closing Balance	150 486	145 725	132 625	127 843	125 848	152 683

**KZN294 Maphumulo (Medium)**


Opening Balance	22 797	56 196	55 521	53 415	44 094	44 307
Plus Receipts	63 726	7 579	6 306	444	10 933	29 588
SubTotal	86 522	63 775	61 827	53 859	55 027	73 895
Less Payments	30 326	8 254	8 412	9 765	10 720	9 533
Closing Balance	56 196	55 521	53 415	44 094	44 307	64 362

**DC29 iLembe (Low)**


Opening Balance	36 143	102 824	35 335	13 104	4 383	11 404
Plus Receipts	274 111	21 675	38 710	40 841	10 132	269 171
SubTotal	310 254	124 499	74 046	53 945	14 515	280 575
Less Payments	207 429	89 164	60 941	49 562	3 111	254 240
Closing Balance	102 824	35 335	13 104	4 383	11 404	26 336

**KZN433 Greater Kokstad (Low)**


Opening Balance	88 367	100 919	88 734	127 625	133 356	134 547
Plus Receipts	39 391	18 817	62 342	12 789	16 024	36 807
SubTotal	127 758	119 737	151 076	140 414	149 380	171 354
Less Payments	26 838	31 002	23 451	7 058	14 833	27 787
Closing Balance	100 919	88 734	127 625	133 356	134 547	143 567

**KZN434 Ubuhlebezwe (Low)**


Opening Balance	144 865	186 601	180 751	172 638	156 064	144 692
Plus Receipts	53 622	9 047	5 684	7 290	3 865	39 373
SubTotal	198 487	195 649	186 435	179 928	159 929	184 065
Less Payments	11 886	14 898	13 798	23 865	15 238	22 514
Closing Balance	186 601	180 751	172 638	156 064	144 692	161 551

**KZN435 Umzimkhulu (Medium)**

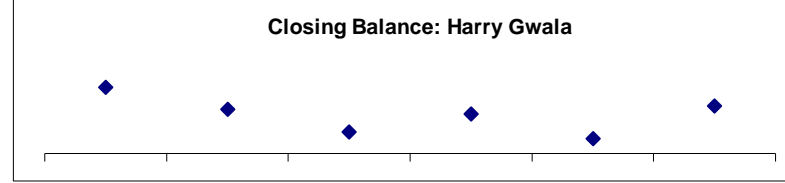
Opening Balance	111 745	213 075	201 133	186 561	170 628	156 185
Plus Receipts	111 634	3 245	2 935	3 662	4 098	74 160
SubTotal	223 379	216 320	204 068	190 223	174 726	230 345
Less Payments	10 305	15 186	17 507	19 595	18 541	19 722
Closing Balance	213 075	201 133	186 561	170 628	156 185	210 623

**KZN436 Dr Nkosazana Dlamini Zuma (Medium)**

Opening Balance	83 325	93 001	84 053	112 111	100 296	75 900
Plus Receipts	21 514	1 751	44 234	5 543	2 802	48 618
SubTotal	104 839	94 752	128 288	117 655	103 098	124 518
Less Payments	11 838	10 699	16 176	17 359	27 198	15 210
Closing Balance	93 001	84 053	112 111	100 296	75 900	109 307

**DC43 Harry Gwala (Low)**

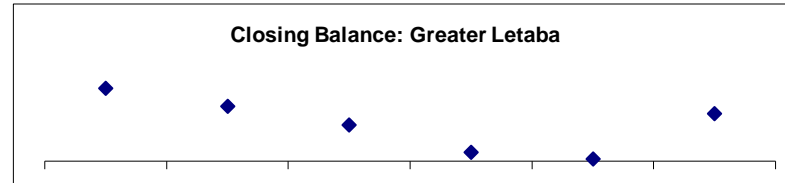
Opening Balance	5 819	164 425	109 442	52 651	97 819	37 253
Plus Receipts	284 516	5 212	5 876	68 401	4 481	169 246
SubTotal	290 335	169 638	115 318	121 053	102 299	206 499
Less Payments	125 909	60 196	62 666	23 234	65 046	89 276
Closing Balance	164 425	109 442	52 651	97 819	37 253	117 223

**LP LIMPOPO****LIM331 Greater Giyani (Low)**

Opening Balance	179 403	265 965	242 225	222 568	179 891	155 712
Plus Receipts	122 809	4 781	1 369	3 650	6 605	95 636
SubTotal	302 212	270 746	243 594	226 218	186 495	251 347
Less Payments	36 247	28 521	21 026	46 327	30 784	53 633
Closing Balance	265 965	242 225	222 568	179 891	155 712	197 715

**LIM332 Greater Letaba (Low)**


Opening Balance	1 234	90 191	68 284	44 869	10 605	3 007
Plus Receipts	111 048	3 865	3 858	3 964	4 549	91 432
SubTotal	112 282	94 056	72 141	48 834	15 154	94 439
Less Payments	22 091	25 773	27 272	38 228	12 148	35 124
Closing Balance	90 191	68 284	44 869	10 605	3 007	59 315

**LIM333 Greater Tzaneen (High)**


Opening Balance	54 369	184 461	124 068	67 235	13 950	1 626
Plus Receipts	245 032	54 409	63 441	61 110	56 886	189 246
SubTotal	299 402	238 869	187 509	128 345	70 836	190 872
Less Payments	114 941	114 802	120 274	114 395	69 210	139 347
Closing Balance	184 461	124 068	67 235	13 950	1 626	51 525

**LIM334 Ba-Phalaborwa (Medium)**

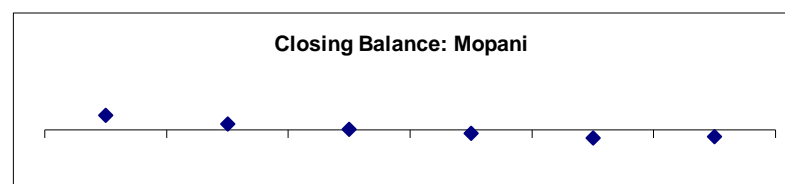
Opening Balance	2 414	35 183	2 047	3 189	2 135	1 805
Plus Receipts	73 123	19 744	16 908	13 827	19 690	64 702
SubTotal	75 537	54 926	18 955	17 016	21 825	66 507
Less Payments	40 354	52 879	15 766	14 881	20 020	65 479
Closing Balance	35 183	2 047	3 189	2 135	1 805	1 028

**LIM335 Maruleng (Low)**

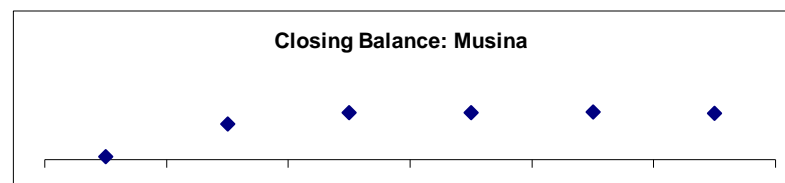
Opening Balance	89 543	132 879	125 399	118 563	113 503	111 465
Plus Receipts	56 431	7 769	6 211	5 396	5 759	30 409
SubTotal	145 974	140 649	131 610	123 959	119 262	141 874
Less Payments	13 094	15 250	13 047	10 456	7 798	18 900
Closing Balance	132 879	125 399	118 563	113 503	111 465	122 974

**DC33 Mopani (Low)**


Opening Balance	16 804	178 268	76 532	7 867	(40 056)	(101 400)
Plus Receipts	286 798	6 230	35 748	55 371	5 023	173 174
SubTotal	303 603	184 498	112 280	63 238	(35 033)	71 774
Less Payments	125 335	107 966	104 413	103 294	66 367	154 906
Closing Balance	178 268	76 532	7 867	(40 056)	(101 400)	(83 132)

**LIM341 Musina (Low)**

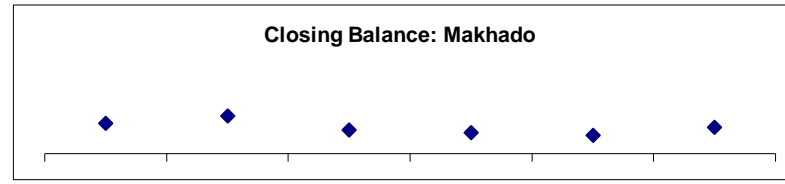
Opening Balance	785	1 920	23 562	31 019	30 713	31 227
Plus Receipts	21 547	32 924	24 035	26 142	14 069	43 314
SubTotal	22 332	34 844	47 597	57 161	44 782	74 541
Less Payments	20 411	11 281	16 579	26 449	13 555	44 149
Closing Balance	1 920	23 562	31 019	30 713	31 227	30 392

**LIM343 Thulamela (Medium)**


Opening Balance	449 452	407 166	439 595	384 866	393 965	359 406
Plus Receipts	83 088	104 953	13 351	45 566	22 401	159 770
SubTotal	532 541	512 118	452 946	430 432	416 366	519 175
Less Payments	125 375	72 523	68 080	36 467	56 960	56 740
Closing Balance	407 166	439 595	384 866	393 965	359 406	462 435

**LIM344 Makhado (Medium)**

Opening Balance	121 239	198 015	245 415	157 177	137 228	118 381
Plus Receipts	121 105	101 128	31 736	35 742	40 294	126 230
SubTotal	242 344	299 142	277 151	192 918	177 522	244 610
Less Payments	44 329	53 728	119 974	55 691	59 141	70 589
Closing Balance	198 015	245 415	157 177	137 228	118 381	174 021


**LIM345 Makhado-Thulamela (Medium)**

Opening Balance			63 822	66 938	79 887	100 773
Plus Receipts		63 822	5 930	23 948	32 652	141 502
SubTotal		63 822	69 752	90 885	112 539	242 275
Less Payments			2 814	10 999	11 765	21 815
Closing Balance		63 822	66 938	79 887	100 773	220 460




DC34 Vhembe (Low)


Opening Balance	85 884	89 106	173 858	467 157	430 302	344 584
Plus Receipts	(4 458)	138 495	394 017	78 743	5 414	408 069
SubTotal	81 426	227 601	567 875	545 900	435 715	752 653
Less Payments	(7 680)	53 743	100 719	115 598	91 132	103 088
Closing Balance	89 106	173 858	467 157	430 302	344 584	649 565

**LIM351 Blouberg (Low)**


Opening Balance	28 886	45 539	68 757	56 281	68 414	56 595
Plus Receipts	28 805	43 589	7 676	29 998	4 148	72 044
SubTotal	57 691	89 128	76 433	86 278	72 562	128 639
Less Payments	12 152	20 371	20 152	17 865	15 967	35 167
Closing Balance	45 539	68 757	56 281	68 414	56 595	93 472

**LIM353 Molemole (Low)**


Opening Balance	36 041	49 111	43 253	63 846	57 605	41 721
Plus Receipts	22 368	3 451	31 470	11 745	717	55 820
SubTotal	58 409	52 562	74 723	75 591	58 323	97 541
Less Payments	9 298	9 309	10 877	17 985	16 602	31 915
Closing Balance	49 111	43 253	63 846	57 605	41 721	65 626

**LIM354 Polokwane (High)**


Opening Balance	86 200	84 386	232 733	177 025	139 828	14 614
Plus Receipts	223 408	516 659	359 241	314 284	151 990	506 818
SubTotal	309 608	601 045	591 974	491 309	291 818	521 432
Less Payments	225 222	368 312	414 949	351 481	277 204	374 344
Closing Balance	84 386	232 733	177 025	139 828	14 614	147 089

**LIM355 Lepelle-Nkumpi (Low)**

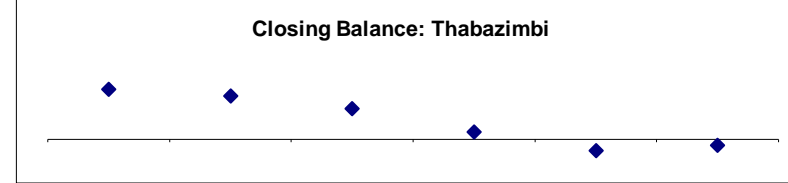
Opening Balance	256 436	346 617	330 629	310 365	286 852	267 815
Plus Receipts	104 645	5 441	4 620	3 113	3 771	48 799
SubTotal	361 081	352 058	335 249	313 477	290 622	316 613
Less Payments	14 465	21 429	24 884	26 626	22 807	29 810
Closing Balance	346 617	330 629	310 365	286 852	267 815	286 804

**DC35 Capricorn (Medium)**


Opening Balance	205 556	369 812	342 384	313 561	289 738	209 733
Plus Receipts	281 458	25 525	14 217	77 185	(1 394)	229 459
SubTotal	487 015	395 337	356 601	390 746	288 344	439 192
Less Payments	117 203	52 953	43 040	101 008	78 612	62 512
Closing Balance	369 812	342 384	313 561	289 738	209 733	376 679

**LIM361 Thabazimbi (Low)**

Opening Balance	6 358	31 076	26 756	19 007	4 681	(7 173)
Plus Receipts	36 113	10 578	11 823	8 550	10 540	28 085
SubTotal	42 471	41 655	38 580	27 558	15 222	20 911
Less Payments	11 395	14 898	19 572	22 876	22 395	24 584
Closing Balance	31 076	26 756	19 007	4 681	(7 173)	(3 672)

**LIM362 Lephale (Medium)**


Opening Balance	(2 872)	22 091	10 805	10 624	8 863	(6 023)
Plus Receipts	78 387	36 780	45 446	34 285	29 241	61 328
SubTotal	75 514	58 871	56 252	44 910	38 105	55 304
Less Payments	53 423	48 066	45 627	36 046	44 128	33 607
Closing Balance	22 091	10 805	10 624	8 863	(6 023)	21 697

**LIM366 Bela Bela (Medium)**

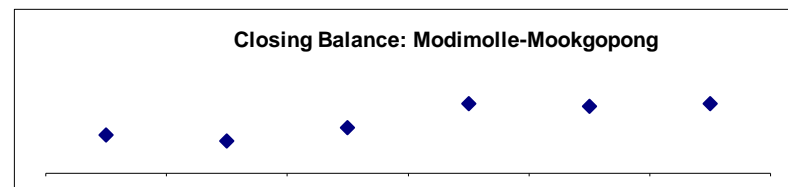
Opening Balance		36 351	3 424	(1 948)	(6 224)	(16 569)
Plus Receipts	50 740	17 209	18 593	18 855	20 152	64 419
SubTotal	50 740	53 561	22 018	16 907	13 928	47 850
Less Payments	14 389	50 136	23 965	23 131	30 497	49 693
Closing Balance	36 351	3 424	(1 948)	(6 224)	(16 569)	(1 842)

**LIM367 Mogalakwena (Low)**

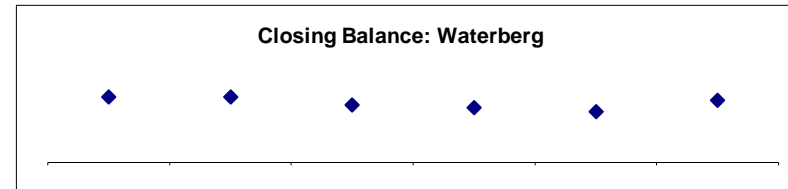
Opening Balance		116 855	64 846	(5 597)	(71 503)	(191 601)
Plus Receipts	178 939	36 761	34 977	36 531	36 656	138 378
SubTotal	178 939	153 617	99 823	30 934	(34 847)	(53 223)
Less Payments	62 083	88 771	105 420	102 437	156 754	112 988
Closing Balance	116 855	64 846	(5 597)	(71 503)	(191 601)	(166 211)

**LIM368 Modimolle-Mookgopong (Medium)**


Opening Balance	34 934	34 934	29 685	41 903	63 739	61 221
Plus Receipts		6 061	56 738	73 346	24 075	60 793
SubTotal	34 934	40 995	86 422	115 249	87 814	122 014
Less Payments		11 310	44 519	51 510	26 593	58 755
Closing Balance	34 934	29 685	41 903	63 739	61 221	63 259

**DC36 Waterberg (Low)**


Opening Balance	115 429	162 986	162 827	143 443	135 559	126 013
Plus Receipts	48 120	1 367	9 333	7 725	1 199	39 126
SubTotal	163 550	164 353	172 161	151 168	136 758	165 139
Less Payments	564	1 526	28 718	15 609	10 745	10 588
Closing Balance	162 986	162 827	143 443	135 559	126 013	154 551

**LIM471 Ephraim Mogale (Low)**


Opening Balance	104 459	166 271	157 435	146 497	153 982	148 473
Plus Receipts	70 159	7 655	9 449	7 486	8 449	47 137
SubTotal	174 619	173 926	166 884	153 982	162 431	195 610
Less Payments	8 348	16 491	20 388		13 958	19 020
Closing Balance	166 271	157 435	146 497	153 982	148 473	176 590

**LIM472 Elias Motsoaledi (Medium)**


Opening Balance	11 695	82 739	45 082	19 035	1 729	52 828
Plus Receipts	120 011	9 618	12 883	17 540	105 478	28 172
SubTotal	131 706	92 357	57 965	36 575	107 207	81 000
Less Payments	48 967	47 275	38 930	34 846	54 379	39 262
Closing Balance	82 739	45 082	19 035	1 729	52 828	41 738

**LIM473 Makhuduthamaga (Low)**


Opening Balance	96 412	190 966	173 910	137 585	125 656	90 493
Plus Receipts	117 968	3 408	3 527	6 456	4 090	89 487
SubTotal	214 380	194 374	177 437	144 040	129 746	179 979
Less Payments	23 413	20 464	39 853	18 384	39 254	30 781
Closing Balance	190 966	173 910	137 585	125 656	90 493	149 198

**LIM476 Fetakgomo-Greater Tubatse (Low)**

Opening Balance				107 382	59 899	82 421
Plus Receipts			138 162	9 113	58 294	146 036
SubTotal			138 162	116 495	118 193	228 458
Less Payments			30 780	56 596	35 772	38 755
Closing Balance			107 382	59 899	82 421	189 703

**DC47 Sekhukhune (High)**


Opening Balance	914	(403 054)	(473 806)	(578 432)	(664 358)	(718 772)
Plus Receipts	3 542	6 633	5 214	6 080	48 984	6 087
SubTotal	4 455	(396 421)	(468 592)	(572 352)	(615 374)	(712 684)
Less Payments	407 509	77 385	109 840	92 005	103 398	104 448
Closing Balance	(403 054)	(473 806)	(578 432)	(664 358)	(718 772)	(817 133)



MP MPUMALANGA


MP301 Albert Luthuli (Medium)

Opening Balance	398	84 055	34 620	20 609	6 178	1 151
Plus Receipts	142 226	2 915	6 954	13 360	21 259	108 633
SubTotal	142 624	86 970	41 574	33 969	27 437	109 783
Less Payments	58 569	52 350	20 965	27 791	26 287	71 347
Closing Balance	84 055	34 620	20 609	6 178	1 151	38 436




MP302 Msukaligwa (Low)

Opening Balance	19 179	76 757	71 875	66 992	49 124	38 963
Plus Receipts	85 743	30 460	30 460	23 046	30 031	65 373
SubTotal	104 922	107 217	102 335	90 038	79 155	104 336
Less Payments	28 165	35 343	35 343	40 914	40 192	120 983
Closing Balance	76 757	71 875	66 992	49 124	38 963	(16 647)




MP303 Mkhondo (Low)

Opening Balance	4 026	53 388	29 772	5 758	47 796	36 317
Plus Receipts	87 438	21 907	16 754	71 503	33 504	85 852
SubTotal	91 464	75 296	46 526	77 261	81 300	122 168
Less Payments	38 076	45 524	40 768	29 465	44 983	77 678
Closing Balance	53 388	29 772	5 758	47 796	36 317	44 491




MP304 Pixley Ka Seme (MP) (Medium)

Opening Balance	37 640	78 590	70 637	58 962	43 994	34 394
Plus Receipts	53 767	10 243	9 711	8 626	8 924	40 982
SubTotal	91 408	88 833	80 349	67 588	52 918	75 376
Less Payments	12 818	18 196	21 387	23 594	18 525	19 375
Closing Balance	78 590	70 637	58 962	43 994	34 394	56 000



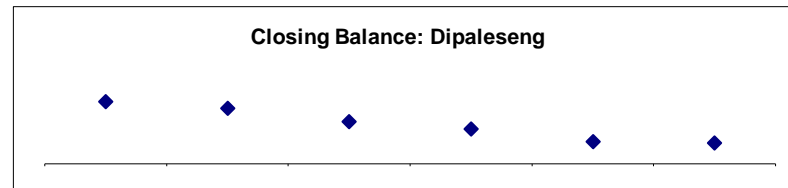
MP305 Lekwa (Low)

Opening Balance	5 325	24 916	(24 283)	(25 636)	(25 714)	(25 885)
Plus Receipts	83 157	22 945	68 422	72 570	82 696	30 671
SubTotal	88 482	47 861	44 139	46 934	56 982	4 787
Less Payments	63 566	72 145	69 775	72 648	82 866	59 751
Closing Balance	24 916	(24 283)	(25 636)	(25 714)	(25 885)	(54 965)



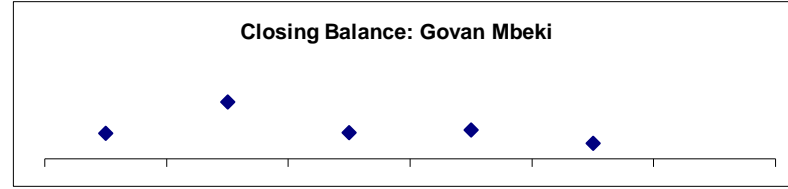
MP306 Dipaleseng (Low)

Opening Balance	22 904	30 794	27 521	20 810	17 298	10 896
Plus Receipts	36 604	10 341	7 485	8 134	12 267	18 648
SubTotal	59 509	41 135	35 006	28 944	29 564	29 544
Less Payments	28 715	13 614	14 196	11 646	18 668	19 108
Closing Balance	30 794	27 521	20 810	17 298	10 896	10 436



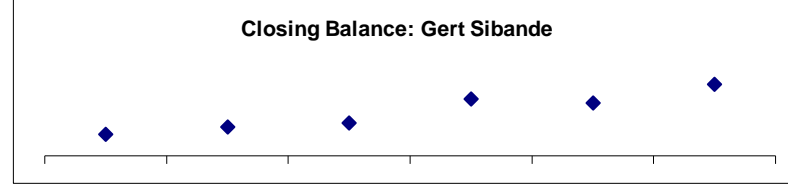
MP307 Govan Mbeki (High)

Opening Balance	14 990	15 622	35 380	16 037	17 897	
Plus Receipts	225 858	129 222	120 784	123 052	126 736	
SubTotal	240 848	144 844	156 165	139 089	144 633	
Less Payments	225 226	109 464	140 128	121 192	134 970	
Closing Balance	15 622	35 380	16 037	17 897	9 663	



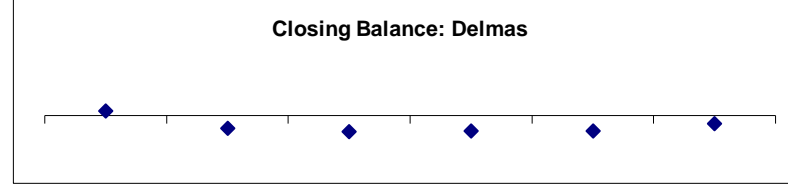
DC30 Gert Sibande (Medium)

Opening Balance	84 363	26 295	35 606	40 982	70 758	65 587
Plus Receipts	(28 962)	29 040	(31 954)	30 084	34 446	56 048
SubTotal	55 402	55 335	3 653	71 067	105 204	121 635
Less Payments	29 106	19 729	(37 329)	309	39 617	32 456
Closing Balance	26 295	35 606	40 982	70 758	65 587	89 179




MP311 Victor Khanye (Medium)

Opening Balance	29 421	111 351	(314 625)	(395 576)	(377 559)	(384 616)
Plus Receipts	123 910	(194 198)	(60 842)	55 009	28 665	295 123
SubTotal	153 331	(82 848)	(375 467)	(340 567)	(348 894)	(89 493)
Less Payments	41 981	231 777	20 109	36 992	35 722	103 693
Closing Balance	111 351	(314 625)	(395 576)	(377 559)	(384 616)	(193 186)



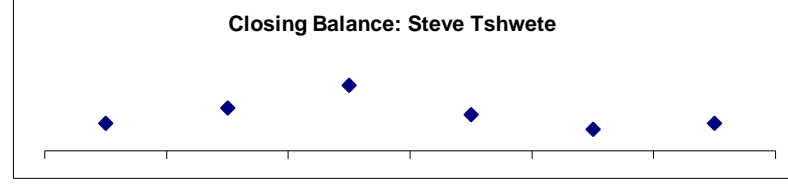
MP312 Emalaheni (Mp) (High)

Opening Balance	(2 668)	634	(5 387)	(10 565)	(11 916)	(17 829)
Plus Receipts	293 525	128 116	200 159	228 284	177 783	383 705
SubTotal	290 856	128 750	194 772	217 719	165 867	365 876
Less Payments	290 222	134 137	205 337	229 635	183 696	379 889
Closing Balance	634	(5 387)	(10 565)	(11 916)	(17 829)	(14 012)



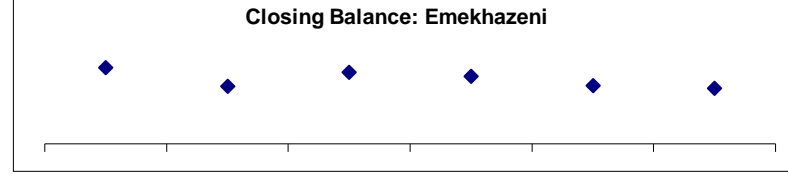
MP313 Steve Tshwete (High)

Opening Balance	80 631	172 230	264 145	405 095	226 459	134 701
Plus Receipts	246 386	200 688	243 020	(98 654)	28 304	156 688
SubTotal	327 016	372 918	507 166	306 441	254 763	291 389
Less Payments	154 786	108 773	102 070	79 982	120 061	120 871
Closing Balance	172 230	264 145	405 095	226 459	134 701	170 518



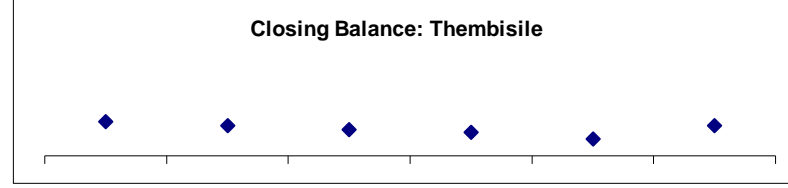
MP314 Emakhazeni (Low)

Opening Balance	9 268	47 081	35 888	44 351	41 800	36 218
Plus Receipts	45 140	13 538	17 907	15 936	11 826	25 464
SubTotal	54 408	60 620	53 795	60 287	53 626	61 681
Less Payments	7 327	24 731	9 443	18 487	17 408	27 175
Closing Balance	47 081	35 888	44 351	41 800	36 218	34 507




MP315 Thembisile Hani (Low)

Opening Balance	66 453	213 347	185 473	161 909	145 733	105 699
Plus Receipts	204 240	6 032	17 021	17 321	2 741	138 317
SubTotal	270 692	219 379	202 494	179 230	148 474	244 016
Less Payments	57 346	33 906	40 585	33 497	42 775	58 210
Closing Balance	213 347	185 473	161 909	145 733	105 699	185 806



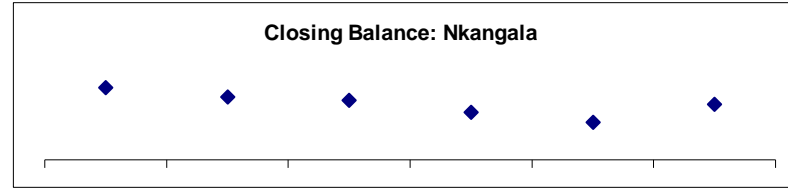
MP316 Dr J.S. Moroka (Low)

Opening Balance		124 231	141 337	100 608	78 028	143 197
Plus Receipts	149 788	58 119	20 928	12 500	104 759	1 880
SubTotal	149 788	182 350	162 265	113 108	182 787	145 077
Less Payments	25 557	41 013	61 657	35 080	39 590	75 694
Closing Balance	124 231	141 337	100 608	78 028	143 197	69 383




DC31 Nkangala (High)

Opening Balance	462 348	579 046	555 814	546 947	517 757	493 843
Plus Receipts	142 415	2 905	16 737	7 384	6 142	115 366
SubTotal	604 763	581 952	572 551	554 331	523 900	609 210
Less Payments	25 716	26 137	25 604	36 573	30 056	71 133
Closing Balance	579 046	555 814	546 947	517 757	493 843	538 077




MP321 Thaba Chweu (Low)

Opening Balance	5 242	49 059	32 693	19 518	15 724	6 990
Plus Receipts	105 242	31 236	33 290	39 904	28 759	83 227
SubTotal	110 484	80 296	65 983	59 422	44 483	90 217
Less Payments	61 425	47 603	46 465	43 699	37 493	66 566
Closing Balance	49 059	32 693	19 518	15 724	6 990	23 651




MP324 Nkomazi (Medium)

Opening Balance	58 209	189 552	124 285	111 919	128 426	79 927
Plus Receipts	292 807	32 170	120 781	97 338	58 255	266 082
SubTotal	351 016	221 722	245 066	209 256	186 681	346 009
Less Payments	161 464	97 437	133 148	80 831	106 754	159 896
Closing Balance	189 552	124 285	111 919	128 426	79 927	186 113



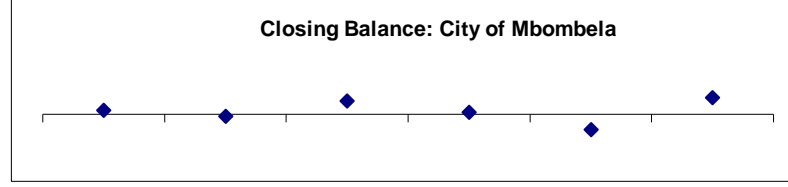
MP325 Bushbuckridge (Low)

Opening Balance	142 729	429 230	337 758	336 344	271 826	271 826
Plus Receipts	374 006	21 237	96 707	148 747		315 305
SubTotal	516 735	450 467	434 465	485 092	271 826	587 132
Less Payments	87 505	112 710	98 120	213 265		204 364
Closing Balance	429 230	337 758	336 344	271 826	271 826	382 767



MP326 City of Mbombela (High)

Opening Balance	19 725	19 725	(10 864)	67 036	10 480	(76 140)
Plus Receipts		51 890	482 796	286 100	148 442	351 144
SubTotal	19 725	71 615	471 932	353 136	158 921	275 004
Less Payments		82 479	404 896	342 656	235 061	190 388
Closing Balance	19 725	(10 864)	67 036	10 480	(76 140)	84 616

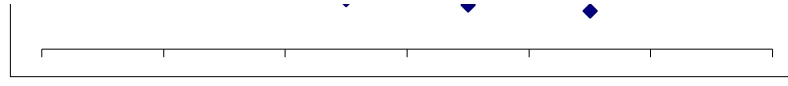


DC32 Ehlanzeni (High)

Opening Balance	68 128	146 793	134 239	122 886	109 335	94 606
Plus Receipts	92 951	2 792	669	599	427	74 313
SubTotal	161 079	149 585	134 909	123 484	109 762	168 920




Less Payments	14 286	15 346	12 023	14 149	15 156	29 694
Closing Balance	146 793	134 239	122 886	109 335	94 606	139 226



NC NORTHERN CAPE

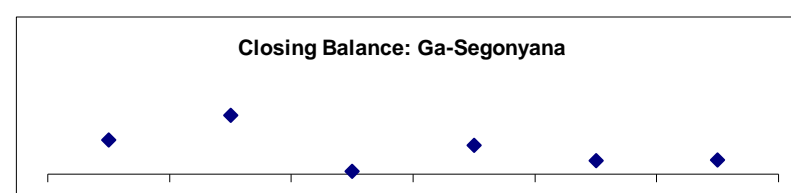
NC451 Joe Morolong (Low)

Opening Balance	23 839	42 448	27 491	4 883	11 181	13 532
Plus Receipts	88 061	26 607	6 689	47 801	5 399	60 840
SubTotal	111 900	69 055	34 180	52 684	16 580	74 372
Less Payments	69 452	41 564	29 297	41 503	3 048	45 185
Closing Balance	42 448	27 491	4 883	11 181	13 532	29 186




NC452 Ga-Segonyana (Medium)

Opening Balance	2 555	8 501	14 570	670	7 081	3 272
Plus Receipts	89 145	30 931	21 781	50 209	13 794	56 303
SubTotal	91 700	39 432	36 351	50 880	20 875	59 576
Less Payments	83 199	24 862	35 681	43 798	17 603	55 995
Closing Balance	8 501	14 570	670	7 081	3 272	3 581



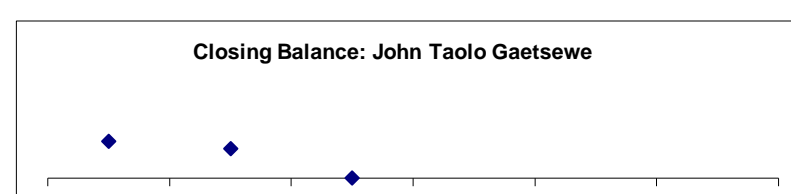
NC453 Gamagara (Medium)

Opening Balance	(99 206)	(38 192)	(53 121)			
Plus Receipts	20 103	(19 139)	5 817			
SubTotal	(79 103)	(57 331)	(47 304)			
Less Payments	(40 912)	(4 210)	28 426			
Closing Balance	(38 192)	(53 121)	(75 730)			




DC45 John Taolo Gaetsewe (Medium)

Opening Balance	613	23 031	18 281			
Plus Receipts	30 092	1 589	2 624			
SubTotal	30 705	24 620	20 904			
Less Payments	7 674	6 339	20 758			
Closing Balance	23 031	18 281	146			




NC061 Richtersveld (Medium)

Opening Balance	359	530	1 272	455	545	572
Plus Receipts	12 272	3 627	3 778	5 228	4 438	12 383
SubTotal	12 631	4 158	5 050	5 683	4 983	12 955
Less Payments	12 100	2 886	4 595	5 137	4 412	12 230
Closing Balance	530	1 272	455	545	572	725




NC062 Nama Khoi (Medium)

Opening Balance	8 616	12 490	7 738	3 090	5 874	6 144
Plus Receipts	27 759	16 903	20 627	15 056	14 731	28 373
SubTotal	36 375	29 393	28 365	18 145	20 605	34 517
Less Payments	23 884	21 655	25 275	12 271	14 461	25 575
Closing Balance	12 490	7 738	3 090	5 874	6 144	8 942




NC064 Kamiesberg (Low)

Opening Balance	55	21 173	2 308	344	211	226
Plus Receipts	35 146	23 375	5 527	3 297	3 551	9 919
SubTotal	35 201	44 548	7 834	3 641	3 762	10 145
Less Payments	14 028	42 240	7 490	3 430	3 536	9 917
Closing Balance	21 173	2 308	344	211	226	228



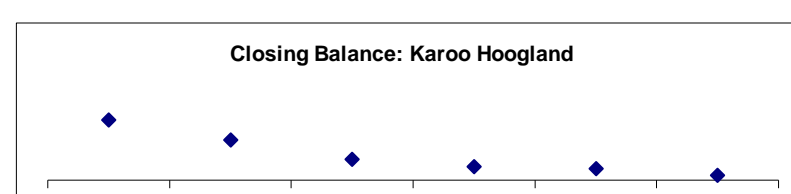
NC065 Hantam (Low)

Opening Balance	815	7 863	(998)	(3 992)	668	735
Plus Receipts	15 998	5 761	3 769	4 712	4 227	23 176
SubTotal	16 813	13 624	2 771	720	4 895	23 912
Less Payments	8 950	14 622	6 763	52	4 160	22 063
Closing Balance	7 863	(998)	(3 992)	668	735	1 848




NC066 Karoo Hoogland (Medium)

Opening Balance	5 930	14 968	9 934	5 149	3 386	2 837
Plus Receipts	9 055	5 748	2 228	2 042	3 071	7 328
SubTotal	14 984	20 716	12 162	7 191	6 457	10 164
Less Payments	16	10 782	7 013	3 805	3 620	8 903
Closing Balance	14 968	9 934	5 149	3 386	2 837	1 261




NC067 Khai-Ma (Low)

Opening Balance	1 531	9 100	9 433	6 770	5 201	4 353
Plus Receipts	15 214	5 064	2 192	3 933	2 851	9 739
SubTotal	16 744	14 164	11 625	10 702	8 052	14 093
Less Payments	7 645	4 731	4 855	5 501	3 698	3 842
Closing Balance	9 100	9 433	6 770	5 201	4 353	10 251




DC6 Namakwa (Medium)

Opening Balance	3 685	4 210	4 924	3 655	200	137
Plus Receipts	15 221	4 664	3 305	3 889	5 164	13 841
SubTotal	18 907	8 874	8 229	7 545	5 364	13 978
Less Payments	14 696	3 950	4 573	7 345	5 227	12 638
Closing Balance	4 210	4 924	3 655	200	137	1 341




NC071 Ubuntu (Medium)

Opening Balance	336	7 533	932	(1 060)	292	5 006
Plus Receipts	6 213	1 371	1 599	1 568	(3)	20 033
SubTotal	6 549	8 904	2 531	508	289	25 039
Less Payments	(984)	7 972	3 591	216	(4 717)	11 579
Closing Balance	7 533	932	(1 060)	292	5 006	13 460




NC072 Umsobomvu (Low)

Opening Balance	19 248	25 569	18 100	13 901	12 597	7 967
Plus Receipts	21 160	10 679	12 417	13 878	8 944	32 056
SubTotal	40 408	36 248	30 517	27 779	21 541	40 023
Less Payments	14 839	18 148	16 616	15 182	13 573	12 097
Closing Balance	25 569	18 100	13 901	12 597	7 967	27 925



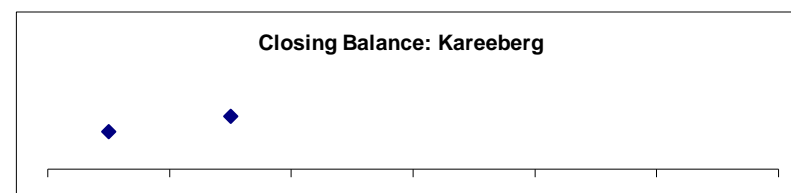
NC073 Emthanjeni (Medium)

Opening Balance	9 884	20 095	13 365	17 196	11 939	10 114
Plus Receipts	23 870	12 682	22 476	11 281	16 268	21 686
SubTotal	33 753	32 777	35 841	28 477	28 207	31 800
Less Payments	13 658	19 412	18 645	16 538	18 094	14 149
Closing Balance	20 095	13 365	17 196	11 939	10 114	17 651



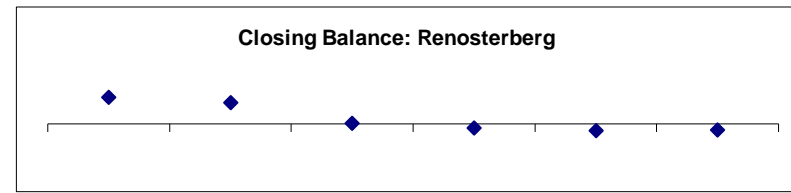
NC074 Kareeberg (Medium)

Opening Balance	23 254	34 667				
Plus Receipts	26 748	8 701				
SubTotal	50 001	43 368				
Less Payments	15 335	6 837				
Closing Balance	34 667	36 531				




NC075 Renosterberg (Medium)

Opening Balance	87	6 657	5 299	83	(974)	(1 684)
Plus Receipts	8 319	1 778	403	447	1 775	1 807
SubTotal	8 406	8 435	5 702	530	801	123
Less Payments	1 749	3 136	5 619	1 504	2 484	1 628
Closing Balance	6 657	5 299	83	(974)	(1 684)	(1 505)



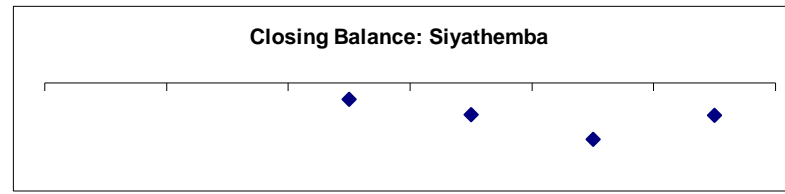
NC076 Thembelihle (Low)

Opening Balance	183	85	(2 676)	(529)	(1 766)	(141)
Plus Receipts	11 691	5 060	5 904	4 438	6 295	14 037
SubTotal	11 874	5 145	3 228	3 910	4 529	13 896
Less Payments	11 788	7 821	3 757	5 675	4 671	13 408
Closing Balance	85	(2 676)	(529)	(1 766)	(141)	487




NC077 Siyathemba (Medium)

Opening Balance			(4 080)	(7 956)	(14 039)
Plus Receipts	5 786		3 190	4 569	13 969
SubTotal	5 786		(890)	(3 387)	(70)
Less Payments	9 866		7 066	10 653	7 946
Closing Balance	(4 080)		(7 956)	(14 039)	(8 016)



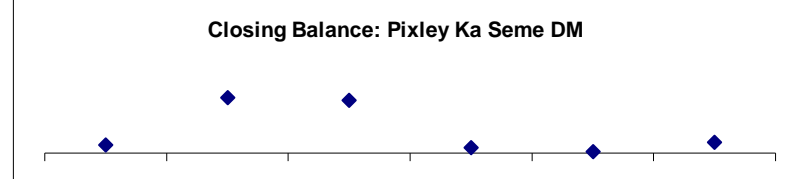
NC078 Siyancuma (Medium)

Opening Balance	(627)	1 889	(1 848)	(7 239)	(6 778)	(20 903)
Plus Receipts	20 612	7 794	3 286	7 448	5 143	33 366
SubTotal	19 985	9 683	1 438	209	(1 635)	12 463
Less Payments	18 096	11 531	8 677	6 987	19 268	10 760
Closing Balance	1 889	(1 848)	(7 239)	(6 778)	(20 903)	1 703



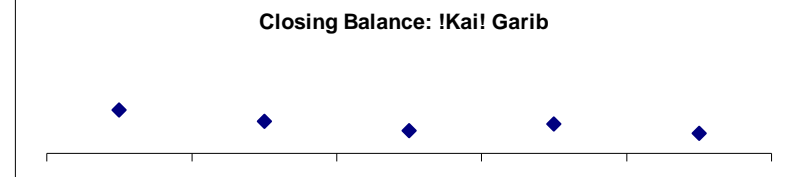
DC7 Pixley Ka Seme (Nc) (Medium)

Opening Balance	98	209	1 400	1 344	139	35
Plus Receipts	31 761	6 504	7 119	7 668	8 569	19 441
SubTotal	31 859	6 713	8 519	9 011	8 708	19 476
Less Payments	31 650	5 313	7 176	8 872	8 673	19 209
Closing Balance	209	1 400	1 344	139	35	267



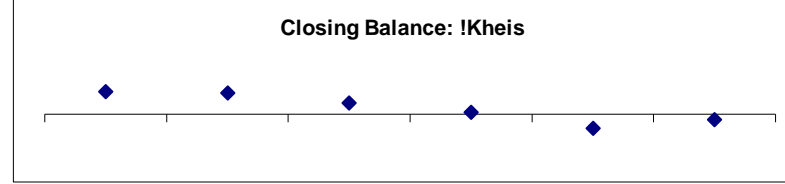
NC082 IKai! Garib (Low)

Opening Balance	1 204	49 176	36 854	25 483	33 312	22 803
Plus Receipts	65 324	9 111	8 071	26 401	9 630	33 983
SubTotal	66 528	58 287	44 925	51 884	42 942	56 786
Less Payments	17 352	21 433	19 443	18 572	20 139	22 767
Closing Balance	49 176	36 854	25 483	33 312	22 803	34 019



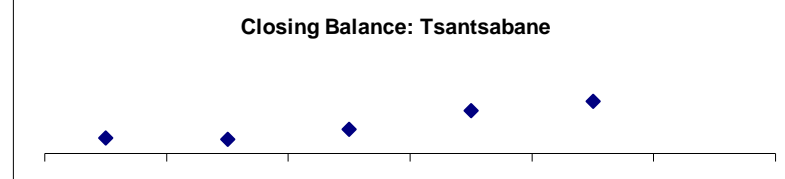
NC084 IKheis (Low)

Opening Balance	236	5 611	5 247	2 792	475	(3 435)
Plus Receipts	9 033	2 839	1 067	617	601	8 215
SubTotal	9 269	8 450	6 314	3 409	1 076	4 780
Less Payments	3 657	3 203	3 522	2 934	4 511	6 067
Closing Balance	5 611	5 247	2 792	475	(3 435)	(1 287)



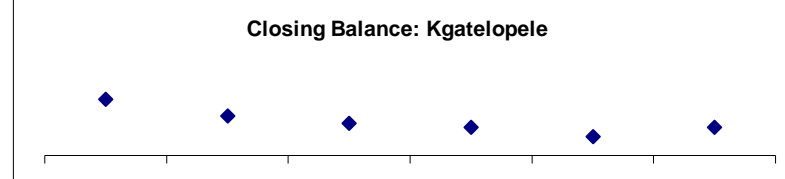
NC085 Tsantsabane (Low)

Opening Balance	581	19 522	17 466	30 142	53 086	
Plus Receipts	35 890	10 857	20 315	31 072	19 795	
SubTotal	36 471	30 379	37 781	61 215	72 881	
Less Payments	16 949	12 913	7 639	8 128	8 200	
Closing Balance	19 522	17 466	30 142	53 086	64 681	




NC086 Kgatelopele (Low)

Opening Balance		13 987	9 789	7 983	7 031	4 667
Plus Receipts	19 325	3 608	5 429	4 103	3 274	9 745
SubTotal	19 325	17 595	15 218	12 086	10 305	14 412
Less Payments	5 338	7 806	7 235	5 055	5 638	7 411
Closing Balance	13 987	9 789	7 983	7 031	4 667	7 002



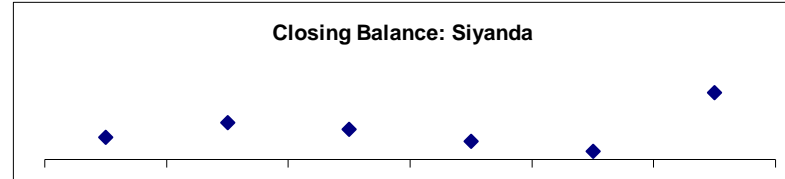
NC087 Dawid Kruiper (Medium)

Opening Balance	15 667	9 906	25 529	25 790	14 310	(2 197)
Plus Receipts	42 859	58 272	48 525	39 498	39 437	62 966
SubTotal	58 526	68 178	74 054	65 288	53 747	60 768
Less Payments	48 620	42 649	48 264	50 978	55 944	39 841
Closing Balance	9 906	25 529	25 790	14 310	(2 197)	20 927



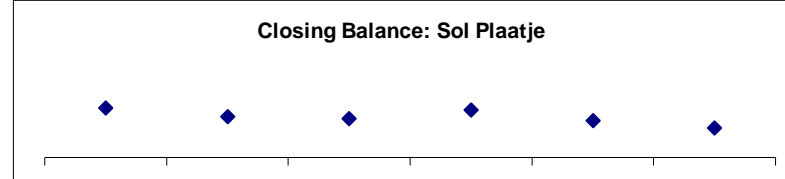
DC8 Z F Mgqawu (Medium)

Opening Balance	3 684	5 467	9 158	7 569	4 464	2 093
Plus Receipts	21 319	2 213	1 562	448	44	23 437
SubTotal	25 004	7 680	10 720	8 017	4 508	25 530
Less Payments	19 537	(1 478)	3 151	3 553	2 414	8 953
Closing Balance	5 467	9 158	7 569	4 464	2 093	16 577



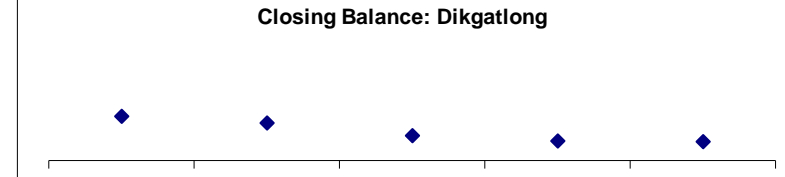
NC091 Sol Plaatje (High)

Opening Balance	259 276	307 886	253 444	242 096	296 215	230 543
Plus Receipts	169 610	99 895	112 384	187 531	102 396	170 697
SubTotal	428 886	407 781	365 828	429 627	398 611	401 241
Less Payments	121 000	154 337	123 732	133 412	168 068	217 396
Closing Balance	307 886	253 444	242 096	296 215	230 543	183 845



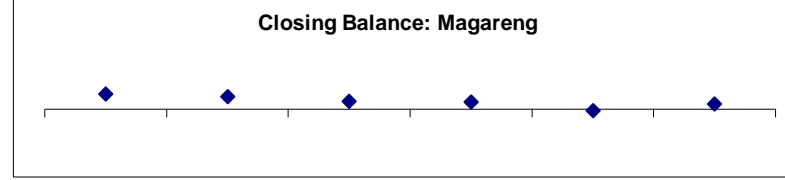
NC092 Dikgatlong (Low)

Opening Balance	460	22 959	19 500	12 891	10 241	9 825
Plus Receipts	52 076	2 278	2	3 358	6 365	29 098
SubTotal	52 536	25 237	19 502	16 249	16 607	38 923
Less Payments	29 577	5 737	6 611	6 007	6 782	13 319
Closing Balance	22 959	19 500	12 891	10 241	9 825	25 603



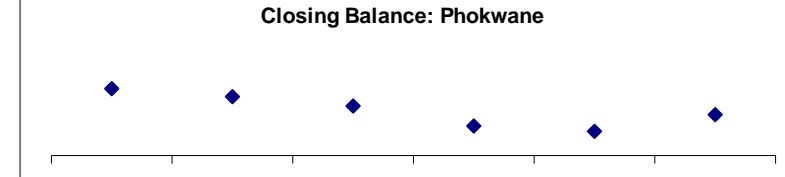
NC093 Magareng (Low)

Opening Balance	212	18 746	15 209	9 685	8 859	(1 536)
Plus Receipts	22 831	3 469	1 442	1 151	1 810	14 542
SubTotal	23 043	22 215	16 650	10 836	10 669	13 006
Less Payments	4 297	7 007	6 965	1 977	12 205	6 306
Closing Balance	18 746	15 209	9 685	8 859	(1 536)	6 700




NC094 Phokwane (Medium)

Opening Balance	903	36 237	31 860	26 984	16 062	13 003
Plus Receipts	43 460	9 225	9 109	7 950	10 480	35 536
SubTotal	44 362	45 462	40 970	34 934	26 543	48 539
Less Payments	8 126	13 602	13 986	18 872	13 539	26 321
Closing Balance	36 237	31 860	26 984	16 062	13 003	22 219



DC9 Frances Baard (Medium)


Opening Balance	69 275	108 070	96 511	88 181	78 784	71 247
Plus Receipts	45 670	(5 390)	661	1 843	(12)	29 591
SubTotal	114 945	102 679	97 172	90 024	78 772	100 838
Less Payments	6 875	6 169	8 991	11 240	7 525	18 965
Closing Balance	108 070	96 511	88 181	78 784	71 247	81 873



NW NORTH WEST


NW371 Moretele (Low)

Opening Balance	30 289	9 472	11 393	705	5 305	1 351
Plus Receipts	59 094	44 918	40 904	44 967	45 322	86 195
SubTotal	89 383	54 390	52 297	45 672	50 627	87 546
Less Payments	79 911	42 997	51 592	40 367	49 276	87 033
Closing Balance	9 472	11 393	705	5 305	1 351	513




NW372 Madibeng (High)

Opening Balance	77 959	165 256	125 824	63 346	36 227	16 985
Plus Receipts	390 985	59 601	108 511	66 148	67 129	343 820
SubTotal	468 945	224 858	234 334	129 494	103 356	360 805
Less Payments	303 688	99 034	170 989	93 267	86 371	265 968
Closing Balance	165 256	125 824	63 346	36 227	16 985	94 837




NW373 Rustenburg (High)

Opening Balance	593 693	930 875	774 301	715 075	721 385	770 887
Plus Receipts	555 165	231 313	245 663	265 537	357 663	604 803
SubTotal	1 148 858	1 162 187	1 019 965	980 612	1 079 048	1 375 690
Less Payments	217 983	387 886	304 889	259 227	308 162	328 258
Closing Balance	930 875	774 301	715 075	721 385	770 887	1 047 432




NW374 Kgetlengrivier (Low)

Opening Balance	1 608	3 365	(2 410)	(3 376)	(3 910)	(7 908)
Plus Receipts	44 213	6 632	7 078	12 660	5 546	33 059
SubTotal	45 820	9 997	4 668	9 284	1 635	25 151
Less Payments	42 455	12 407	8 044	13 194	9 543	23 543
Closing Balance	3 365	(2 410)	(3 376)	(3 910)	(7 908)	1 608




NW375 Moses Kotane (Medium)

Opening Balance	108 011	192 727	176 684	126 449	110 292	39 432
Plus Receipts	170 770	8 275	20 062	34 322	3 432	190 246
SubTotal	278 782	201 002	196 747	160 771	113 725	229 677
Less Payments	86 054	24 318	70 298	50 478	74 293	34 566
Closing Balance	192 727	176 684	126 449	110 292	39 432	195 111




DC37 Bojanala Platinum (High)

Opening Balance	2 580	101 503	73 106	49 362	28 395	1 771
Plus Receipts	126 268	1 819	278	1 529	1 931	102 229
SubTotal	128 847	103 323	73 384	50 891	30 326	104 000
Less Payments	27 344	30 217	24 022	22 496	28 555	20 895
Closing Balance	101 503	73 106	49 362	28 395	1 771	83 106



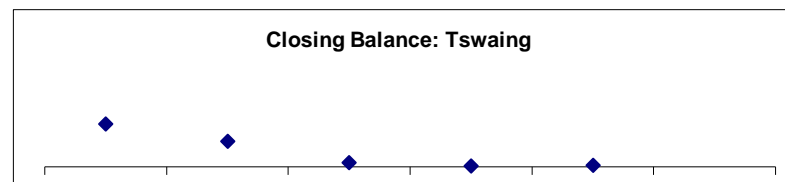
NW381 Ratlou (Low)

Opening Balance	58 729	100 994	83 434	63 358	49 704	31 120
Plus Receipts	57 873	4 086	1 162	3 293	1 130	55 794
SubTotal	116 602	105 079	84 596	66 651	50 834	86 915
Less Payments	15 608	21 645	21 238	16 947	19 714	22 901
Closing Balance	100 994	83 434	63 358	49 704	31 120	64 013




NW382 Tswaing (Low)

Opening Balance	1 335	26 599	16 003	2 656	508	
Plus Receipts	55 276	5 805	4 219	5 028	5 201	
SubTotal	56 611	32 404	20 222	7 683	5 709	
Less Payments	30 012	16 401	17 567	7 175	4 820	
Closing Balance	26 599	16 003	2 656	508	889	



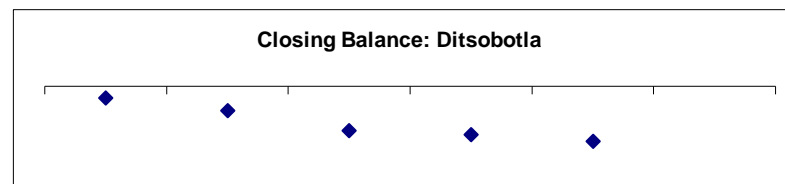
NW383 Mafikeng (Low)

Opening Balance	1 923	138 050	124 655	127 400	109 174	115 355
Plus Receipts	137 781	21 440	34 100	37 483	58 123	120 499
SubTotal	139 704	159 490	158 755	164 883	167 297	235 854
Less Payments	1 654	34 835	31 355	55 709	51 942	105 911
Closing Balance	138 050	124 655	127 400	109 174	115 355	129 942




NW384 Ditsobotla (Low)

Opening Balance	582	(7 420)	(15 165)	(27 503)	(30 044)	
Plus Receipts	84 066	23 811	20 019	19 949	17 151	
SubTotal	84 648	16 391	4 854	(7 555)	(12 893)	
Less Payments	92 068	31 556	32 357	22 489	21 081	
Closing Balance	(7 420)	(15 165)	(27 503)	(30 044)	(33 974)	




NW385 Ramotshere Moiloa (Low)

Opening Balance	6 331	18 632	15 715	13 666	8 297	3 414
Plus Receipts	77 498	19 704	21 487	12 603	9 601	78 966
SubTotal	83 829	38 336	37 202	26 269	17 898	82 380
Less Payments	65 197	22 621	23 536	17 972	14 484	52 690
Closing Balance	18 632	15 715	13 666	8 297	3 414	29 690




DC38 Ngaka Modiri Molema (Low)

Opening Balance	3 761	120 784	92 662	66 766	42 545	3 316
Plus Receipts	207 567	2 726	10 767	1 091	569	111 997
SubTotal	211 328	123 510	103 429	67 856	43 113	115 313
Less Payments	90 544	30 848	36 663	25 312	39 797	52 775
Closing Balance	120 784	92 662	66 766	42 545	3 316	62 538




NW392 Naledi (Nw) (Low)

Opening Balance	18 583	1 602	5 262	5 246	6 719	6 719
Plus Receipts	12 198	35 898	36 766	25 828		
SubTotal	30 780	37 500	42 028	31 074	6 719	6 719
Less Payments	29 178	32 238	36 781	24 355		
Closing Balance	1 602	5 262	5 246	6 719	6 719	6 719



NW393 Mamusa (Medium)

Opening Balance	886	9 437	5 749	5 749	4 449	
Plus Receipts	30 024	6 967		7 377	6 876	
SubTotal	30 910	16 403	5 749	13 127	11 325	
Less Payments	21 473	10 654		8 678	6 174	
Closing Balance	9 437	5 749	5 749	4 449	5 151	




NW394 Greater Taung (Medium)

Opening Balance	9 015	72 925	47 403	21 715	11 457	2 383
Plus Receipts	82 770	21 730	2 874	8 773	6 986	73 948
SubTotal	91 785	94 655	50 276	30 488	18 443	76 331
Less Payments	18 860	47 253	28 562	19 031	16 060	46 451
Closing Balance	72 925	47 403	21 715	11 457	2 383	29 880




NW396 Lekwa-Teemane (Low)

Opening Balance	(110)	7 437	2 662	5 292	738	(2 290)
Plus Receipts	34 643	11 371	12 330	10 733	10 599	17 890
SubTotal	34 533	18 808	14 991	16 025	11 337	15 600
Less Payments	27 097	16 146	9 699	15 287	13 626	27 403
Closing Balance	7 437	2 662	5 292	738	(2 290)	(11 803)



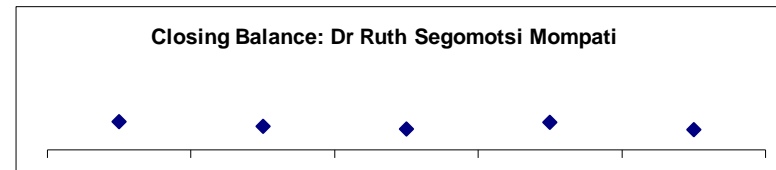
NW397 Kagisano-Molopo (Low)

Opening Balance	23 133	73 128	62 420	54 559	44 681	33 837
Plus Receipts	66 016	5 760	4 074	4 378	1 478	40 493
SubTotal	89 149	78 888	66 494	58 937	46 159	74 330
Less Payments	16 021	16 468	11 935	14 257	12 322	17 468
Closing Balance	73 128	62 420	54 559	44 681	33 837	56 862




DC39 Dr Ruth Segomotsi Mompati (Medium)

Opening Balance	45 699	212 236	176 013	155 439	207 093	150 235
Plus Receipts	214 805	2 485	25 979	73 917	2 140	156 207
SubTotal	260 504	214 722	201 992	229 357	209 233	306 443
Less Payments	48 268	38 708	46 553	22 264	58 998	93 142
Closing Balance	212 236	176 013	155 439	207 093	150 235	213 301



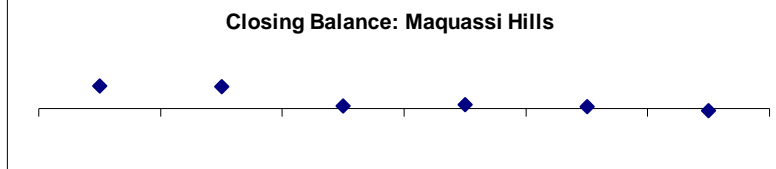
NW403 City Of Matlosana (High)

Opening Balance	31 076	128 264	107 354	63 223	46 542	39 181
Plus Receipts	259 248	153 675	130 376	136 911	137 213	277 000
SubTotal	290 324	281 939	237 730	200 134	183 756	316 182
Less Payments	162 060	174 585	174 507	153 592	144 574	172 935
Closing Balance	128 264	107 354	63 223	46 542	39 181	143 247




NW404 Maquassi Hills (Medium)

Opening Balance	655	2 801	2 725	297	486	258
Plus Receipts	92 550	33 484	35 715	16 731	11 106	71 065
SubTotal	93 205	36 285	38 440	17 028	11 592	71 323
Less Payments	90 404	33 560	38 143	16 542	11 334	71 619
Closing Balance	2 801	2 725	297	486	258	(296)




NW405 Tlokwe-Ventersdorp (High)

Opening Balance						
Plus Receipts						
SubTotal						
Less Payments						
Closing Balance						



DC40 Dr Kenneth Kaunda (Medium)


Opening Balance		60 235	45 965	31 802	14 516	2 226
Plus Receipts	70 609	96	106	322	3 266	56 458
SubTotal	70 609	60 331	46 071	32 123	17 782	58 684
Less Payments	10 374	14 366	14 270	17 607	15 556	15 711
Closing Balance	60 235	45 965	31 802	14 516	2 226	42 974



WC WESTERN CAPE


CPT Cape Town (High)

Opening Balance	1 197 922	763 181	1 510 739	841 304	938 604	788 939
Plus Receipts	3 598 768	3 622 920	2 588 568	2 675 701	3 044 633	3 498 235
SubTotal	4 796 690	4 386 100	4 099 307	3 517 004	3 983 237	4 287 174
Less Payments	4 033 509	2 875 361	3 258 003	2 578 401	3 194 298	3 050 979
Closing Balance	763 181	1 510 739	841 304	938 604	788 939	1 236 195




WC011 Matzikama (Medium)

Opening Balance	16 626	26 557	23 964	22 026	22 425	9 731
Plus Receipts	43 579	24 860	25 723	21 846	21 185	63 768
SubTotal	60 205	51 417	49 688	43 872	43 610	73 500
Less Payments	33 648	27 452	27 662	21 448	33 879	43 223
Closing Balance	26 557	23 964	22 026	22 425	9 731	30 276




WC012 Cederberg (Low)

Opening Balance	1 764	(5 048)	(4 234)	(3 889)	(4 045)	(4 215)
Plus Receipts	25 965	21 814	23 508	20 406	22 420	29 594
SubTotal	27 729	16 766	19 274	16 518	18 375	25 379
Less Payments	32 778	21 000	23 163	20 562	22 590	24 847
Closing Balance	(5 048)	(4 234)	(3 889)	(4 045)	(4 215)	533



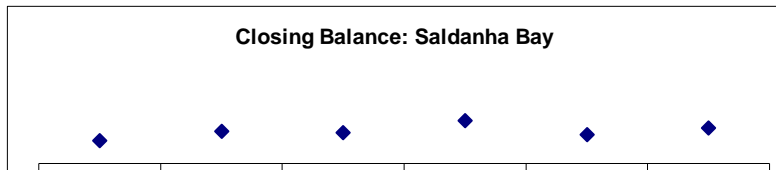
WC013 Bergrivier (Medium)

Opening Balance	65 660	59 850	73 801	63 933	69 189	65 249
Plus Receipts	31 131	27 947	58 637	22 835	24 016	35 204
SubTotal	96 791	87 797	132 437	86 768	93 205	100 453
Less Payments	36 940	13 997	68 504	17 579	27 957	36 140
Closing Balance	59 850	73 801	63 933	69 189	65 249	64 313



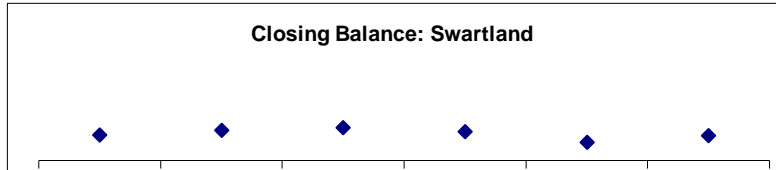
WC014 Saldanha Bay (High)

Opening Balance	502 511	528 538	539 790	537 919	553 506	535 815
Plus Receipts	98 482	86 967	87 212	(1 950)	95 830	133 914
SubTotal	600 993	615 506	627 001	535 969	649 336	669 729
Less Payments	72 455	75 716	89 082	(17 537)	113 521	125 935
Closing Balance	528 538	539 790	537 919	553 506	535 815	543 794



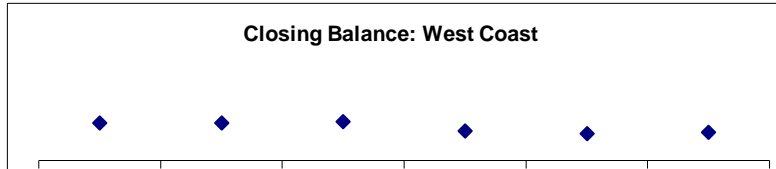
WC015 Swartland (Medium)

Opening Balance	299 119	15 704	18 808	20 180	18 018	11 374
Plus Receipts	110 240	64 645	63 352	60 545	60 768	100 287
SubTotal	409 359	80 349	82 159	80 725	78 786	111 661
Less Payments	393 655	61 542	61 979	62 706	67 412	96 418
Closing Balance	15 704	18 808	20 180	18 018	11 374	15 243




DC1 West Coast (Medium)

Opening Balance	226 915	46 143	46 454	48 610	36 611	33 093
Plus Receipts	42 985	25 948	27 227	10 692	31 823	43 452
SubTotal	269 900	72 091	73 682	59 302	68 434	76 546
Less Payments	223 757	25 637	25 071	22 692	35 340	41 394
Closing Balance	46 143	46 454	48 610	36 611	33 093	35 152




WC022 Witzenberg (Low)

Opening Balance	97 031	95 606	105 306	104 181	24 429	31 900
Plus Receipts	53 101	52 459	49 203	40 954	36 370	54 252
SubTotal	150 132	148 065	154 509	145 135	60 799	86 151
Less Payments	54 526	42 759	50 328	120 705	28 900	17 866
Closing Balance	95 606	105 306	104 181	24 429	31 900	68 285




WC023 Drakenstein (High)

Opening Balance	140 989	386 226	336 393	333 185	341 771	300 487
Plus Receipts	316 798	117 174	178 454	156 519	149 946	139 760
SubTotal	457 787	503 401	514 847	489 703	491 718	440 247
Less Payments	71 561	167 008	181 662	147 932	191 230	288 802
Closing Balance	386 226	336 393	333 185	341 771	300 487	151 446




WC024 Stellenbosch (High)

Opening Balance	613 808	695 395	659 520	648 133	718 988	699 012
Plus Receipts	179 489	121 339	92 917	104 225	97 230	163 883
SubTotal	793 297	816 734	752 437	752 358	816 218	862 894
Less Payments	97 902	157 214	104 304	33 369	117 206	153 050
Closing Balance	695 395	659 520	648 133	718 988	699 012	709 844




WC025 Breede Valley (High)

Opening Balance	167 631	188 710	201 491	171 311	187 092	189 708
Plus Receipts	93 256	89 811	79 002	82 490	78 954	97 316
SubTotal	260 887	278 521	280 494	253 801	266 046	287 023
Less Payments	72 177	77 030	109 182	66 709	76 338	73 259
Closing Balance	188 710	201 491	171 311	187 092	189 708	213 764




WC026 Langeberg (Medium)

Opening Balance	103 610	104 303	105 936	91 752	95 045	85 659
Plus Receipts	74 255	52 038	42 236	44 334	42 663	68 492
SubTotal	177 865	156 340	148 172	136 086	137 708	154 151
Less Payments	73 562	50 405	56 421	41 041	52 049	52 349
Closing Balance	104 303	105 936	91 752	95 045	85 659	101 801



DC2 Cape Winelands DM (Medium)

Opening Balance	569 984	648 545	640 842	621 705	607 313	580 846
Plus Receipts	96 982	16 187	7 024	12 669	11 187	78 447
SubTotal	666 966	664 732	647 867	634 374	618 500	659 293
Less Payments	18 420	23 890	26 162	27 061	37 654	32 822
Closing Balance	648 545	640 842	621 705	607 313	580 846	626 471



WC031 Theewaterskloof (Medium)

Opening Balance	67 168	83 404	94 045	87 514	91 488	89 255
Plus Receipts	60 573	44 330	37 007	39 441	36 060	62 181
SubTotal	127 742	127 735	131 052	126 955	127 548	151 436
Less Payments	44 337	33 690	43 539	35 467	38 293	55 238
Closing Balance	83 404	94 045	87 514	91 488	89 255	96 198



WC032 Overstrand (High)						
Opening Balance	174 783	233 895	237 086	219 322	219 390	223 928
Plus Receipts	110 069	85 587	67 531	86 871	84 728	108 866
SubTotal	284 852	319 482	304 618	306 193	304 118	332 794
Less Payments	50 957	82 396	85 295	86 804	80 190	95 680
Closing Balance	233 895	237 086	219 322	219 390	223 928	237 113
WC033 Cape Agulhas (Low)						
Opening Balance	5 806	34 591	23 992	18 041	17 139	14 667
Plus Receipts	48 301	20 882	16 763	17 217	17 060	27 531
SubTotal	54 107	55 474	40 755	35 258	34 199	42 198
Less Payments	19 515	31 482	22 714	18 119	19 532	18 652
Closing Balance	34 591	23 992	18 041	17 139	14 667	23 546
WC034 Swellendam (Low)						
Opening Balance	36 659	34 523	30 191	24 178	24 607	21 290
Plus Receipts	5 326	18 171	13 304	13 900	13 364	41 698
SubTotal	41 985	52 694	43 495	38 078	37 971	62 988
Less Payments	7 462	22 503	19 316	13 471	16 682	19 583
Closing Balance	34 523	30 191	24 178	24 607	21 290	43 404
DC3 Overberg (Medium)						
Opening Balance	21 156	35 541	31 120	31 442	27 751	9 577
Plus Receipts	23 123	9 340	14 493	8 962	2 370	25 833
SubTotal	44 280	44 881	45 613	40 404	30 121	35 410
Less Payments	8 738	13 761	14 172	12 653	20 544	14 599
Closing Balance	35 541	31 120	31 442	27 751	9 577	20 812
WC041 Kannaland (Medium)						
Opening Balance	(311)	24 980	35 524	52 391	49 035	50 091
Plus Receipts	30 085	18 036	23 015	9 597	9 557	18 816
SubTotal	29 774	43 016	58 539	61 988	58 593	68 907
Less Payments	4 794	7 492	6 149	12 952	8 501	5 725
Closing Balance	24 980	35 524	52 391	49 035	50 091	63 182
WC042 Hessequa (Medium)						
Opening Balance	206 785	206 214	209 629	230 886	231 328	226 973
Plus Receipts	45 260	32 796	74 276	33 895	42 248	34 715
SubTotal	252 045	239 010	283 905	264 781	273 576	261 688
Less Payments	45 831	29 381	53 019	33 453	46 604	55 116
Closing Balance	206 214	209 629	230 886	231 328	226 973	206 572
WC043 Mossel Bay (High)						
Opening Balance	339 310	357 561	368 214	363 810	363 840	363 322
Plus Receipts	263 468	43 559	81 979	47 004	50 888	77 292
SubTotal	602 778	401 120	450 193	410 814	414 728	440 614
Less Payments	245 217	32 907	86 383	46 974	51 406	70 731
Closing Balance	357 561	368 214	363 810	363 840	363 322	369 882
WC044 George (High)						
Opening Balance	365 323	420 730	417 041	519 744	658 650	300 283
Plus Receipts	186 024	144 819	251 185	209 921	(198 026)	143 654
SubTotal	551 347	565 549	668 227	729 665	460 623	443 937
Less Payments	130 617	148 507	148 482	71 016	160 340	165 096
Closing Balance	420 730	417 041	519 744	658 650	300 283	278 841
WC045 Oudtshoorn (Medium)						
Opening Balance		36 468	31 868	28 658	29 360	30 048
Plus Receipts	68 920	37 579	44 933	44 766	43 598	84 280
SubTotal	68 920	74 048	76 801	73 424	72 958	114 328
Less Payments	32 451	42 180	48 143	44 064	42 910	74 022
Closing Balance	36 468	31 868	28 658	29 360	30 048	40 306
WC047 Bitou (Medium)						
Opening Balance	120 963	129 220	140 138	126 915	119 628	123 715
Plus Receipts	87 132	55 269	46 206	21 444	54 278	81 703
SubTotal	208 095	184 489	186 344	148 359	173 907	205 418
Less Payments	78 876	44 351	59 429	28 731	50 192	71 043
Closing Balance	129 220	140 138	126 915	119 628	123 715	130 375
WC048 Knysna (Medium)						
Opening Balance	75 567	67 758	77 817	104 026	94 868	90 540
Plus Receipts	74 856	75 041	92 672	53 538	62 299	76 856
SubTotal	150 422	142 799	170 489	157 564	157 167	167 396
Less Payments	82 664	64 983	66 463	62 696	66 627	71 098
Closing Balance	67 758	77 817	104 026	94 868	90 540	96 298
DC4 Eden (Medium)						
Opening Balance	148 557	9 888	19 473	182 941	20 715	17 436
Plus Receipts	(129 743)	20 066	176 459	(148 773)	13 641	6 686
SubTotal	18 814	29 955	195 932	34 168	34 356	24 122
Less Payments	8 925	10 481	12 991	13 453	16 920	12 721
Closing Balance	9 888	19 473	182 941	20 715	17 436	11 401
WC051 Laingsburg (Medium)						
Opening Balance	9 964	17 600	17 823	14 790	16 037	10 988
Plus Receipts	11 294	5 559	2 918	5 245	2 455	7 077
SubTotal	21 258	23 159	20 741	20 034	18 493	18 065
Less Payments	3 659	5 336	5 951	3 997	7 504	6 537
Closing Balance	17 600	17 823	14 790	16 037	10 988	11 528
WC052 Prince Albert (Medium)						
Opening Balance	26 748	34 813	33 518	31 213	27 984	27 025
Plus Receipts	9 894	4 964	12 674	3 573	3 206	1 354
SubTotal	36 642	39 777	46 192	34 786	31 191	28 380
Less Payments	1 828	6 259	14 979	6 802	4 165	(2 440)
Closing Balance	34 813	33 518	31 213	27 984	27 025	30 820
WC053 Beaufort West (Medium)						
Opening Balance	12 944	35 323	32 535	31 629	33 340	24 883
Plus Receipts	36 452	16 055	19 084	18 799	18 979	48 437
SubTotal	49 396	51 378	51 620	50 428	52 319	73 319
Less Payments	14 073	18 843	19 991	17 088	27 436	28 229
Closing Balance	35 323	32 535	31 629	33 340	24 883	45 090
DC5 Central Karoo (Medium)						
Opening Balance	6 913	12 377	12 377	9 077	9 077	8 331
Plus Receipts	11 532	3 124	458	5 344	3 278	11 050
SubTotal	18 445	15 501	12 835	14 421	12 355	19 381
Less Payments	6 068	3 124	3 757	5 344	4 024	12 336
Closing Balance	12 377	12 377	9 077	9 077	8 331	7 046

Source: National Treasury Local Government Database

