



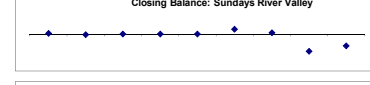
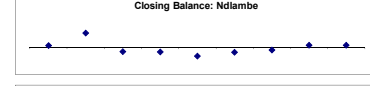


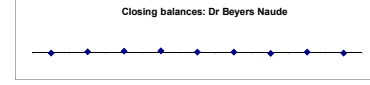
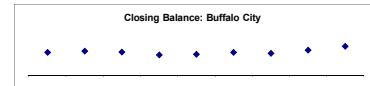


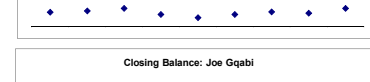






Cash Flow Summary for Financial Year End : 2018

R thousand	July	Aug	Sept	Oct	Nov	Dec	Jan	Feb	Mar
EASTERN CAPE									
BUF Buffalo City (High)									
Opening Balance	1 690 102	1 925 764	2 025 256	1 943 461	1 719 639	1 771 218	1 915 162	1 842 908	2 089 812
Plus Receipts	985 547	351 280	371 794	393 722	582 513	698 422	325 747	677 675	769 909
SubTotal	2 675 649	2 277 044	2 397 050	2 337 183	2 302 152	2 469 639	2 240 909	2 520 582	2 859 721
Less Payments	749 885	251 788	453 589	617 544	530 934	554 478	398 001	430 771	455 290
Closing Balance	1 925 764	2 025 256	1 943 461	1 719 639	1 771 218	1 915 162	1 842 908	2 089 812	2 404 431
MMA Nelson Mandela Bay (High)									
Opening Balance	1 630 374	1 681 847	1 763 749	2 054 724	1 674 819	1 764 465	2 053 702	2 021 945	2 432 811
Plus Receipts	1 195 652	1 012 562	775 957	900 834	931 621	1 110 530	688 045	1 060 673	1 334 559
SubTotal	2 826 026	2 694 409	2 539 706	2 955 558	2 606 440	2 874 995	2 741 747	3 082 618	3 767 370
Less Payments	1 144 178	930 660	484 962	1 280 739	841 975	821 293	719 802	649 807	731 146
Closing Balance	1 681 847	1 763 749	2 054 724	1 674 819	1 764 465	2 053 702	2 021 945	2 432 811	3 036 224
EC101 Dr Beyers Naude (Low)									
Opening Balance	(638)	712	1 180	1 731	208	278	(1 275)	270	(757)
Plus Receipts	40 782	44 721	33 551	28 588	29 240	53 234	17 328	25 488	52 361
SubTotal	40 144	45 433	34 731	29 719	29 448	53 512	17 053	25 758	51 604
Less Payments	61 420	43 371	33 083	28 037	30 763	53 164	18 881	23 942	53 388
Closing Balance	(638)	712	1 180	1 731	208	278	(1 275)	270	(757)
EC102 Blue Crane Route (Low)									
Opening Balance	6 924	34 015	29 829	22 135	18 027	5 489	5 435	13 679	8 500
Plus Receipts	47 229	14 351	12 640	12 967	12 902	25 267	21 413	13 407	32 532
SubTotal	54 154	48 366	42 469	35 102	30 929	30 757	26 848	27 086	41 031
Less Payments	20 139	18 537	20 334	17 076	25 440	25 322	13 168	18 787	16 671
Closing Balance	34 015	29 829	22 135	18 027	5 489	5 435	13 679	8 500	24 361
EC104 Makana (Medium)									
Opening Balance	8 944	7 186	8 036	7 923	7 923	6 187	66	1 954	22 974
Plus Receipts	63 554	23 070	30 986	53 197	28 874	57 684	35 822	62 803	7 370
SubTotal	63 554	30 256	38 172	61 233	36 797	63 871	35 888	64 757	30 344
Less Payments	54 610	24 829	30 136	53 310	30 610	63 805	33 934	41 783	24 393
Closing Balance	8 944	7 186	8 036	7 923	6 187	66	1 954	22 974	5 950
EC105 Ndlambe (Low)									
Opening Balance	3 284	3 365	20 568	(5 278)	(5 804)	(11 367)	(6 119)	(2 875)	3 757
Plus Receipts	67 268	26 487	21 015	26 239	24 764	68 565	43 297	33 613	62 041
SubTotal	70 552	30 052	41 583	20 960	18 961	57 198	37 178	30 739	65 798
Less Payments	67 187	9 483	46 861	26 764	30 328	63 317	40 063	26 982	62 218
Closing Balance	3 365	20 568	(5 278)	(5 804)	(11 367)	(6 119)	(2 875)	3 757	3 580
EC106 Sundays River Valley (Medium)									
Opening Balance	953	2 520	701	1 722	1 336	1 760	9 790	3 774	(27 418)
Plus Receipts	52 861	16 883	25 922	33 654	24 132	64 792	16 203	29 814	51 638
SubTotal	53 814	19 403	26 623	35 376	25 468	66 553	25 993	33 588	24 220
Less Payments	51 294	18 701	24 901	34 040	23 707	56 762	22 219	61 006	42 523
Closing Balance	2 520	701	1 722	1 336	1 760	9 790	3 774	(27 418)	(18 303)
EC108 Kouga (Medium)									
Opening Balance	5 432	62 640	87 692	77 155	68 823	45 605	66 882	65 182	49 874
Plus Receipts	104 477	79 980	55 022	52 579	50 956	84 261	49 937	48 447	81 937
SubTotal	109 909	142 439	142 714	129 734	119 779	129 866	116 819	113 629	131 812
Less Payments	47 450	54 748	65 558	60 911	74 173	62 984	51 637	63 755	61 354
Closing Balance	62 460	87 692	77 155	68 823	45 605	66 882	65 182	49 874	70 458
EC109 Kou-Kamma (Medium)									
Opening Balance	705	7 942	4 223	3 505	2 978	(1 408)	8 444	(1 028)	(6 229)
Plus Receipts	26 521	1 694	5 374	5 377	3 293	26 334	2 835	2 382	20 425
SubTotal	27 226	9 637	9 597	8 882	6 271	24 927	11 279	1 354	14 196
Less Payments	19 283	5 414	6 092	5 903	7 679	16 483	12 307	7 583	11 297
Closing Balance	7 942	4 223	3 505	2 978	(1 408)	8 444	(1 028)	(6 229)	2 900
DC10 Sarah Baartman (Medium)									
Opening Balance	38 811	37 290	32 173	24 194	12 047	27 875	21 972	19 499	38 011
Plus Receipts	38 811	3 987	2 397	2 157	2 196	24 452	2 062	1 573	22 758
SubTotal	77 622	41 277	34 570	26 351	14 243	52 327	24 034	21 072	60 759
Less Payments	38 811	42 798	39 487	34 330	26 390	36 699	29 937	23 545	42 257
Closing Balance	38 811	37 290	32 173	24 194	12 047	27 875	21 972	19 499	38 011
EC121 Mhhashe (Low)									
Opening Balance	117 020	94 719	66 130	60 153	47 783	113 615	126 156	123 945	123 945
Plus Receipts	136 848	2 822	9 869	6 172	6 481	79 700	20 771	7 450	(57 341)
SubTotal	253 868	97 541	76 000	66 325	54 264	193 315	146 927	131 395	66 604
Less Payments	19 828	25 123	38 458	12 149	18 850	13 868	8 231	9 660	10 709
Closing Balance	117 020	94 719	66 130	60 153	47 783	113 615	126 156	123 945	55 895
EC122 Mquma (Medium)									
Opening Balance	85 854	58 233	18 557	(5 354)	(27 457)	19 881	(2 539)	(17 297)	36 713
Plus Receipts	118 418	1 639	809	3 889	2 236	78 670	1 172	3 665	77 950
SubTotal	204 272	59 872	19 366	11 432	(25 221)	98 551	1 172	3 665	114 663
Less Payments	32 565	29 260	40 485	27 800	24 339	31 332	23 593	18 423	23 940
Closing Balance	85 854	58 233	18 557	(5 354)	(27 457)	19 881	(2 539)	(17 297)	36 713
EC123 Great Kei (Low)									
Opening Balance	60	10 256	7 133	2 590	955	(3 198)	1 474	(1 713)	(1 598)
Plus Receipts	26 543	3 310	3 066	4 834	3 983	18 824	3 004	5 276	14 763
SubTotal	26 603	13 566	10 199	7 425	4 937	15 626	4 479	3 563	13 165
Less Payments	16 348	6 433	7 608	6 470	8 135	14 152	6 192	5 161	12 745
Closing Balance	10 256	7 133	2 590	955	(3 198)	1 474	(1 713)	(1 598)	420
EC124 Amahlathi (Low)									
Opening Balance	105 825	134 875	120 061	110 288	96 111	79 072	130 075	127 983	111 186
Plus Receipts	43 986	5 404	8 690	8 714	5 360	70 640	13 498	6 592	48 810
SubTotal	149 811	140 279	128 751	119 002	101 470	149 713	143 573	134 575	159 995
Less Payments	14 936	20 217	18 463	22 891	22 398	19 637	15 590	23 389	56 999
Closing Balance	134 875	120 061	110 288	96 111	79 072	130 075	127 983	111 186	102 996




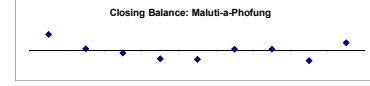

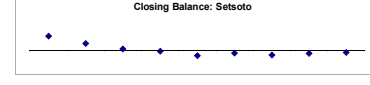
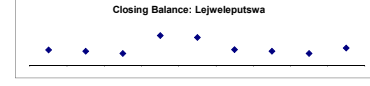
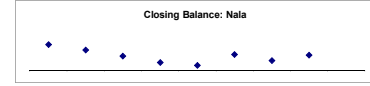


Cash Flow Summary for Financial Year End : 2018

R thousand	July	Aug	Sept	Oct	Nov	Dec	Jan	Feb	Mar
EC126 Ngqushwa (Medium)									
Opening Balance	1 201	25 111	12 672	3 873	2 563	(26)	8 759	1 239	(1 013)
Plus Receipts	38 989	1 377	4 117	7 005	10 385	30 435	1 983	7 420	51 425
SubTotal	40 190	26 487	16 789	10 878	12 947	30 409	10 742	8 659	50 412
Less Payments	15 080	13 815	12 916	8 316	12 973	21 650	9 503	9 672	17 319
Closing Balance	25 111	12 672	3 873	2 563	(26)	8 759	1 239	(1 013)	33 093
EC129 Raymond Mhlaba (Low)									
Opening Balance	11 933	91 515	96 170	77 169	62 702	49 022	78 883	71 247	24 692
Plus Receipts	97 480	31 706	18 170	25 417	8 077	73 336	21 653	20 272	80 837
SubTotal	109 413	123 221	114 339	102 586	70 779	122 358	100 536	91 519	105 529
Less Payments	17 898	27 051	37 170	39 884	21 757	43 475	29 289	66 827	33 868
Closing Balance	91 515	96 170	77 169	62 702	49 022	78 883	71 247	24 692	71 661
DC12 Amathole (High)									
Opening Balance	121 099	209 028	79 818	59 005	85 874	209 822	278 291	365 845	429 417
Plus Receipts	282 541	45 766	212 824	146 982	(2 926)	293 203	184 533	(26 680)	(1 703)
SubTotal	403 640	254 794	292 642	205 987	82 948	503 025	462 824	339 165	427 714
Less Payments	194 612	174 976	233 636	120 112	(126 874)	224 734	96 979	(90 252)	(51 304)
Closing Balance	209 028	79 818	59 005	85 874	209 822	278 291	365 845	429 417	479 018
EC131 Inxuba Yethemba (Low)									
Opening Balance		37 273	45 916	45 325	39 737	42 669	50 210	45 579	56 681
Plus Receipts	53 897	27 487	11 832	10 397	11 644	25 880	2 776	26 541	19 384
SubTotal	53 897	64 760	57 749	55 722	51 401	68 539	52 986	72 120	76 065
Less Payments	16 424	18 838	12 424	15 985	8 732	18 319	7 407	15 440	17 049
Closing Balance	37 273	45 916	45 325	39 737	42 669	50 210	45 579	56 681	59 016
EC135 Intsika Yethu (Low)									
Opening Balance	6 595	78 487	69 163	56 519	50 685	41 081			
Plus Receipts	84 801	1 614	712	10 401	3 244	64 453			
SubTotal	91 396	80 101	69 875	66 920	53 928	105 534			
Less Payments	12 908	10 938	13 356	16 235	12 848	29 143			
Closing Balance	78 487	69 163	56 519	50 685	41 081	76 391			
EC136 Emalahleni (Ec) (Low)									
Opening Balance	13 134	54 485	52 232	45 278	32 771	23 912	69 866	54 662	53 964
Plus Receipts	49 838	10 358	6 864	5 032	3 329	61 154	2 203	5 038	31 237
SubTotal	62 972	64 843	59 096	50 310	36 100	85 066	72 069	59 700	85 201
Less Payments	8 487	12 611	13 817	17 539	12 188	15 200	17 406	5 736	13 418
Closing Balance	54 485	52 232	45 278	32 771	23 912	69 866	54 662	53 964	71 783
EC137 Engcobo (Medium)									
Opening Balance	68 266	141 061	128 443	117 386	108 371	95 940	130 004	120 189	103 136
Plus Receipts	83 218	3 925	2 561	1 578	2 351	55 244	2 240	3 133	50 093
SubTotal	151 484	144 986	131 003	118 963	110 722	151 184	132 245	123 322	153 230
Less Payments	10 423	16 543	13 618	10 592	14 782	21 180	12 056	20 185	20 185
Closing Balance	141 061	128 443	117 386	108 371	95 940	130 004	120 189	103 136	133 044
EC138 Sakhisizwe (Low)									
Opening Balance		1 552	11 092	4 140	(4 380)	10 012	5 725	917	(1 684)
Plus Receipts	28 602	10 902	4 393	(2 498)	19 475	(143)	873	415	17 504
SubTotal	28 602	12 454	15 485	1 642	15 095	9 870	6 598	1 332	15 820
Less Payments	27 050	1 362	11 345	6 022	5 082	4 145	5 681	3 016	4 663
Closing Balance	1 552	11 092	4 140	(4 380)	10 012	5 725	917	(1 684)	11 157
EC139 Enoch Mqijima (Medium)									
Opening Balance	82 209	179 276	153 912	138 502	128 271	124 666	161 238	148 103	149 396
Plus Receipts	118 355	19 221	27 096	37 910	30 427	105 418	24 556	34 452	76 845
SubTotal	200 565	198 497	181 008	176 412	158 698	230 084	185 793	182 556	226 242
Less Payments	21 288	44 585	42 506	48 141	34 032	68 847	37 690	33 160	48 452
Closing Balance	179 276	153 912	138 502	128 271	124 666	161 238	148 103	149 396	177 789
DC13 Chris Hani (Medium)									
Opening Balance	352	403 962	365 254	286 398	202 729	114 472	240 399	168 605	118 840
Plus Receipts	442 187	10 516	8 116	5 842	10 836	282 449	3 206	23 470	410 405
SubTotal	442 539	414 478	373 369	292 240	213 565	396 921	243 605	192 075	529 245
Less Payments	38 577	49 224	86 971	89 512	99 093	156 522	75 000	73 235	130 852
Closing Balance	403 962	365 254	286 398	202 729	114 472	240 399	168 605	118 840	398 393
EC141 Elundini (Low)									
Opening Balance	40 525	111 529	150 005	206 621	191 867	176 507	161 147	145 512	130 670
Plus Receipts	89 248	70 400	72 452	3 489	3 664	3 664	3 664	4 458	51 495
SubTotal	129 773	181 929	222 457	210 111	195 531	180 171	164 811	149 969	182 165
Less Payments	18 244	31 925	15 835	18 244	19 024	19 024	19 299	19 299	27 177
Closing Balance	111 529	150 005	206 621	191 867	176 507	161 147	145 512	130 670	154 988
EC142 Senqu (Medium)									
Opening Balance	253 169	250 212	249 187	248 082	249 834	248 322	250 561	250 165	249 109
Plus Receipts	84 116	17 364	17 904	18 424	26 829	71 917	14 084	17 415	55 225
SubTotal	337 285	267 576	267 092	266 506	276 663	320 239	264 644	267 580	304 334
Less Payments	87 073	18 388	19 010	16 672	28 341	69 678	14 479	18 471	55 191
Closing Balance	250 212	249 187	248 082	249 834	248 322	250 561	250 165	249 109	249 143
EC145 Walter Sisulu (Low)									
Opening Balance	21 357	85 947	87 582	90 249	83 181	79 621	83 543	86 470	85 001
Plus Receipts	71 713	11 201	10 613	24 931	22 504	62 104	16 732	13 922	45 154
SubTotal	93 070	97 148	98 195	115 180	105 684	141 725	100 275	100 392	130 155
Less Payments	7 123	9 566	7 946	31 999	26 063	58 182	13 806	15 391	39 761
Closing Balance	85 947	87 582	90 249	83 181	79 621	83 543	86 470	85 001	90 394
DC14 Joe Gqabi (High)									
Opening Balance	(3 488)	184 027	164 648	145 221	127 608	104 402	192 046	178 505	147 436
Plus Receipts	221 828	19 503	18 820	20 277	16 995	145 515	14 444	19 175	142 948
SubTotal	218 340	203 530	183 468	165 498	144 603	249 917	206 490	197 680	290 383
Less Payments	34 312	38 882	38 247	37 891	40 201	57 871	27 985	50 245	16 165
Closing Balance	184 027	164 648	145 221	127 608	104 402	192 046	178 505	147 436	274 219



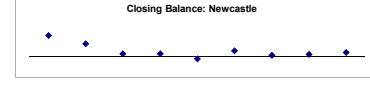

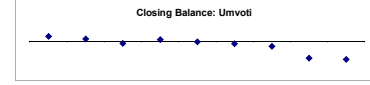


Cash Flow Summary for Financial Year End : 2018

R thousand	July	Aug	Sept	Oct	Nov	Dec	Jan	Feb	Mar
FS183 Tswelepe (Medium)									
Opening Balance	3 300	21 488	14 156	16 055	11 342	14 096	14 171	12 019	8 602
Plus Receipts	39 111	3 705	12 893	1 586	2 754	7 750	7 275	5 297	25 028
SubTotal	42 411	25 193	27 049	17 641	14 096	21 846	21 446	17 316	33 630
Less Payments	20 923	11 038	135 994	6 299	221 876	7 675	9 427	8 714	12 264
Closing Balance	21 488	14 156	16 055	11 342	14 096	14 171	12 019	8 602	21 366
FS184 Matjhabeng (High)									
Opening Balance	(4 875)	88 918	31 737	(15 076)	(27 700)	(66 537)	(42 887)	(67 537)	(73 801)
Plus Receipts	314 019	89 915	88 961	110 001	83 573	245 526	81 021	83 634	242 384
SubTotal	309 143	178 833	120 698	94 925	55 873	178 989	38 134	16 097	168 583
Less Payments	220 225	147 096	135 774	122 625	122 410	221 876	105 671	89 899	226 473
Closing Balance	88 918	31 737	(15 076)	(27 700)	(66 537)	(42 887)	(67 537)	(73 801)	(57 891)
FS185 Nala (Medium)									
Opening Balance	1 669	57 436	45 474	31 441	17 553	10 703	35 341	21 454	
Plus Receipts	76 237	15 552	13 303	14 754	50 367	11 756	12 680	34 135	
SubTotal	77 906	72 988	61 026	44 744	32 307	61 070	47 098	34 135	
Less Payments	20 470	27 217	29 585	27 191	21 604	25 729	25 643		
Closing Balance	57 436	45 474	31 441	17 553	10 703	35 341	21 454	34 135	
DC18 Lejweleputswa (Low)									
Opening Balance	29 827	66 614	61 404	52 036	126 855	118 161	67 983	60 558	52 202
Plus Receipts	48 118	4 090	4	81 630	290	38 937	806	784	30 379
SubTotal	77 945	70 704	61 408	133 665	127 145	157 098	68 789	61 343	82 581
Less Payments	11 331	9 300	9 373	6 810	8 983	89 115	8 230	9 141	8 352
Closing Balance	66 614	61 404	52 036	126 855	118 161	67 983	60 558	52 202	74 229
FS191 Setsoto (Medium)									
Opening Balance	2 097	59 531	29 034	5 516	(3 874)	(23 139)	(12 049)	(20 470)	(13 479)
Plus Receipts	115 021	10 160	9 724	28 079	15 944	75 657	20 962	37 484	55 125
SubTotal	117 118	69 691	38 758	33 595	12 070	52 518	8 933	17 014	41 656
Less Payments	57 586	40 458	32 242	37 449	35 209	64 567	29 404	30 493	50 755
Closing Balance	59 531	29 034	5 516	(3 874)	(23 139)	(12 049)	(20 470)	(13 479)	(9 098)
FS192 Dihlabeng (Medium)									
Opening Balance	729	8 734	2 955	(717)	(3 156)	9 675	(1 373)	(2 461)	(5 011)
Plus Receipts	111 102	42 772	46 280	40 420	53 047	80 061	30 120	36 745	86 437
SubTotal	111 832	51 505	49 234	39 703	49 891	89 736	28 747	34 284	81 426
Less Payments	103 098	48 551	49 951	42 860	40 216	91 109	31 207	39 296	86 429
Closing Balance	8 734	2 955	(717)	(3 156)	9 675	(1 373)	(2 461)	(5 011)	(5 003)
FS193 Nketoana (Medium)									
Opening Balance	2 527	45 284	32 533	9 764	(3 883)	(11 310)	6 114	(6 692)	(16 550)
Plus Receipts	58 179	11 735	6 927	10 191	6 840	43 103	5 654	6 552	29 749
SubTotal	60 706	57 018	39 460	19 955	2 957	31 793	11 768	(140)	13 199
Less Payments	15 422	24 485	29 696	23 838	14 267	25 679	18 460	16 410	22 371
Closing Balance	45 284	32 533	9 764	(3 883)	(11 310)	6 114	(6 692)	(16 550)	(9 173)
FS194 Maluti-a-Phofung (High)									
Opening Balance	1 019	17 681	1 754	(2 886)	(9 546)	(10 317)	1 259	1 267	(11 604)
Plus Receipts	343 129	78 737	51 083	49 081	49 814	192 773	73 689	42 321	121 094
SubTotal	344 149	96 418	52 837	46 195	40 250	182 456	74 948	43 588	109 490
Less Payments	326 468	94 664	55 724	55 759	50 568	181 197	73 681	55 192	100 910
Closing Balance	17 681	1 754	(2 886)	(9 546)	(10 317)	1 259	1 267	(11 604)	8 580
FS195 Phumelela (Low)									
Opening Balance	34 059	48 400	59 211	47 088	47 230	43 065	43 013		
Plus Receipts	32 820	20 260	3 828	17 970	12 873	39 037	5 730		
SubTotal	66 878	68 660	63 040	65 058	60 102	82 102	48 742		
Less Payments	18 479	9 449	15 951	17 829	17 037	39 089	10 512		
Closing Balance	48 400	59 211	47 088	47 230	43 065	43 013	38 230		
FS196 Mantsope (Medium)									
Opening Balance	(120)	(176)	393	(248)	228	139	(191)	134	(183)
Plus Receipts	29 160	13 953	18 455	16 441	18 892	23 078	7 924	5 800	25 753
SubTotal	29 040	13 776	18 848	16 193	19 121	23 217	7 733	5 935	25 570
Less Payments	29 217	13 384	19 096	15 965	18 862	23 408	7 599	6 117	25 636
Closing Balance	(176)	393	(248)	228	139	(191)	134	(183)	(265)





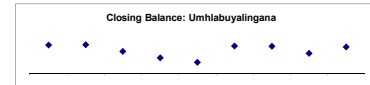



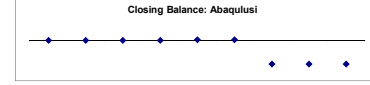
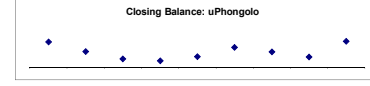
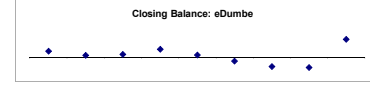

Cash Flow Summary for Financial Year End : 2018

R thousand	July	Aug	Sept	Oct	Nov	Dec	Jan	Feb	Mar
KZN242 Ngqulu (Low)									
Opening Balance	246 559	312 399	300 016	289 074	297 130	290 122	339 079	327 593	323 473
Plus Receipts	73 057	12 315	3 377	15 624	3 133	66 474	3 573	3 196	3 540
SubTotal	319 617	324 714	303 393	304 698	300 262	356 596	342 652	330 789	327 013
Less Payments	7 218	24 698	14 319	7 568	10 140	17 518	15 059	7 316	13 765
Closing Balance	312 399	300 016	289 074	297 130	290 122	339 079	327 593	323 473	313 248
KZN244 Msinga (Low)									
Opening Balance		41 778	33 924	21 386	21 386	16 241	11 416	5 775	(820)
Plus Receipts	46 225	2 417	2 482		9				
SubTotal	46 225	44 195	36 406	21 386	21 395	16 241	11 416	5 775	(820)
Less Payments	4 447	10 271	15 020		5 154	4 825	5 640	6 596	6 106
Closing Balance	41 778	33 924	21 386	21 386	16 241	11 416	5 775	(820)	(6 926)
KZN245 Umvoti (Medium)									
Opening Balance		5 540	2 666	(2 422)	2 154	(635)	(2 808)	(5 626)	(18 836)
Plus Receipts	18 673	20 586	13 263	25 835	2 789	21 827	2 391	6 592	(8)
SubTotal	18 673	26 126	15 930	23 413	4 943	21 192	(416)	966	(18 844)
Less Payments	13 133	23 460	18 352	21 259	5 578	23 999	5 210	19 801	1 192
Closing Balance	5 540	2 666	(2 422)	2 154	(635)	(2 808)	(5 626)	(18 836)	(20 036)
DC24 Umzinyathi (Low)									
Opening Balance	68 851	334 246	336 740	257 289	241 702	203 292	278 081	257 161	219 494
Plus Receipts	294 666	6 825	4 563	3 221	36 045	136 783	3 788	10 687	134 161
SubTotal	363 517	341 071	341 304	260 510	277 748	340 074	281 869	267 848	353 655
Less Payments	29 270	4 330	84 015	18 808	74 456	61 994	24 708	48 354	50 150
Closing Balance	334 246	336 740	257 289	241 702	203 292	278 081	257 161	219 494	303 505
KZN252 Newcastle (High)									
Opening Balance	40 012	230 696	138 790	27 859	26 245	(29 131)	58 780	7 113	20 916
Plus Receipts	246 958	46 513	60 377	117 186	100 515	271 671	113 358	132 355	235 854
SubTotal	286 970	277 209	199 167	145 045	126 760	242 740	172 138	139 468	256 770
Less Payments	56 274	138 419	171 309	118 800	155 891	183 960	165 025	118 552	215 524
Closing Balance	230 696	138 790	27 859	26 245	(29 131)	58 780	7 113	20 916	41 247
KZN253 eMadiangeni (Low)									
Opening Balance	14 828	24 899	20 402	26 614	26 173	24 395	23 389	21 670	
Plus Receipts	17 667	1 753	10 573	7 311	3 341	8 883	2 042	3 749	
SubTotal	32 495	26 653	30 975	33 925	29 514	33 277	25 431	25 419	
Less Payments	7 596	6 251	4 361	7 752	5 119	9 888	3 761	5 544	
Closing Balance	24 899	20 402	26 614	26 173	24 395	23 389	21 670	19 876	



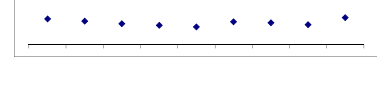
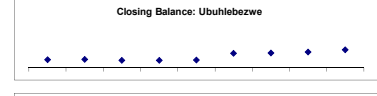
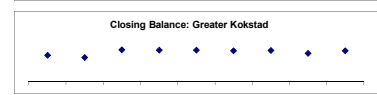




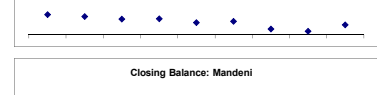
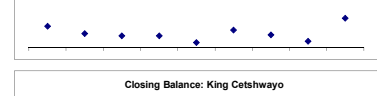


Cash Flow Summary for Financial Year End : 2018

R thousand	July	Aug	Sept	Oct	Nov	Dec	Jan	Feb	Mar
KZN254 Dannhauser (Low)									
Opening Balance		11 169	4 198	468	2 501	6 833	11 425	9 640	18 923
Plus Receipts	35 070	2 159	1 588	11 769	2 432	37 730	1 095	14 459	29 741
SubTotal	35 070	13 328	5 786	12 237	4 933	44 564	12 521	24 099	48 664
Less Payments	23 901	9 130	5 318	9 736	(1 900)	33 138	2 880	5 176	9 261
Closing Balance	11 169	4 198	468	2 501	6 833	11 425	9 640	18 923	39 403
DC25 Amajuba (Low)									
Opening Balance	20 981	92 732	83 222	69 725	75 643	57 461	73 644	66 500	54 702
Plus Receipts	116 024	7 888	8 819	24 250	1 696	59 421	3 835	5 858	61 445
SubTotal	137 006	100 620	92 042	93 975	77 339	116 882	77 479	72 357	116 147
Less Payments	44 274	17 397	22 316	18 332	19 878	43 238	10 979	17 655	30 248
Closing Balance	92 732	83 222	69 725	75 643	57 461	73 644	66 500	54 702	85 899
KZN261 eDumbe (Low)									
Opening Balance	14	2 614	850	1 193	3 376	1 000	(1 637)	(3 885)	(4 303)
Plus Receipts	39 399	7 642	9 423	15 527	3 254	16 674	3 044	9 030	27 134
SubTotal	39 413	10 256	10 274	16 721	6 630	17 674	1 407	5 146	22 831
Less Payments	36 800	9 405	9 080	13 344	5 630	19 311	5 292	9 448	15 239
Closing Balance	2 614	850	1 193	3 376	1 000	(1 637)	(3 885)	(4 303)	7 593
KZN262 uPhongolo (Low)									
Opening Balance	1 604	42 944	26 829	14 491	11 518	18 228	34 128	26 303	17 966
Plus Receipts	75 916	24 871	22 064	21 157	26 300	55 289	14 496	21 737	64 673
SubTotal	77 520	67 815	48 893	35 648	37 819	73 517	48 624	48 040	82 638
Less Payments	34 576	40 986	34 401	24 129	19 591	39 389	22 221	30 075	38 367
Closing Balance	42 944	26 829	14 491	11 518	18 228	34 128	26 303	17 966	44 271
KZN263 Abaqulusi (Low)									
Opening Balance		(438 486)	(379 498)	(354 135)	(363 228)	2 950 225	2 839 837	(128 319 884)	(127 309 630)
Plus Receipts	124 774	72 847	30 662	3 629	(6 450 199)	1 996 018	4 883 002	2 017 106	2 401 087
SubTotal	124 774	(365 639)	(348 836)	(350 506)	(6 813 427)	4 946 243	7 722 839	(126 302 778)	(124 708 543)
Less Payments	563 260	13 859	5 299	12 723	(9 763 652)	2 106 406	136 042 723	1 006 852	3 744 672
Closing Balance	(438 486)	(379 498)	(354 135)	(363 228)	2 950 225	2 839 837	(128 319 884)	(127 309 630)	(128 453 215)
KZN265 Nongoma (Low)									
Opening Balance	3 643	56 931	40 332	26 574	23 840	8 754	38 156	20 577	13 277
Plus Receipts	74 057	2 072	3 183	10 136	4 418	59 083	2 279	4 003	54 755
SubTotal	77 700	59 003	43 515	36 710	28 258	67 837	40 435	24 579	68 032
Less Payments	20 770	18 671	16 941	12 870	19 504	29 681	19 859	11 302	21 817
Closing Balance	56 931	40 332	26 574	23 840	8 754	38 156	20 577	13 277	46 215
KZN266 Ulundi (Low)									
Opening Balance		67 564	70 487	63 372	66 753	35 234	86 664	89 445	128 875
Plus Receipts	82 240	18 431	11 598	19 737	23 664	70 874	17 767	58 874	49 615
SubTotal	82 240	85 995	82 085	83 109	90 417	106 108	104 432	148 319	178 490
Less Payments	14 677	15 508	18 714	16 356	55 182	19 444	14 987	19 444	14 325
Closing Balance	67 564	70 487	63 372	66 753	35 234	86 664	89 445	128 875	164 166
DC26 Zululand (Medium)									
Opening Balance		330 804	220 644	180 655	163 431	108 704	252 215	211 478	163 977
Plus Receipts	340 485	5 512	2 764	46 346	36 638	241 401	7 914	13 117	
SubTotal	340 485	336 316	223 408	227 001	200 070	350 106	260 129	224 596	163 977
Less Payments	9 681	115 672	42 753	63 570	91 365	97 891	48 651	60 618	87 534
Closing Balance	330 804	220 644	180 655	163 431	108 704	252 215	211 478	163 977	76 443
KZN271 Umhlabuyalingana (Medium)									
Opening Balance	18 261	80 099	81 120	62 009	44 511	31 526	77 793	76 400	56 417
Plus Receipts	81 264	5 422	5 485	11 700	5 952	70 719	4 500	514	45 482
SubTotal	99 524	85 521	86 604	73 708	50 463	102 245	82 293	76 914	101 899
Less Payments	19 425	4 402	24 596	29 197	18 937	24 452	5 893	20 497	27 406
Closing Balance	80 099	81 120	62 009	44 511	31 526	77 793	76 400	56 417	74 493
KZN272 Jozini (Low)									
Opening Balance	54 357	87 126	85 336	77 873	64 116	42 202	70 543	60 410	48 681
Plus Receipts	73 194	8 782	5 031	9 783	6 230	56 578	2 230	4 100	60 339
SubTotal	127 551	95 908	90 366	87 657	70 346	98 780	72 773	64 510	109 020
Less Payments	40 425	10 572	12 493	23 540	28 144	28 236	12 363	15 830	29 682
Closing Balance	87 126	85 336	77 873	64 116	42 202	70 543	60 410	48 681	79 337
KZN275 Mtubatuba (Low)									
Opening Balance	7 575	65 664	56 915	47 458	29 301	20 894	52 527	40 240	25 952
Plus Receipts	79 008	3 948	2 239	7 964	5 922	65 432	2 007	2 584	48 150
SubTotal	86 583	69 612	59 154	55 422	35 224	86 326	54 535	42 824	74 102
Less Payments	20 920	12 697	11 696	26 121	14 330	33 799	14 295	16 872	25 105
Closing Balance	65 664	56 915	47 458	29 301	20 894	52 527	40 240	25 952	48 997
KZN276 Hibisa Big Five (Low)									
Opening Balance	1 922	29 138	18 468	12 027	12 810	10 467	25 878	19 780	7 710
Plus Receipts	54 095	4 261	6 138	8 869	10 665	35 812	1 365	1 404	33 219
SubTotal	56 016	33 400	24 606	20 896	23 475	46 279	27 243	21 383	40 929
Less Payments	26 878	14 932	12 578	8 086	13 008	20 401	7 464	13 673	17 781
Closing Balance	29 138	18 468	12 027	12 810	10 467	25 878	19 780	7 710	23 148
DC27 Umkhanyakude (Medium)									
Opening Balance	34 626	149 729	119 461	137 795	93 796	73 465	129 283	110 757	88 976
Plus Receipts	245 197	5 368	50 259	42 953	2 898	160 357	1 002	17 422	180 050
SubTotal	279 823	155 097	169 720	180 748	96 694	233 823	130 285	128 379	269 026
Less Payments	130 095	35 636	31 926	86 952	23 229	104 540	19 527	39 404	63 120
Closing Balance	149 729	119 461	137 795	93 796	73 465	129 283	110 757	88 976	205 905
KZN281 Mfolozi (Medium)									
Opening Balance	1 614	38 685	18 149	9 417	6 740	3 896	2 593	4 140	5 346
Plus Receipts	67 222	4 631	2 733	8 558	6 716	46 018	2 846	5 820	34 683
SubTotal	68 835	43 316	20 882	17 975	13 457	49 914	5 438	9 959	40 029
Less Payments	30 150	25 168	11 465	11 234	9 561	47 321	1 299	4 613	19 519
Closing Balance	38 685	18 149	9 417	6 740	3 896	2 593	4 140	5 346	20 510







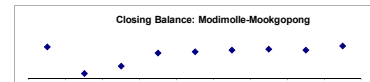





Cash Flow Summary for Financial Year End : 2018

R thousand	July	Aug	Sept	Oct	Nov	Dec	Jan	Feb	Mar
KZN282 uMhlatuze (High)									
Opening Balance	701 690	726 242	709 929	703 673	735 731	700 606	664 176	660 590	613 533
Plus Receipts	372 377	246 199	240 367	194 115	182 898	315 690	198 316	193 013	329 129
Sub Total	1 074 067	972 441	950 296	897 788	918 629	1 016 296	862 492	853 603	942 662
Less Payments	347 825	262 512	246 623	162 057	218 023	352 120	201 902	240 070	206 770
Closing Balance	726 242	709 929	703 673	735 731	700 606	664 176	660 590	613 533	735 892
KZN284 uMlalazi (Low)									
Opening Balance	86 123	77 500	149 522	142 299	138 907	137 219	196 318	183 701	170 656
Plus Receipts	18 248	86 424	20 010	25 215	25 756	103 046	11 863	9 426	75 148
Sub Total	104 371	163 923	169 532	167 514	164 663	240 265	208 181	193 126	245 804
Less Payments	26 872	14 402	27 233	28 607	27 444	43 947	24 480	22 470	35 519
Closing Balance	77 500	149 522	142 299	138 907	137 219	196 318	183 701	170 656	210 285
KZN285 Mthonjaneni (Low)									
Opening Balance	20 282	56 959	42 279	34 534	23 497	11 367	17 093	12 618	6 466
Plus Receipts	46 674	3 307	3 822	4 540	4 540	30 837	2 442	2 086	32 862
Sub Total	66 956	60 267	46 101	39 074	32 074	42 204	19 535	14 704	39 329
Less Payments	9 997	17 988	15 577	15 777	20 707	25 112	6 917	8 237	9 512
Closing Balance	56 959	42 279	34 534	23 497	11 367	17 093	12 618	6 466	29 817
KZN286 Nkandla (Medium)									
Opening Balance	807	29 336	18 891	15 677	15 923	6 655	23 812	17 316	8 205
Plus Receipts	46 822	3 831	5 082	11 392	4 492	37 560	5 600	6 491	48 957
Sub Total	47 629	33 167	23 973	27 069	20 415	44 215	29 411	23 807	57 163
Less Payments	18 293	14 276	8 296	11 147	13 760	20 403	12 095	15 602	16 534
Closing Balance	29 336	18 891	15 677	15 923	6 655	23 812	17 316	8 205	40 629
DC28 King Cetshwayo (High)									
Opening Balance	172 524	563 004	505 445	434 520	441 875	333 090	368 454	158 971	92 044
Plus Receipts	569 885	102 109	106 361	155 365	148 287	370 301	43 771	87 813	227 391
Sub Total	742 409	665 113	611 806	589 885	626 162	703 391	412 225	246 885	419 434
Less Payments	179 405	159 668	177 286	148 010	292 072	324 927	253 254	154 841	148 957
Closing Balance	563 004	505 445	434 520	441 875	333 090	368 454	158 971	92 044	270 477
KZN291 Mandeni (Low)									
Opening Balance	15 204	3 060	(1 877)	(21 849)	(38 878)	(63 273)	(31 641)	(44 790)	(53 455)
Plus Receipts	17 799	169	133	164	6 291	48 742	2 740	5 239	48 058
Sub Total	33 004	3 229	(1 744)	(21 684)	(32 587)	(14 531)	(28 900)	(39 551)	(5 397)
Less Payments	29 944	5 106	20 104	17 194	30 686	17 130	15 889	13 904	12 909
Closing Balance	3 060	(1 877)	(21 849)	(38 878)	(63 273)	(31 641)	(44 790)	(53 455)	(18 306)
KZN292 KwaDukuza (High)									
Opening Balance	270 209	323 840	282 400	266 455	278 312	274 324	319 115	309 218	302 995
Plus Receipts	178 448	80 219	103 181	103 079	95 557	165 674	81 026	82 268	156 579
Sub Total	448 657	404 059	385 582	369 533	373 869	439 997	400 141	391 486	459 574
Less Payments	124 817	121 659	119 127	91 221	99 546	120 882	90 923	88 491	103 323
Closing Balance	323 840	282 400	266 455	278 312	274 324	319 115	309 218	302 995	356 251
KZN293 Ndwedwe (Low)									
Opening Balance	111 731	163 573	154 563	143 890	137 724	124 269	61 706	48 979	38 161
Plus Receipts	59 382	4 985	4 279	8 895	5 096	57 038	397	8 963	29 698
Sub Total	171 113	168 558	158 842	152 785	142 819	181 307	62 103	57 942	67 860
Less Payments	7 540	13 955	14 952	15 061	18 550	15 864	13 125	19 780	12 766
Closing Balance	163 573	154 563	143 890	137 724	124 269	165 443	48 979	38 161	55 093
KZN294 Maphumulo (Medium)									
Opening Balance	31 947	65 571	57 865	50 960	47 842	40 892	61 706	48 979	38 161
Plus Receipts	42 556	2 067	176	5 293	3 997	37 659	397	8 963	29 698
Sub Total	74 503	67 638	58 041	56 253	51 839	78 551	62 103	57 942	67 860
Less Payments	8 932	9 773	7 081	8 411	10 947	16 845	13 125	19 780	12 766
Closing Balance	65 571	57 865	50 960	47 842	40 892	61 706	48 979	38 161	55 093
DC29 iLembe (Low)									
Opening Balance	6 296	72 056	126 091	38 270	94 897	14 682	24 867	95 703	154 943
Plus Receipts	189 126	42 451	158 380	17 615	14 632	167 397	24 491	24 121	310 254
Sub Total	195 422	114 506	284 471	55 885	109 529	182 079	49 359	119 824	465 197
Less Payments	123 366	(11 585)	246 202	(39 012)	94 846	157 212	(46 345)	(35 118)	230 118
Closing Balance	72 056	126 091	38 270	94 897	14 682	24 867	95 703	154 943	235 079
KZN433 Greater Kokstad (Low)									
Opening Balance	125 285	144 220	132 440	175 413	172 822	172 774	169 886	170 858	155 921
Plus Receipts	44 904	19 251	57 287	19 154	27 099	42 271	20 906	13 276	37 286
Sub Total	170 189	163 470	189 727	194 567	199 922	215 044	190 792	184 133	193 207
Less Payments	25 969	31 030	14 314	21 745	27 148	45 158	19 924	28 212	24 151
Closing Balance	144 220	132 440	175 413	172 822	172 774	169 886	170 858	155 921	169 056
KZN434 Ubuhlebezwe (Low)									
Opening Balance	119 294	115 314	119 871	104 272	104 272	110 721	203 349	207 574	223 075
Plus Receipts	2 504	13 917	1 779	1 779	1 779	121 754	203 349	207 574	223 075
Sub Total	121 798	129 231	121 650	104 272	104 272	232 475	203 349	207 574	223 075
Less Payments	6 484	9 360	17 378	(6 449)	(6 449)	29 126	(4 225)	(15 501)	(9 587)
Closing Balance	115 314	119 871	104 272	104 272	110 721	203 349	207 574	223 075	252 661
KZN435 Umzimkhulu (Medium)									
Opening Balance	117 740	205 963	191 628	178 882	169 395	148 482	204 313	185 451	168 905
Plus Receipts	99 207	2 518	4 014	10 094	1 760	76 266	1 975	2 205	53 038
Sub Total	216 947	208 481	195 642	188 976	171 155	224 748	206 288	187 656	221 944
Less Payments	10 984	16 853	16 759	19 581	22 673	20 435	20 837	18 750	22 197
Closing Balance	205 963	191 628	178 882	169 395	148 482	204 313	185 451	168 905	199 746
KZN436 Dr Nkosazana Dlamini Zuma (Medium)									
Opening Balance	91 923	142 884	130 231	115 782	107 613	98 590	127 176	121 227	110 633
Plus Receipts	65 134	2 184	3 057	7 468	2 656	42 422	5 315	3 064	63 224
Sub Total	157 057	145 069	133 288	123 250	110 269	141 012	132 492	124 291	173 858
Less Payments	14 173	14 838	17 506	15 637	11 679	13 836	11 265	13 658	23 307
Closing Balance	142 884	130 231	115 782	107 613	98 590	127 176	121 227	110 633	150 551




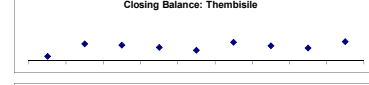
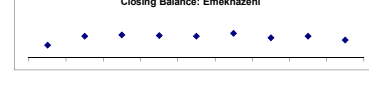

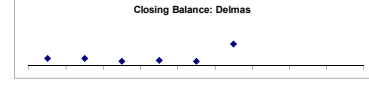
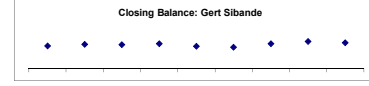
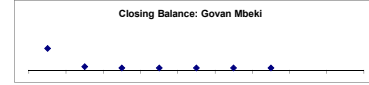




Cash Flow Summary for Financial Year End : 2018

R thousand	July	Aug	Sept	Oct	Nov	Dec	Jan	Feb	Mar
LIM354 Polokwane (High)									
Opening Balance	18 013	474 440	575 165	316 176	303 012	75 280	298 644	245 143	80 562
Plus Receipts	824 301	462 707	261 121	345 485	186 067	603 127	189 736	196 751	755 288
Sub Total	842 313	937 148	836 286	661 662	489 080	678 407	488 380	441 894	835 849
Less Payments	367 873	361 983	520 109	358 649	413 800	379 763	243 236	361 332	308 419
Closing Balance	474 440	575 165	316 176	303 012	75 280	298 644	245 143	80 562	527 431
LIM355 Lepelle-Nkumpi (Low)									
Opening Balance	217 185	323 919	307 707	293 280	280 270	260 564	307 949	295 458	
Plus Receipts	116 916	3 206	762	4 326	2 893	73 479	2 871	2 559	
Sub Total	334 101	327 125	308 469	297 606	283 163	334 043	310 820	298 017	
Less Payments	10 182	19 417	15 189	17 336	22 599	26 094	15 362	28 680	
Closing Balance	323 919	307 707	293 280	280 270	260 564	307 949	295 458	269 338	
DC35 Capricorn (Medium)									
Opening Balance	205 554	182 256	145 969	95 961	(25 661)	(88 128)	(150 256)	(190 694)	(251 308)
Plus Receipts								2 445	(2 445)
Sub Total	205 554	182 256	145 969	95 961	(25 661)	(88 128)	(150 256)	(188 249)	(253 753)
Less Payments	23 298	36 287	50 009	121 622	62 467	62 127	40 439	63 059	(19 728)
Closing Balance	182 256	145 969	95 961	(25 661)	(88 128)	(150 256)	(190 694)	(251 308)	(234 025)
LIM361 Thabazimbi (Low)									
Opening Balance	3 921	26 599	20 905	21 090	17 511	(2 088)	7 247	4 078	4 115
Plus Receipts	34 950	6 904	12 900	12 967	10 048	30 150	12 136	14 122	28 022
Sub Total	38 871	33 503	33 804	34 057	27 558	28 069	19 383	18 200	32 137
Less Payments	12 772	12 599	12 714	16 546	29 639	20 822	15 306	14 085	12 636
Closing Balance	26 599	20 905	21 090	17 511	(2 088)	7 247	4 078	4 115	19 501
LIM362 Lephalale (Medium)									
Opening Balance	60 979	40 509	40 509	19 406	38 746	29 300	51 972	32 258	31 450
Plus Receipts	95 612	25 955	25 860	22 224	45 472	60 524	24 927	34 878	28 428
Sub Total	95 612	86 933	66 369	91 630	84 218	89 823	76 909	67 136	40 088
Less Payments	34 633	46 424	46 963	52 885	54 918	37 851	44 651	35 686	49 712
Closing Balance	60 979	40 509	19 406	38 746	29 300	51 972	32 258	31 450	10 377
LIM364 Bela Bela (Medium)									
Opening Balance	42 744	38 107	23 296	19 520	9 325	19 323	29 311	32 313	30 591
Plus Receipts	116 961	19 242	18 983	18 158	18 350	25 424	32 069	18 993	22 974
Sub Total	116 961	61 987	57 090	41 455	37 869	34 749	51 392	48 304	55 287
Less Payments	74 217	23 880	33 794	21 935	28 545	15 426	22 081	15 991	24 696
Closing Balance	42 744	38 107	23 296	19 520	9 325	19 323	29 311	32 313	30 591
LIM367 Mogalakwena (Low)									
Opening Balance		40 125	20 463						
Plus Receipts	40 146	34 622	277 097						
Sub Total	40 146	74 747	297 560						
Less Payments	21	54 284	44 443						
Closing Balance	40 125	20 463	253 118						
LIM368 Modimolle-Mookgopong (Medium)									
Opening Balance	(74 109)	48 862	8 139	19 593	39 604	41 404	43 985	45 581	44 241
Plus Receipts	122 971	33 297	17 577	62 464	28 335	49 910	28 853	30 866	90 220
Sub Total	48 862	82 159	25 716	82 057	67 940	91 314	72 838	76 447	134 461
Less Payments		74 020	6 123	42 452	26 536	47 329	27 258	32 206	83 973
Closing Balance	48 862	8 139	19 593	39 604	41 404	43 985	45 581	44 241	50 487
DC36 Waterberg (Low)									
Opening Balance	104 295	145 977	137 095	126 731	118 792	116 922	146 725	143 594	141 552
Plus Receipts	49 769	1 163	1 167	596	1 109	36 536	1 095	862	30 138
Sub Total	154 064	147 140	138 262	127 327	119 900	153 459	147 820	144 456	171 690
Less Payments	8 088	10 045	11 530	8 535	2 978	6 734	4 226	2 904	1 794
Closing Balance	145 977	137 095	126 731	118 792	116 922	146 725	143 594	141 552	169 895
LIM71 Ephraim Mogale (Low)									
Opening Balance	118 926	210 130	200 347	191 208	169 810	167 022	152 390	146 015	139 977
Plus Receipts	103 902	6 198	8 204	7 149	7 963	10 348	6 588	7 041	41 270
Sub Total	222 828	216 328	208 551	198 356	177 773	177 370	158 978	153 056	181 248
Less Payments	12 698	15 981	17 344	28 547	10 751	24 980	12 963	13 078	18 424
Closing Balance	210 130	200 347	191 208	169 810	167 022	152 390	146 015	139 977	162 824
LIM72 Elias Mtsotsoledi (Medium)									
Opening Balance	20 913	100 863	74 147	35 306	15 345	1 496	40 876	31 589	1 503
Plus Receipts	132 460	4 852	8 380	17 812	16 776	102 096	23 725	7 160	91 237
Sub Total	153 373	107 715	82 527	53 118	32 121	103 593	64 602	38 749	92 740
Less Payments	52 710	33 569	47 221	37 773	30 624	62 716	33 012	37 246	41 688
Closing Balance	100 863	74 147	35 306	15 345	1 496	40 876	31 589	1 503	51 052
LIM73 Makhudutamaga (Low)									
Opening Balance	84 204	197 792	123 625	120 445	102 144	74 948	133 608	133 160	134 859
Plus Receipts	148 998	7 152	18 383	6 890	14 686	109 626	26 513	13 907	71 593
Sub Total	233 102	204 944	142 007	127 334	116 830	184 574	160 121	147 066	206 452
Less Payments	35 311	81 319	21 562	25 191	41 882	50 966	26 961	12 207	85 176
Closing Balance	197 792	123 625	120 445	102 144	74 948	133 608	133 160	134 859	121 277
LIM76 Tubatse Fetakgomo (Low)									
Opening Balance	168 234	345 142	317 328	262 326	237 845	207 699	298 547	279 388	230 345
Plus Receipts	197 781	5 740	10 529	17 185	11 005	137 981	14 262	11 731	113 800
Sub Total	366 014	350 881	327 857	279 512	248 850	345 680	312 810	291 120	344 146
Less Payments	20 873	33 553	65 531	41 667	41 150	47 133	33 421	60 775	61 527
Closing Balance	345 142	317 328	262 326	237 845	207 699	298 547	279 388	230 345	282 618
DC47 Sekhukhune (High)									
Opening Balance	18 473	(59 598)	(122 793)	76 175	20 820	(42 003)	(102 807)	(145 803)	(195 004)
Plus Receipts	10 331	7 850	249 555	8 204	8 850	7 291	9 354	7 418	7 160
Sub Total	28 804	(51 748)	126 762	84 379	29 670	(34 713)	(93 452)	(138 385)	(187 844)
Less Payments	88 402	71 045	50 587	63 560	71 673	68 094	52 350	56 619	94 310
Closing Balance	(59 598)	(122 793)	76 175	20 820	(42 003)	(102 807)	(145 803)	(195 004)	(282 154)



Cash Flow Summary for Financial Year End : 2018

R thousand	July	Aug	Sept	Oct	Nov	Dec	Jan	Feb	Mar
MP MPUMALANGA									
MP301 Albert Luthuli (Medium)									
Opening Balance	1 961	82 938	47 719	26 214	35 332	9 025	68 418	39 429	22 823
Plus Receipts	148 327	5 825	24 386	41 259	9 901	123 306	8 442	18 646	98 172
SubTotal	150 288	88 763	72 105	67 473	45 233	132 331	76 860	58 075	120 995
Less Payments	67 350	41 044	45 891	32 140	36 208	63 913	37 431	35 252	59 583
Closing Balance	82 938	47 719	26 214	35 332	9 025	68 418	39 429	22 823	61 412
MP302 Mskuligwa (Low)									
Opening Balance	2 176	99 627	91 886	60 546	57 326	41 695	90 997	74 842	53 837
Plus Receipts	122 531	40 435	47 771	41 775	35 503	103 204	32 322	32 587	77 476
SubTotal	124 707	140 062	139 657	102 321	92 828	144 899	123 319	107 429	131 313
Less Payments	25 080	48 176	79 111	44 995	51 133	53 902	48 477	53 592	60 209
Closing Balance	99 627	91 886	60 546	57 326	41 695	90 997	74 842	53 837	71 104
MP303 Mkhondo (Low)									
Opening Balance	4 026	121 056	121 430	108 882	85 292	78 601	101 140	82 287	62 296
Plus Receipts	155 265	21 649	20 662	16 950	26 758	105 769	31 776	18 720	110 143
SubTotal	159 291	142 705	142 092	125 833	112 051	184 369	132 916	101 007	172 438
Less Payments	38 235	21 275	33 209	40 540	33 450	83 229	50 629	38 712	65 377
Closing Balance	121 056	121 430	108 882	85 292	78 601	101 140	82 287	62 296	107 061
MP304 Pixley Ka Seme (MP) (Medium)									
Opening Balance	84 728	140 936	130 656	121 598	110 570	92 231	118 828	113 865	101 402
Plus Receipts	65 742	7 074	8 066	7 265	7 373	52 336	9 375	8 328	38 965
SubTotal	150 470	148 009	138 722	128 863	117 943	144 567	128 003	122 193	140 367
Less Payments	9 534	17 353	17 124	18 293	25 712	25 739	14 139	20 791	20 390
Closing Balance	140 936	130 656	121 598	110 570	92 231	118 828	113 865	101 402	119 977
MP305 Lekwa (Low)									
Opening Balance	117	64 540	65 907	65 710	66 089	66 064	66 802	66 802	66 802
Plus Receipts	190 413	46 923	39 937	48 673	55 497	48 468	61 313	59 676	51 271
SubTotal	190 530	111 463	105 844	114 384	121 586	234 866	359 692	404 759	428 916
Less Payments	125 991	45 556	40 133	48 294	55 522	60 767	14 608	27 114	68 834
Closing Balance	64 540	65 907	65 710	66 089	66 064	66 223	66 223	66 223	66 223
MP306 Dipaleseng (Low)									
Opening Balance	145	19 649	6 752	9 129	4 846	2 288	11 866	9 684	7 170
Plus Receipts	44 999	14 908	7 617	19 836	4 709	39 489	6 131	8 006	37 134
SubTotal	45 044	34 557	14 369	28 965	9 556	41 777	18 830	17 690	44 304
Less Payments	25 395	27 804	5 240	24 119	7 268	29 911	9 146	10 520	26 858
Closing Balance	19 649	6 752	9 129	4 846	2 288	11 866	9 684	7 170	17 446
MP307 Govan Mbeki (High)									
Opening Balance	39 387	30 016	4 624	2 877	2 877	2 877	2 877	2 877	2 877
Plus Receipts	202 137	98 203	123 777						
SubTotal	241 524	128 219	128 400	2 877	2 877	2 877	2 877	2 877	2 877
Less Payments	211 507	123 596	125 524						
Closing Balance	30 016	4 624	2 877	2 877	2 877	2 877	2 877	2 877	2 877
DC30 Gert Sibande (Medium)									
Opening Balance		317 047	337 333	331 820	344 397	310 678	298 379	345 083	377 645
Plus Receipts	332 428	41 731	21 327	93 361	(9 434)	48 468	61 313	59 676	51 271
SubTotal	332 428	358 779	358 660	425 181	334 963	359 146	359 692	404 759	428 916
Less Payments	15 381	21 446	26 840	80 783	24 285	60 767	14 608	27 114	68 834
Closing Balance	317 047	337 333	331 820	344 397	310 678	298 379	345 083	377 645	360 083
MP311 Victor Khanye (Medium)									
Opening Balance	15 000	42 099	42 224	26 421	30 777	26 347			
Plus Receipts	42 620	125		18 190	369	109 810			
SubTotal	57 620	42 224	42 224	44 611	31 146	136 157			
Less Payments	15 521	15 803	13 834	4 799	13 128	123 029			
Closing Balance	42 099	42 224	28 421	30 777	26 347	123 029			
MP312 Emalaheni (Mp) (High)									
Opening Balance	(2 688)	634	(5 387)	(10 565)	(11 916)	(17 829)	(14 820)	(11 506)	(15 813)
Plus Receipts	293 525	128 116	200 159	228 284	177 783	239 302	194 768	129 391	181 248
SubTotal	290 837	128 750	194 772	217 719	165 867	221 473	179 948	117 886	165 435
Less Payments	290 222	134 137	205 337	229 635	183 696	236 293	191 454	133 699	170 223
Closing Balance	634	(5 387)	(10 565)	(11 916)	(17 829)	(14 820)	(11 506)	(15 813)	(4 788)
MP313 Steve Tshwete (High)									
Opening Balance	84 129	193 763	318 505	405 902	324 202	428 879	297 399	470 809	562 167
Plus Receipts	220 594	180 203	211 256	(8 212)	218 659	53 187	262 690	192 141	269 515
SubTotal	304 723	374 065	529 761	397 690	542 861	482 066	560 089	662 949	831 682
Less Payments	110 961	57 560	123 859	43 488	113 982	184 667	89 280	100 782	64 148
Closing Balance	193 763	318 505	405 902	324 202	428 879	297 399	470 809	562 167	767 534
MP314 Emekhezeni (Low)									
Opening Balance	34 981	60 017	64 210	61 940	61 940	60 152	68 213	55 474	60 154
Plus Receipts	44 583	39 248	13 881	19 573	11 716	32 383	6 059	16 392	8 965
SubTotal	44 583	74 229	73 898	83 783	73 656	92 535	74 272	71 866	69 119
Less Payments	9 602	14 212	9 688	21 843	13 504	24 322	18 798	11 711	19 622
Closing Balance	34 981	60 017	64 210	61 940	60 152	68 213	55 474	60 154	49 497
MP315 Thembihle Hani (Low)									
Opening Balance	69 577	57 669	235 784	215 093	186 678	142 815	256 036	205 878	174 808
Plus Receipts	1 963	213 764	9 080	20 705	17 225	162 737	4 396	9 533	141 757
SubTotal	71 540	271 433	244 864	235 798	203 904	305 551	260 433	215 411	316 565
Less Payments	13 870	35 649	29 772	49 119	61 089	49 515	54 555	40 602	49 458
Closing Balance	57 669	235 784	215 093	186 678	142 815	256 036	205 878	174 808	267 107
MP316 Dr J.S. Moroka (Low)									
Opening Balance	2 561	164 941	84 789	66 680	52 732	31 250	142 112	122 224	
Plus Receipts	197 981	5 557	13 430	15 393	2 228	182 609	514	4 187	
SubTotal	200 542	170 498	98 219	82 074	54 959	213 858	142 626	126 411	
Less Payments	35 601	85 709	31 538	29 342	23 710	71 746	20 402	32 734	
Closing Balance	164 941	84 789	66 680	52 732	31 250	142 112	122 224	93 677	



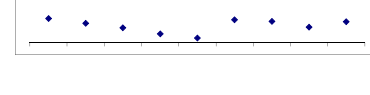
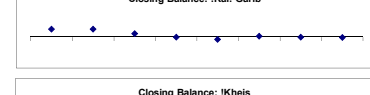
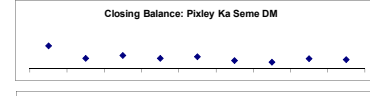
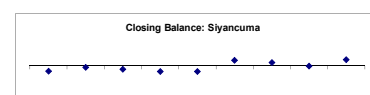




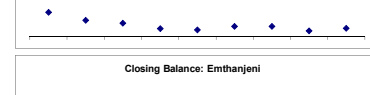
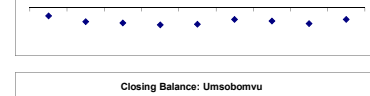
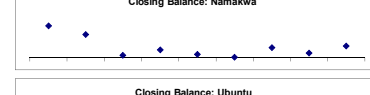
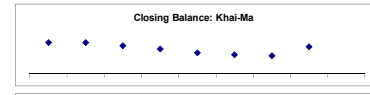
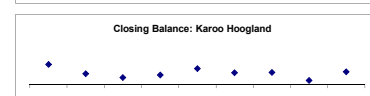
Cash Flow Summary for Financial Year End : 2018

R thousand	July	Aug	Sept	Oct	Nov	Dec	Jan	Feb	Mar
DC31 Nkangala (High)									
Opening Balance	455 442	544 346	522 544	490 459	454 294	437 071	509 542	488 068	468 993
Plus Receipts	144 375	1 724	1 945	8 173	(1 726)	113 636	3 232	2 604	87 369
SubTotal	599 818	546 070	524 490	498 632	452 568	550 707	512 774	490 673	556 362
Less Payments	55 472	23 526	34 031	44 338	15 497	41 165	24 705	21 680	52 409
Closing Balance	544 346	522 544	490 459	454 294	437 071	509 542	488 068	468 993	503 954
MP321 Thaba Chweu (Low)									
Opening Balance	23 303	33 933	30 944	16 277	54 068	45 157	56 315	28 397	28 468
Plus Receipts	96 635	26 322	26 230	74 545	27 515	78 927	21 489	22 185	93 046
SubTotal	120 139	60 255	57 174	90 822	81 583	124 084	78 003	50 582	121 514
Less Payments	86 206	29 311	40 897	36 754	67 769	67 769	73 050	49 606	22 114
Closing Balance	33 933	30 944	16 277	54 068	45 157	56 315	28 397	28 468	51 818
MP324 Nkomazi (Medium)									
Opening Balance	118 558	382 877	303 244	279 308	237 635	188 967	364 075	326 524	280 517
Plus Receipts	354 024	24 754	45 333	40 208	59 926	254 810	35 499	27 870	209 144
SubTotal	472 583	407 630	348 577	319 516	297 561	443 777	399 574	354 394	489 661
Less Payments	89 706	104 387	69 269	81 881	108 594	79 702	73 050	73 876	85 817
Closing Balance	382 877	303 244	279 308	237 635	188 967	364 075	326 524	280 517	403 844
MP325 Bushbuckridge (Low)									
Opening Balance	142 727	429 230	337 758	266 171	188 344	128 165	380 858	290 678	187 269
Plus Receipts	374 006	21 237	3 336	7 166	5 272	378 008	35 930	6 003	328 561
SubTotal	516 735	450 467	341 094	273 337	193 616	506 173	416 787	296 681	515 830
Less Payments	87 505	112 710	74 923	84 994	65 451	125 315	126 109	109 412	132 304
Closing Balance	429 230	337 758	266 171	188 344	128 165	380 858	290 678	187 269	383 526
MP326 City of Mbombela (High)									
Opening Balance	23 864	152 708	230 037	202 726	252 434	188 236	218 052	141 939	97 895
Plus Receipts	530 924	205 945	141 796	238 908	122 130	285 990	118 417	125 300	296 486
SubTotal	554 789	358 654	371 833	441 634	374 565	474 126	336 469	267 240	394 581
Less Payments	402 080	128 617	169 107	189 199	186 329	256 074	194 529	169 345	320 254
Closing Balance	152 708	230 037	202 726	252 434	188 236	218 052	141 939	97 895	74 327
DC32 Ehlanzeni (High)									
Opening Balance		84 472	87 750	53 256	39 091	24 714	70 979	55 563	42 035
Plus Receipts	97 516	3 278	701	1 645	2 373	78 582	1 301	1 403	57 235
SubTotal	97 516	87 750	88 452	54 902	41 464	103 295	72 280	57 166	99 270
Less Payments	13 044		35 195	15 811	16 750	32 316	16 716	15 131	17 790
Closing Balance	84 472	87 750	53 256	39 091	24 714	70 979	55 563	42 035	81 481
NC NORTHERN CAPE									
NC451 Joe Morolong (Low)									
Opening Balance	1 074	33 260	1 546	9 111	9 159	73	26 398	21 832	2 438
Plus Receipts	118 296	1 093	2 852	545	392	57 814	17 997	1 658	54 575
SubTotal	119 370	34 354	4 398	9 656	9 551	57 887	44 394	23 490	57 014
Less Payments	86 109	32 808	(4 713)	497	9 477	31 490	22 562	21 052	26 116
Closing Balance	33 260	1 546	9 111	9 159	73	26 398	21 832	2 438	30 898
NC452 Ga-Segonyana (Medium)									
Opening Balance	3 841	56 583	43 203	37 026	21 051	8 162	24 962	28 311	22 618
Plus Receipts	91 415	22 407	16 888	13 573	14 936	66 137	27 367	17 581	64 271
SubTotal	95 256	78 990	60 090	50 599	35 987	74 299	52 330	45 892	86 889
Less Payments	38 673	35 787	23 064	29 548	27 825	49 337	24 019	23 274	37 833
Closing Balance	56 583	43 203	37 026	21 051	8 162	24 962	28 311	22 618	49 056
NC453 Gamagara (Medium)									
Opening Balance									
Plus Receipts									
SubTotal									
Less Payments									
Closing Balance									
DC45 John Taolo Gaetsewe (Medium)									
Opening Balance	148	25 400	19 845	13 072	6 714	711	11 867	8 053	3 560
Plus Receipts	34 747	6 020	468	114	1 024	27 983	2 798	439	18 599
SubTotal	34 895	31 420	20 313	13 185	7 738	28 694	14 665	8 492	22 159
Less Payments	9 495	11 575	7 242	6 472	7 027	16 627	6 612	4 932	8 505
Closing Balance	25 400	19 845	13 072	6 714	711	11 867	8 053	3 560	13 654
NC451 Richtersveld (Medium)									
Opening Balance	537	365	430	516	829	359	822	318	783
Plus Receipts	20 600	4 536	5 201	5 257	5 488	12 616	5 185	5 744	24 208
SubTotal	21 137	4 900	5 631	5 774	6 317	12 975	6 007	6 062	24 991
Less Payments	20 773	4 471	5 114	4 945	5 958	12 153	5 689	5 279	24 645
Closing Balance	365	430	516	829	359	822	318	783	346
NC462 Nama Khoi (Medium)									
Opening Balance	3 347	15 951	3 426	8 516	9 395	4 598	11 389	5 112	6 475
Plus Receipts	45 864	16 735	22 838	26 689	15 866	37 101	20 844	14 612	49 539
SubTotal	49 210	32 685	26 264	35 205	25 261	41 699	32 234	19 724	56 014
Less Payments	33 260	29 259	17 747	25 810	20 663	30 310	27 122	13 249	44 770
Closing Balance	15 951	3 426	8 516	9 395	4 598	11 389	5 112	6 475	11 244
NC064 Kamiesberg (Low)									
Opening Balance	352	54	74	546	290	314	97	155	242
Plus Receipts	23 361	6 323	5 777	4 198	4 922	15 362	5 720	4 490	25 976
SubTotal	23 713	6 377	5 851	4 745	5 211	15 676	5 817	4 645	26 218
Less Payments	23 659	6 304	5 305	4 455	4 897	15 579	5 662	4 403	26 153
Closing Balance	54	74	546	290	314	97	155	242	65
NC065 Hantam (Low)									
Opening Balance	1 683	48 417	(12 204)	(12 581)	(26 262)	(4 271)	4 407	3 582	1 365
Plus Receipts	50 270	4 091	4 719	18 978	3 643	17 095	5 140	3 247	43 906
SubTotal	51 953	52 508	(7 485)	6 398	(22 619)	12 824	9 547	6 829	45 272
Less Payments	35 36	64 712	5 096	32 660	(18 348)	8 418	5 965	5 464	32 207
Closing Balance	48 417	(12 204)	(12 581)	(26 262)	(4 271)	4 407	3 582	1 365	13 065



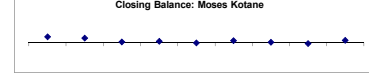




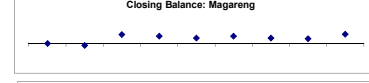
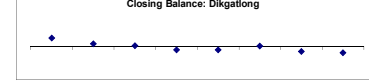
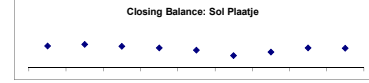
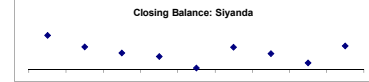

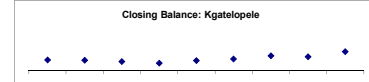
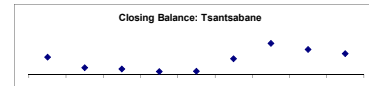
Cash Flow Summary for Financial Year End : 2018

R thousand	July	Aug	Sept	Oct	Nov	Dec	Jan	Feb	Mar
NC066 Karoo Hoogland (Medium)									
Opening Balance	2 490	11 178	6 009	3 914	5 202	8 767	6 459	6 624	2 180
Plus Receipts	9 170	2 658	4 112	2 042	2 776	1 940	2 005	2 330	7 632
Sub Total	11 660	13 836	10 122	5 956	7 978	10 707	8 464	8 954	9 811
Less Payments	482	7 827	6 208	754	(789)	4 247	1 840	6 774	2 717
Closing Balance	11 178	6 009	3 914	5 202	8 767	6 459	6 624	2 180	7 094
NC067 Khai-Ma (Low)									
Opening Balance	6 534	17 475	17 475	15 705	13 781	11 668	10 593	10 034	
Plus Receipts	17 322	2 121	2 303	4 094	4 019	5 954	2 719	8 807	
Sub Total	23 856	19 596	19 778	19 799	17 800	17 622	13 311	18 840	
Less Payments	6 381	2 121	4 073	6 018	6 132	7 030	3 277	3 750	
Closing Balance	17 475	17 475	15 705	13 781	11 668	10 593	10 034	15 090	
DC6 Namakwa (Medium)									
Opening Balance	1 020	17 697	12 947	1 324	4 289	1 799	168	5 552	2 538
Plus Receipts	21 468	4 811	201	8 036	2 793	24 116	9 994	4 741	14 260
Sub Total	22 489	22 508	13 148	9 359	7 081	25 914	10 162	10 293	16 798
Less Payments	4 792	5 561	11 824	5 071	5 283	25 746	4 610	7 756	10 410
Closing Balance	17 697	12 947	1 324	4 289	1 799	168	5 552	2 538	6 388
NC071 Ubuntu (Medium)									
Opening Balance	3 456	(11 607)	(19 637)	(21 445)	(24 066)	(22 914)	(16 619)	(18 603)	(22 265)
Plus Receipts	9 076	691	10 756	7 258	7 222	12 764	1 863	2 703	13 277
Sub Total	12 532	(10 916)	(8 881)	(14 187)	(16 844)	(10 150)	(14 756)	(15 900)	(8 988)
Less Payments	24 139	8 721	12 564	9 879	6 071	6 469	3 847	6 365	7 244
Closing Balance	(11 607)	(19 637)	(21 445)	(24 066)	(22 914)	(16 619)	(18 603)	(22 265)	(16 232)
NC072 Umsobomvu (Low)									
Opening Balance	17 114	33 466	22 219	18 242	10 685	8 501	13 601	13 464	7 238
Plus Receipts	29 478	4 517	13 244	15 709	10 588	23 304	8 017	6 249	20 342
Sub Total	46 593	37 983	43 463	33 951	21 273	31 805	21 618	19 712	27 580
Less Payments	13 127	15 764	25 221	23 266	12 712	18 204	8 155	12 475	16 572
Closing Balance	33 466	22 219	18 242	10 685	8 501	13 601	13 464	7 238	11 008
NC073 Emthanjeni (Medium)									
Opening Balance	(1 021)	21 341	22 926	14 185	6 910	1 927	14 212	11 877	423
Plus Receipts	38 538	22 194	13 175	16 801	15 432	24 820	16 643	13 494	21 968
Sub Total	37 517	43 535	36 101	30 986	22 342	26 747	30 855	25 371	22 390
Less Payments	16 176	20 609	21 916	24 076	20 415	12 535	18 978	24 948	18 659
Closing Balance	21 341	22 926	14 185	6 910	1 927	14 212	11 877	423	3 731
NC074 Kareeberg (Medium)									
Opening Balance	22 956	26 434	24 558	22 947	19 928	18 464	16 006	15 157	
Plus Receipts	8 962	1 587	2 761	2 841	3 164	3 192	2 222	5 124	
Sub Total	31 918	28 021	27 319	25 788	23 092	21 656	18 228	20 281	
Less Payments	5 484	3 463	4 372	5 860	4 628	5 650	3 071	5 023	
Closing Balance	26 434	24 558	22 947	19 928	18 464	16 006	15 157	15 258	
NC075 Renosterberg (Medium)									
Opening Balance		13 887	12 581	11 204	14 159	12 569	10 187		
Plus Receipts	15 493	1 127	628	6 922	412	1 002	3 649		
Sub Total	15 493	15 015	13 209	18 126	14 571	13 570	13 836		
Less Payments	1 606	2 434	2 004	3 967	2 002	3 384	2 564		
Closing Balance	13 887	12 581	11 204	14 159	12 569	10 187	11 271		
NC076 Thembelihle (Low)									
Opening Balance	577	2 567	755	(82)	(235)	(135)	(2 747)	(8)	(882)
Plus Receipts	21 251	3 465	4 681	6 120	6 423	12 127	8 511	5 685	20 048
Sub Total	21 827	6 031	5 436	6 038	6 187	11 992	5 764	5 677	19 167
Less Payments	19 260	5 276	5 518	6 274	6 323	14 738	5 772	6 559	20 343
Closing Balance	2 567	755	(82)	(235)	(135)	(2 747)	(8)	(882)	(1 176)
NC077 Siyathemba (Medium)									
Opening Balance	146	16 032	26 886	19 765	15 733	10 358	15 697	13 214	8 353
Plus Receipts	23 710	16 811	4 062	4 005	4 102	13 532	4 958	4 578	21 700
Sub Total	23 856	32 843	30 948	23 770	19 836	23 890	20 655	17 792	30 053
Less Payments	7 824	5 957	11 183	8 037	9 478	8 192	7 441	9 440	9 261
Closing Balance	16 032	26 886	19 765	15 733	10 358	15 697	13 214	8 353	20 792
NC078 Siyancuma (Medium)									
Opening Balance	(22 811)	(6 294)	(1 894)	(3 989)	(6 590)	(6 590)	5 946	3 447	(447)
Plus Receipts	34 034	11 725	7 061	10 750	10 750	26 767	7 913	5 055	22 328
Sub Total	12 123	5 431	5 167	6 761	(6 590)	20 177	13 859	8 502	21 881
Less Payments	18 416	7 325	9 156	13 351		14 221	10 412	8 948	15 124
Closing Balance	(6 294)	(1 894)	(3 989)	(6 590)	(6 590)	5 946	3 447	(447)	6 757
DCT Pixley Ka Seme (Nc) (Medium)									
Opening Balance	1 330	324	146	189	146	167	115	91	141
Plus Receipts	11 677	7 531	4 927	4 600	6 514	19 334	7 746	5 772	16 068
Sub Total	13 007	7 855	5 072	4 788	6 660	19 501	7 861	5 863	16 209
Less Payments	12 683	7 709	4 884	4 643	6 493	19 386	7 770	5 723	16 079
Closing Balance	324	146	189	146	167	115	91	141	130
NC082 IKail Garib (Low)									
Opening Balance	568	41 614	40 466	18 822	223	(10 987)	5 556	309	(1 115)
Plus Receipts	50 439	8 449	9 203	6 416	8 158	39 467	12 691	14 191	21 001
Sub Total	51 007	50 062	49 669	25 239	8 381	28 479	18 248	14 501	19 886
Less Payments	9 393	9 596	30 847	25 015	19 368	22 923	17 938	15 615	24 893
Closing Balance	41 614	40 466	18 822	223	(10 987)	5 556	309	(1 115)	(5 006)
NC084 IKheis (Low)									
Opening Balance	13 444	10 778	8 285	4 783	2 576	2 576	12 755	11 885	8 564
Plus Receipts	16 527	2 931	753	1 547	1 375	15 588	2 699	686	10 150
Sub Total	16 527	16 375	11 531	9 832	6 157	18 165	15 454	12 571	18 715
Less Payments	3 083	5 597	3 246	5 049	3 581	5 409	3 569	4 006	7 070
Closing Balance	13 444	10 778	8 285	4 783	2 576	12 755	11 885	8 564	11 645





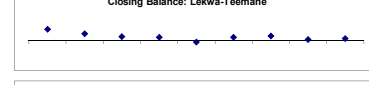
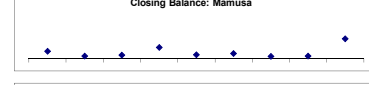
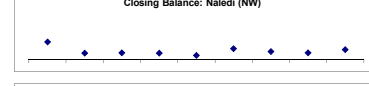
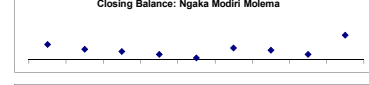
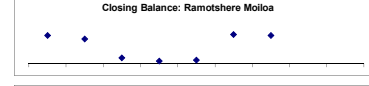
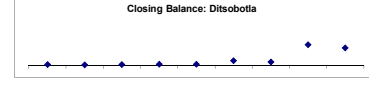

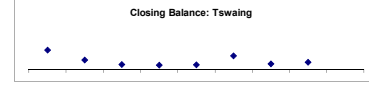

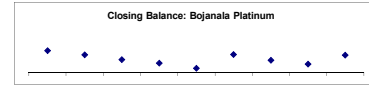
Cash Flow Summary for Financial Year End : 2018

R thousand	July	Aug	Sept	Oct	Nov	Dec	Jan	Feb	Mar
NC085 Tsantsabane (Low)									
Opening Balance	369	9 579	3 582	2 952	1 449	1 579	8 517	17 240	13 796
Plus Receipts	39 430	16 688	8 177	8 737	10 315	26 659	28 679	11 923	24 475
SubTotal	39 798	26 267	11 759	11 690	11 764	28 238	37 196	29 163	38 271
Less Payments	30 220	22 685	8 806	10 240	10 185	19 722	19 955	15 367	26 898
Closing Balance	9 579	3 582	2 952	1 449	1 579	8 517	17 240	13 796	11 373
NC086 Kgatelopele (Low)									
Opening Balance	13 037	28 999	28 466	24 909	19 956	27 395	31 758	40 188	37 501
Plus Receipts	22 040	7 703	2 970	3 296	14 703	11 528	4 661	2 957	20 426
SubTotal	35 077	36 702	31 437	28 205	34 659	38 923	36 419	43 145	57 928
Less Payments	6 078	8 236	6 527	8 249	7 263	7 165	(3 769)	5 643	5 423
Closing Balance	28 999	28 466	24 909	19 956	27 395	31 758	40 188	37 501	52 505
NC087 Dawid Kruijer (Medium)									
Opening Balance	43 754	66 304	65 541	64 559	51 989	36 037	33 510	55 770	67 040
Plus Receipts	60 399	42 684	42 492	38 970	47 117	57 693	48 896	30 987	66 864
SubTotal	104 153	108 988	108 033	103 528	99 105	93 730	82 406	86 758	133 903
Less Payments	37 849	43 447	43 474	51 540	63 068	60 220	26 636	19 718	53 007
Closing Balance	66 304	65 541	64 559	51 989	36 037	33 510	55 770	67 040	80 896
DC8 Z F Mgcawu (Medium)									
Opening Balance	289	18 860	12 439	8 981	6 920	593	12 118	8 544	3 447
Plus Receipts	24 558	2 639	3 115	489	557	17 161	1 137	981	14 841
SubTotal	24 847	21 499	15 555	9 470	7 477	17 753	13 255	9 525	18 288
Less Payments	5 987	9 060	6 573	2 550	6 884	5 635	4 711	6 078	5 378
Closing Balance	18 860	12 439	8 981	6 920	593	12 118	8 544	3 447	12 910
NC091 Sol Plaatje (High)									
Opening Balance	226 561	297 670	320 071	297 466	274 005	242 065	167 707	215 652	273 352
Plus Receipts	216 817	113 410	174 137	118 715	131 845	175 582	146 703	179 866	196 225
SubTotal	443 378	411 079	494 208	416 181	405 850	418 447	314 410	395 518	469 577
Less Payments	145 709	91 008	196 743	142 176	142 984	250 740	98 758	122 166	202 126
Closing Balance	297 670	320 071	297 466	274 005	242 865	167 707	215 652	273 352	267 451
NC092 Dikgatlong (Low)									
Opening Balance	1 989	19 123	5 762	728	(8 308)	(8 407)	465	(12 275)	(15 430)
Plus Receipts	46 740	4 981	6 496	6 152	8 360	31 250	1 971	6 233	25 212
SubTotal	48 729	24 104	12 258	6 879	51	22 842	2 436	(6 041)	9 782
Less Payments	29 606	18 342	11 530	15 188	8 458	22 377	14 711	9 389	19 680
Closing Balance	19 123	5 762	728	(8 308)	(8 407)	465	(12 275)	(15 430)	(8 898)
NC093 Magareng (Low)									
Opening Balance	106	(1 195)	(7 128)	23 722	18 566	13 327	18 628	13 772	11 827
Plus Receipts	1 242	2 163	31 669	1 963	1 104	7 054	2 396	2 672	22 294
SubTotal	1 348	967	24 541	25 685	19 670	20 381	21 023	16 445	34 121
Less Payments	2 544	8 095	819	7 119	6 343	1 753	7 251	4 618	10 209
Closing Balance	(1 195)	(7 128)	23 722	18 566	13 327	18 628	13 772	11 827	23 912
NC094 Phokwane (Medium)									
Opening Balance	16 303	16 925	17 588	17 588	17 588	17 588	17 588	17 588	43 004
Plus Receipts	15 068	1 488	1 446						37 917
SubTotal	15 068	17 991	18 371	17 588	17 588	17 588	17 588	17 588	55 725
Less Payments	(1 235)	866	783						12 722
Closing Balance	16 303	16 925	17 588	17 588	17 588	17 588	17 588	17 588	43 004
DC9 Frances Baard (Medium)									
Opening Balance	54 602	85 700	127 924	72 766	60 893	56 100	81 920	69 834	63 221
Plus Receipts	46 948	48 433	(45 867)	464	1 031	37 656	1 564	600	30 076
SubTotal	101 550	134 133	82 057	73 231	61 924	93 756	83 484	70 435	93 297
Less Payments	15 850	6 209	9 290	12 337	5 824	11 836	13 650	7 214	8 600
Closing Balance	85 700	127 924	72 766	60 893	56 100	81 920	69 834	63 221	84 697
NW NORTH WEST									
NW371 Moretele (Low)									
Opening Balance	251	22 393	28 708	11 208	40 416	6 204	299	10 662	3 225
Plus Receipts	59 926	64 565	11 421	84 019	32 865	87 293	47 672	46 356	133 840
SubTotal	60 177	86 958	40 128	95 227	73 281	93 497	47 971	57 018	137 065
Less Payments	37 785	58 250	28 921	54 011	67 076	93 198	37 309	53 793	84 392
Closing Balance	22 393	28 708	11 208	40 416	6 204	299	10 662	3 225	52 672
NW372 Madibeng (High)									
Opening Balance	16 657	146 746	135 754	112 289	120 105	116 178	106 456	44 561	39 085
Plus Receipts	432 059	71 539	87 260	92 001	95 292	260 761	66 412	80 909	335 583
SubTotal	448 717	218 285	223 014	204 290	215 396	376 939	172 868	125 470	374 668
Less Payments	301 971	82 531	110 725	84 185	99 220	270 483	128 307	86 385	271 900
Closing Balance	146 746	135 754	112 289	120 105	116 178	106 456	44 561	39 085	102 768
NW373 Rustenburg (High)									
Opening Balance	173 136	468 228	526 011	374 982	170 381	145 041			
Plus Receipts	561 638	121 685	186 271	118 529	355 245	793 518			
SubTotal	734 774	589 913	712 282	493 511	525 626	938 559			
Less Payments	266 545	63 902	337 300	323 130	380 585	227 856			
Closing Balance	468 228	526 011	374 982	170 381	145 041	710 703			
NW374 Kgetlengrivier (Low)									
Opening Balance	378	1 028	56	(2 336)	8 127	(5 202)	1 065	(1 896)	
Plus Receipts	62 036	6 242	10 781	24 947	6 643	28 628	15 153	11 574	
SubTotal	62 414	7 270	10 837	22 611	14 770	23 426	16 218	9 678	
Less Payments	61 386	7 214	13 173	14 484	19 972	22 361	18 114	12 843	
Closing Balance	1 028	56	(2 336)	8 127	(5 202)	1 065	(1 896)	(3 165)	
NW375 Moses Kotane (Medium)									
Opening Balance	30 791	159 290	118 723	11 931	32 398	(15 361)	53 671	2 257	(29 110)
Plus Receipts	213 869	2 408	2 043	87 049	3 913	155 063	15 974	27 118	176 365
SubTotal	244 660	161 698	120 766	98 980	36 311	139 702	69 645	29 374	147 255
Less Payments	85 370	42 975	108 834	66 582	51 671	86 031	67 389	58 484	87 826
Closing Balance	159 290	118 723	11 931	32 398	(15 361)	53 671	2 257	(29 110)	59 430






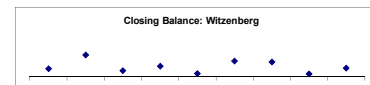

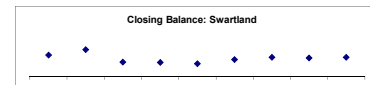



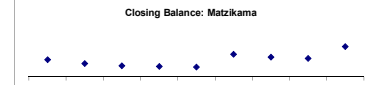



Cash Flow Summary for Financial Year End : 2018

R thousand	July	Aug	Sept	Oct	Nov	Dec	Jan	Feb	Mar
DC37 Bojanala Platinum (High)									
Opening Balance	5 484	119 598	96 349	70 869	50 543	21 968	98 745	66 707	45 052
Plus Receipts	131 909	4 956	235	349	332	104 122	755	2 192	39 063
Sub Total	137 393	124 554	96 584	71 218	50 874	126 090	99 500	68 899	124 115
Less Payments	17 794	28 205	25 715	20 676	28 906	27 346	32 793	23 847	29 465
Closing Balance	119 598	96 349	70 869	50 543	21 968	98 745	66 707	45 052	94 650
NW381 Ratlou (Low)									
Opening Balance	41 189	101 204	91 354	73 244	63 828	45 392	68 773	61 355	51 192
Plus Receipts	78 408	1 276	3 887	427	2 353	50 404	414	1 498	39 293
Sub Total	119 597	102 480	95 241	73 671	66 181	95 796	69 187	62 853	90 484
Less Payments	18 393	11 126	21 997	9 843	20 789	27 023	7 832	11 661	11 944
Closing Balance	101 204	91 354	73 244	63 828	45 392	68 773	61 355	51 192	78 542
NW382 Tswaing (Low)									
Opening Balance	3 724	26 517	12 737	6 566	5 290	5 827	18 458	7 372	
Plus Receipts	63 211	4 471	8 777	10 743	5 556	52 879	14 034	13 997	
Sub Total	66 935	30 988	21 514	17 309	10 846	58 707	32 492	21 368	
Less Payments	40 417	18 251	14 948	12 019	5 018	40 248	25 121	11 862	
Closing Balance	26 517	12 737	6 566	5 290	5 827	18 458	7 372	9 506	
NW383 Mafikeng (Low)									
Opening Balance		4 272	3 397	(9 653)	59 517	47 706	189 142	188 552	166 790
Plus Receipts	54 760	30 636	20 808	110 377	60 098	192 011	29 069	21 584	41 387
Sub Total	54 760	34 908	24 206	100 724	119 615	239 717	218 211	210 136	208 177
Less Payments	50 488	31 510	33 859	41 207	71 909	50 575	29 659	43 346	32 104
Closing Balance	4 272	3 397	(9 653)	59 517	47 706	189 142	188 552	166 790	176 072
NW384 Ditsobotla (Low)									
Opening Balance	1 176	2 046	243	1 712	3 184	3 330	22 996	16 471	112 427
Plus Receipts	74 893	17 793	23 328	20 849	18 526	56 176	18 347	125 665	58 820
Sub Total	76 069	19 839	23 571	22 561	21 710	59 506	41 343	142 137	171 257
Less Payments	74 024	19 596	21 859	19 396	18 380	36 510	24 772	29 709	75 617
Closing Balance	2 046	243	1 712	3 184	3 330	22 996	16 471	112 427	95 641
NW385 Ramotshere Molloa (Low)									
Opening Balance	1 459	38 906	33 883	7 406	3 315	4 402	40 041		
Plus Receipts	73 385	11 491	6 977	12 090	21 139	152 856	21 054		
Sub Total	75 044	50 397	40 860	19 496	24 454	157 258	61 094		
Less Payments	36 138	16 713	33 253	16 382	20 052	117 217	22 346		
Closing Balance	38 906	33 883	7 406	3 315	4 402	40 041	38 748		
DC38 Ngaka Modiri Molema (Low)									
Opening Balance	13 954	216 999	147 352	117 857	76 898	30 541	167 882	136 555	79 018
Plus Receipts	230 634	7 806	3 333	30 002	24 863	250 204	2 185	2 785	313 789
Sub Total	244 588	224 805	150 684	147 858	101 760	280 745	170 067	139 339	392 808
Less Payments	27 589	77 453	32 828	70 961	71 220	112 863	33 513	60 321	44 286
Closing Balance	216 999	147 352	117 857	76 898	30 541	167 882	136 555	79 018	348 522
NW392 Naledi (Nw) (Low)									
Opening Balance	16 752	24 364	8 364	8 816	8 595	5 503	14 692	10 797	8 957
Plus Receipts	46 934	17 006	38 747	23 126	18 619	38 408	16 316	20 446	37 264
Sub Total	63 686	41 370	47 110	31 942	27 215	43 911	31 009	31 243	46 220
Less Payments	39 322	33 006	38 295	23 347	21 711	29 219	20 212	22 286	32 773
Closing Balance	24 364	8 364	8 816	8 595	5 503	14 692	10 797	8 957	13 447
NW393 Mamusa (Medium)									
Opening Balance	706	1 028	381	489	1 582	539	708	335	364
Plus Receipts	50 812	7 107	10 636	7 093	8 000	27 940	5 283	7 649	28 531
Sub Total	51 518	8 135	11 018	7 583	9 582	28 479	5 991	7 984	28 895
Less Payments	50 490	7 754	10 528	6 001	9 044	27 771	5 656	7 620	26 139
Closing Balance	1 028	381	489	1 582	539	708	335	364	2 756
NW394 Greater Taung (Medium)									
Opening Balance	161 945	252 811	231 469	218 601	201 130	184 856	242 054	227 307	214 791
Plus Receipts	111 492	3 603	7 416	1 687	3 061	80 393	1 150	5 619	71 295
Sub Total	273 437	256 414	238 885	220 288	204 191	265 249	243 204	232 926	286 086
Less Payments	20 626	24 944	20 284	19 158	19 334	23 196	15 897	18 135	24 193
Closing Balance	252 811	231 469	218 601	201 130	184 856	242 054	227 307	214 791	261 892
NW396 Lekwa-Teemane (Low)									
Opening Balance	(147)	30 927	11 837	9 971	8 358	(5 618)	8 085	11 441	1 596
Plus Receipts	39 468	11 647	6 518	12 878	9 081	24 481	4 496	13 588	17 809
Sub Total	39 321	42 574	24 355	22 849	17 440	18 863	12 781	25 029	19 405
Less Payments	8 394	24 737	14 384	14 491	22 058	10 778	1 340	23 432	14 806
Closing Balance	30 927	17 837	9 971	8 358	(5 618)	8 085	11 441	1 596	4 599
NW397 Kagisano-Molopo (Low)									
Opening Balance	39 166	86 232	69 349	53 112	38 183	28 453	49 610	38 360	30 156
Plus Receipts	68 522	1 246	417	2 921	398	45 655	1 631	1 130	57 076
Sub Total	107 688	87 478	69 767	56 033	38 581	74 108	51 240	39 489	87 232
Less Payments	21 455	18 129	16 655	17 850	10 128	24 498	12 981	9 333	11 727
Closing Balance	86 232	69 349	53 112	38 183	28 453	49 610	38 360	30 156	75 505
DC39 Dr Ruth Segomotsi Mompati (Medium)									
Opening Balance	82 499	324 920	314 014	247 602					
Plus Receipts	258 421	7 207	1 771	51 463					
Sub Total	340 920	332 127	315 785	299 066					
Less Payments	16 000	18 113	68 182	39 633					
Closing Balance	324 920	314 014	247 602	259 433					
NW403 City Of Matlosana (High)									
Opening Balance	85 161	169 885	149 930						
Plus Receipts	360 686	146 503	163 090						
Sub Total	445 847	316 388	313 020						
Less Payments	275 962	166 458	158 376						
Closing Balance	169 885	149 930	154 644						




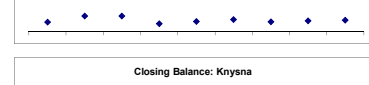


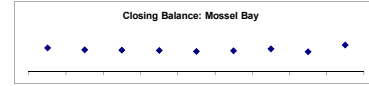

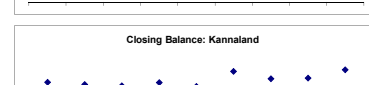

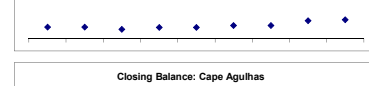

Cash Flow Summary for Financial Year End : 2018

R thousand	July	Aug	Sept	Oct	Nov	Dec	Jan	Feb	Mar
NW404 Maquassi Hills (Medium)									
Opening Balance	2 893	384	156	215	13	1 375	2 472	5 440	
Plus Receipts	105 786	29 527	37 062	21 956	21 165	54 973	21 273	19 771	
SubTotal	108 679	29 911	37 218	22 171	21 178	56 348	23 745	25 211	
Less Payments	108 295	29 755	37 003	22 158	19 803	53 877	18 305	17 554	
Closing Balance	384	156	215	13	1 375	2 472	5 440	7 657	
NW405 J B Marks (High)									
Opening Balance	191 935	232 621	188 220	235 427	198 476	205 212	291 266	300 117	321 658
Plus Receipts	240 906	86 427	178 112	97 601	133 787	221 087	128 670	136 075	174 646
SubTotal	432 841	319 048	366 332	333 028	332 263	426 299	419 936	436 192	496 304
Less Payments	200 220	130 828	130 905	134 552	127 051	135 033	119 819	114 534	156 491
Closing Balance	232 621	188 220	235 427	198 476	205 212	291 266	300 117	321 658	339 812
DC40 Dr Kenneth Kaunda (Medium)									
Opening Balance	3 448	65 129	52 783	35 580	22 799	22 803	64 650	50 475	37 474
Plus Receipts	73 742	2 520	207	87	15 069	57 025	292	665	
SubTotal	77 190	67 649	52 990	35 667	37 868	79 828	64 942	51 139	37 474
Less Payments	12 061	14 866	17 410	12 868	15 065	15 179	14 467	13 666	13 268
Closing Balance	65 129	52 783	35 580	22 799	22 803	64 650	50 475	37 474	24 206
WC WESTERN CAPE									
CPT Cape Town (High)									
Opening Balance	3 773 576	4 207 112	4 444 338	5 525 525	5 338 750	4 917 466	4 991 945	5 634 856	5 595 740
Plus Receipts	4 581 038	4 085 148	2 552 545	2 909 516	2 711 397	3 912 440	2 976 177	2 424 137	5 024 227
SubTotal	8 355 515	8 292 260	6 996 904	8 435 041	8 050 147	8 829 906	7 968 122	8 058 993	10 619 966
Less Payments	4 148 403	1 845 922	2 473 378	3 096 291	3 132 481	3 837 962	2 323 266	2 463 253	3 032 216
Closing Balance	4 207 112	6 446 338	5 525 525	5 338 750	4 917 466	4 991 945	5 634 856	5 595 740	7 587 750
WC011 Matzikama (Medium)									
Opening Balance	4 116	39 887	30 877	25 430	23 986	22 679	52 882	45 797	42 557
Plus Receipts	59 298	15 311	21 370	17 992	28 356	53 800	21 383	21 441	51 047
SubTotal	63 414	55 197	52 247	43 422	52 341	76 480	74 165	67 238	93 624
Less Payments	23 527	24 320	26 817	19 436	29 462	23 598	28 367	24 681	23 386
Closing Balance	39 887	30 877	25 430	23 986	22 679	52 882	45 797	42 557	70 238
WC012 Cederberg (Low)									
Opening Balance		100 383	98 240	46 739	107 622	110 090	103 803	112 428	173 409
Plus Receipts	40 655	4 478	1 061	51 498	5 230	8 127	8 625	38 961	(35 323)
SubTotal	40 655	104 861	99 301	98 238	112 852	118 217	112 428	151 389	138 086
Less Payments	(59 729)	6 620	52 561	(9 384)	2 762	14 414		(22 021)	24 720
Closing Balance	100 383	98 240	46 739	107 622	110 090	103 803	112 428	173 409	113 366
WC013 Bergrivier (Medium)									
Opening Balance	82 080	80 446	90 521	92 477	112 669	123 926	72 790	79 344	83 773
Plus Receipts	18 303	28 653	90 612	46 482	38 901	37 551	25 612	34 069	34 954
SubTotal	100 384	109 099	181 133	138 959	151 570	161 478	98 402	113 413	118 727
Less Payments	19 938	18 577	88 656	26 290	27 643	88 687	19 058	29 640	19 191
Closing Balance	80 446	90 521	92 477	112 669	123 926	72 790	79 344	83 773	99 535
WC014 Saldanha Bay (High)									
Opening Balance	47 188	46 141	39 785	29 598	115 899	44 094	41 420	42 196	48 435
Plus Receipts	80 390	78 120	68 439	162 045	(27 655)	72 166	58 557	77 759	76 648
SubTotal	127 578	124 261	108 225	191 643	88 243	116 260	99 978	119 955	125 083
Less Payments	81 437	84 476	78 627	75 744	44 149	74 840	57 781	71 520	85 729
Closing Balance	46 141	39 785	29 598	115 899	44 094	41 420	42 196	48 435	39 355
WC015 Swartland (Medium)									
Opening Balance	98 875	116 259	147 441	77 572	76 653	68 525	92 099	104 646	101 494
Plus Receipts	124 267	83 205	72 929	80 456	72 659	113 733	77 383	71 702	116 153
SubTotal	223 142	199 465	220 371	158 028	149 312	182 257	169 482	176 348	217 647
Less Payments	106 882	52 023	142 799	81 375	80 787	90 159	64 836	74 854	113 621
Closing Balance	116 259	147 441	77 572	76 653	68 525	92 099	104 646	101 494	104 026
DC1 West Coast (Medium)									
Opening Balance	234 434	40 860	57 129	55 172	43 746	29 614	36 382	31 518	25 523
Plus Receipts	56 123	40 013	20 910	12 285	28 782	97 184	16 637	24 329	47 303
SubTotal	290 557	80 874	78 040	67 457	72 528	126 798	53 019	55 847	72 826
Less Payments	249 697	23 744	22 868	23 711	42 914	90 416	21 501	30 324	32 224
Closing Balance	40 860	57 129	55 172	43 746	29 614	36 382	31 518	25 523	40 602
WC022 Witzenberg (Low)									
Opening Balance	76 375	45 875	123 052	34 493	60 119	19 461	88 297	83 637	17 559
Plus Receipts	31 747	135 595	(27 382)	62 491	45 008	56 905	33 524	(20 247)	81 009
SubTotal	108 122	181 470	95 669	96 984	105 127	76 366	121 820	63 370	98 568
Less Payments	62 246	58 419	61 176	36 865	85 666	(11 930)	38 183	45 811	49 100
Closing Balance	45 875	123 052	34 493	60 119	19 461	88 297	83 637	17 559	49 469
WC023 Drakenstein (High)									
Opening Balance	286 460	263 973	266 794	279 755	256 320	160 591	50 022	13 374	80 635
Plus Receipts	181 489	125 119	168 064	120 235	112 914	212 600	118 168	214 767	296 431
SubTotal	467 948	389 092	434 858	399 990	369 234	373 191	168 189	228 142	377 066
Less Payments	203 975	122 298	155 103	143 670	208 643	323 169	154 815	147 506	63 668
Closing Balance	263 973	266 794	279 755	256 320	160 591	50 022	13 374	80 635	313 398
WC024 Stellenbosch (High)									
Opening Balance	621 655	695 006	628 879	612 474	674 927	673 675	693 932	713 037	739 121
Plus Receipts	128 266	35 762	106 912	166 913	129 709	155 986	87 361	128 039	128 678
SubTotal	749 921	730 769	735 791	779 387	804 636	829 661	781 292	841 076	867 799
Less Payments	54 915	101 890	123 317	104 460	130 961	135 729	68 256	101 955	124 466
Closing Balance	695 006	628 879	612 474	674 927	673 675	693 932	713 037	739 121	743 333
WC025 Breede Valley (High)									
Opening Balance	182 578	207 417	210 118	172 037	173 059	154 861	190 073	199 293	192 215
Plus Receipts	103 143	77 313	86 322	77 460	74 160	116 069	86 215	65 847	124 272
SubTotal	285 721	284 730	296 440	249 497	247 219	270 930	276 288	265 140	316 487
Less Payments	78 304	74 612	124 403	76 438	92 357	80 858	76 995	72 924	95 369
Closing Balance	207 417	210 118	172 037	173 059	154 861	190 073	199 293	192 215	221 118



Cash Flow Summary for Financial Year End : 2018

R thousand	July	Aug	Sept	Oct	Nov	Dec	Jan	Feb	Mar
WC026 Langeberg (Medium)									
Opening Balance	115 105	130 874	133 519	113 764	117 990	96 511	132 679	129 532	132 224
Plus Receipts	88 167	51 230	51 252	51 938	45 726	87 625	46 792	53 235	86 147
SubTotal	203 272	182 105	184 771	165 702	163 716	184 135	179 471	182 767	218 370
Less Payments	72 397	48 586	71 007	47 712	67 206	51 456	49 939	50 544	69 536
Closing Balance	130 874	133 519	113 764	117 990	96 511	132 679	129 532	132 224	148 834
DC2 Cape Winelands DM (Medium)									
Opening Balance	592 131	667 794	659 878	645 149	624 466	609 686	656 659	631 220	620 183
Plus Receipts	94 078	8 942	13 903	13 903	15 287	78 597	5 505	19 401	86 779
SubTotal	686 209	676 737	668 004	659 052	639 752	688 282	662 164	650 621	706 962
Less Payments	18 414	16 859	22 855	34 586	30 067	31 624	30 944	30 439	38 789
Closing Balance	667 794	659 878	645 149	624 466	609 686	656 659	631 220	620 183	668 173
WC031 Theewaterskloof (Medium)									
Opening Balance	64 323	56 107	59 567	81 840	82 970	77 409	101 324	118 293	101 981
Plus Receipts	65 037	57 475	37 553	40 866	36 205	66 932	31 851	30 832	22 259
SubTotal	129 361	113 582	97 120	122 706	119 175	144 340	133 175	149 125	124 240
Less Payments	73 254	54 015	15 280	39 736	41 766	43 017	14 882	47 144	39 328
Closing Balance	56 107	59 567	81 840	82 970	77 409	101 324	118 293	101 981	84 912
WC032 Overstrand (High)									
Opening Balance	259 814	324 196	323 398	264 984	319 475	318 646	367 407	372 784	502 711
Plus Receipts	113 925	76 312	63 576	69 215	82 408	150 816	78 478	113 606	94 130
SubTotal	373 739	400 508	386 974	334 199	401 883	469 461	445 886	486 390	596 841
Less Payments	49 543	77 109	121 991	14 724	83 237	102 054	73 102	(16 321)	66 342
Closing Balance	324 196	323 398	264 984	319 475	318 646	367 407	372 784	502 711	530 500
WC033 Cape Agulhas (Low)									
Opening Balance	24 709	49 357	51 392	34 285	44 355	57 148	68 579	80 091	83 030
Plus Receipts	42 523	14 533	22 546	44 674	26 207	23 374	22 348	24 667	31 358
SubTotal	67 242	63 890	79 938	78 959	70 561	80 522	90 927	114 757	114 387
Less Payments	17 885	6 498	45 653	24 604	13 413	11 943	10 826	31 728	53 325
Closing Balance	49 357	57 392	34 285	44 355	57 148	68 579	80 091	83 030	61 062
WC034 Swellendam (Low)									
Opening Balance	51 728	54 847	51 108	41 290	38 690	34 067	31 398	28 941	28 001
Plus Receipts	10 744	13 682	10 409	15 777	13 758	15 628	13 429	15 126	31 958
SubTotal	62 471	68 530	61 517	57 067	52 448	49 694	44 726	44 067	59 959
Less Payments	7 624	17 421	20 227	18 377	18 382	18 396	15 785	16 066	16 638
Closing Balance	54 847	51 108	41 290	38 690	34 067	31 398	28 941	28 001	43 321
DC3 Overberg (Medium)									
Opening Balance	32 424	55 339	57 134	47 935	40 649	38 408	55 027	43 620	27 121
Plus Receipts	30 698	13 472	1 991	8 275	16 094	27 753	1 631	7 803	36 237
SubTotal	63 122	68 812	59 125	56 210	56 743	66 161	56 658	51 423	63 358
Less Payments	7 783	11 677	11 190	15 561	18 335	11 134	13 038	24 302	19 235
Closing Balance	55 339	57 134	47 935	40 649	38 408	55 027	43 620	27 121	44 123
WC041 Kannaland (Medium)									
Opening Balance	277	7 395	6 152	5 378	7 262	5 015	13 504	9 459	9 696
Plus Receipts	26 719	2 923	9 913	14 478	6 973	23 033	5 838	9 103	20 065
SubTotal	26 996	10 318	16 066	19 857	14 235	28 048	19 342	18 562	29 761
Less Payments	19 601	4 166	10 687	12 594	9 220	14 544	9 883	8 866	15 437
Closing Balance	7 395	6 152	5 378	7 262	5 015	13 504	9 459	9 696	14 324
WC042 Hessequa (Medium)									
Opening Balance	211 779	217 335	217 116	219 663	221 080	213 792	211 602	216 393	222 752
Plus Receipts	54 628	35 234	31 827	36 942	33 948	46 579	36 436	34 826	66 460
SubTotal	266 407	252 569	248 942	256 605	255 028	260 371	248 039	251 219	289 212
Less Payments	49 071	35 454	29 279	35 526	41 236	48 769	31 645	28 467	37 464
Closing Balance	217 335	217 116	219 663	221 080	213 792	211 602	216 393	222 752	251 749
WC043 Mossel Bay (High)									
Opening Balance	417 342	431 889	419 806	418 869	416 628	412 377	415 161	425 229	410 664
Plus Receipts	75 103	66 746	77 803	68 651	64 612	101 296	70 257	63 610	107 620
SubTotal	492 446	498 635	497 610	487 520	481 240	513 673	485 418	488 839	518 284
Less Payments	60 556	78 828	78 741	70 893	68 862	98 512	60 189	78 175	70 894
Closing Balance	431 889	419 806	418 869	416 628	412 377	415 161	425 229	410 664	447 391
WC044 George (High)									
Opening Balance	503 167	587 439	511 608	637 765	500 785	744 397	673 878	548 035	566 119
Plus Receipts	201 327	(285 526)	274 640	(144 373)	89 801	(133 378)	183 646	86 139	(109 081)
SubTotal	704 494	302 113	786 248	493 392	590 586	611 019	857 525	634 174	457 038
Less Payments	116 856	(209 495)	148 482	(7 392)	(162 811)	(62 859)	309 490	68 055	(282 731)
Closing Balance	587 639	511 608	637 765	500 785	744 397	673 878	548 035	566 119	739 768
WC045 Oudshoorn (Medium)									
Opening Balance	27 816	49 523	79 413	47 773	89 549	85 299	104 478	99 859	73 865
Plus Receipts	75 306	59 270	49 800	78 328	59 245	91 565	72 523	45 219	95 737
SubTotal	103 122	108 793	129 214	126 101	148 794	176 863	177 000	145 079	169 602
Less Payments	53 599	29 380	81 441	36 553	63 495	72 385	77 141	71 214	69 757
Closing Balance	49 523	79 413	47 773	89 549	85 299	104 478	99 859	73 865	99 845
WC047 Bitou (Medium)									
Opening Balance	126 055	131 045	217 145	216 693	107 395	139 370	165 935	135 303	149 347
Plus Receipts	27 034	104 670	25 205	19 562	63 306	85 351	22 750	55 907	62 949
SubTotal	153 090	235 715	242 350	236 255	170 701	224 721	188 685	191 211	212 296
Less Payments	22 045	18 570	25 657	128 860	31 330	58 786	53 381	41 864	57 067
Closing Balance	131 045	217 145	216 693	107 395	139 370	165 935	135 303	149 347	155 229
WC048 Knysna (Medium)									
Opening Balance	106 972	103 463	101 041	117 704	126 459	106 997	136 533	125 111	117 457
Plus Receipts	91 063	63 683	97 732	67 126	57 348	89 005	57 367	58 260	85 541
SubTotal	198 035	167 147	198 773	184 830	183 807	196 002	193 900	183 371	202 998
Less Payments	94 571	66 106	81 068	76 810	76 810	59 469	68 788	65 914	57 443
Closing Balance	103 463	101 041	117 704	126 459	106 997	136 533	125 111	117 457	145 555



Cash Flow Summary for Financial Year End : 2018

R thousand	July	Aug	Sept	Oct	Nov	Dec	Jan	Feb	Mar
DC4 Eden (Medium)									
Opening Balance	137 587	191 560	181 379	166 844	(1 091)	(1 119)	69 872	58 814	25 976
Plus Receipts	65 934	6 288	4 409	(142 230)	46 641	91 671	3 971	(9 658)	59 284
Sub Total	203 521	197 848	185 787	24 615	45 550	90 552	73 843	49 156	85 259
Less Payments	11 961	16 470	18 943	25 705	46 670	20 680	15 029	23 180	17 848
Closing Balance	191 560	181 379	166 844	(1 091)	(1 119)	69 872	58 814	25 976	67 411
WC051 Laingsburg (Medium)									
Opening Balance	9 964	17 600	17 330	15 338	14 085	11 765	17 646	17 606	15 881
Plus Receipts	11 294	5 933	3 439	2 829	2 391	11 697	3 134	3 090	15 014
Sub Total	21 258	23 532	20 769	18 167	16 477	23 462	20 780	20 696	30 895
Less Payments	3 659	6 202	5 431	4 081	4 712	5 816	3 173	4 815	5 330
Closing Balance	17 600	17 330	15 338	14 085	11 765	17 646	17 606	15 881	25 565
WC052 Prince Albert (Medium)									
Opening Balance	26 748	36 509	36 509	35 401	30 978	30 978	30 978	33 222	32 721
Plus Receipts	14 902	3 888	1 962	2 402	1 535	11 849	2 929	12 776	6 968
Sub Total	41 650	40 396	38 471	37 803	32 514	42 828	33 908	45 998	39 689
Less Payments	5 141	3 888	3 069	6 825	1 535	11 849	686	13 278	5 404
Closing Balance	36 509	36 509	35 401	30 978	30 978	30 978	33 222	32 721	34 285
WC053 Beaufort West (Medium)									
Opening Balance	4 413	35 746	30 594	33 861	23 269	10 449	21 840	18 176	19 185
Plus Receipts	46 109	18 972	23 596	21 346	20 617	29 997	16 642	21 812	53 874
Sub Total	50 521	54 718	54 190	55 207	43 886	40 446	38 482	39 988	73 059
Less Payments	14 775	24 124	20 328	31 938	33 437	18 606	20 306	20 802	34 082
Closing Balance	35 746	30 594	33 861	23 269	10 449	21 840	18 176	19 185	38 978
DC5 Central Karoo (Medium)									
Opening Balance	8 286	10 738	11 861	10 634	10 581	7 862	6 963	7 686	8 541
Plus Receipts	12 120	5 780	4 074	5 963	2 811	7 845	4 887	6 495	9 846
Sub Total	20 406	16 518	15 935	16 616	13 392	15 708	11 850	14 181	18 388
Less Payments	9 649	4 657	5 301	6 026	5 530	8 744	4 164	5 640	9 062
Closing Balance	10 738	11 861	10 634	10 581	7 862	6 963	7 686	8 541	9 326

Source: National Treasury Local Government Database

