
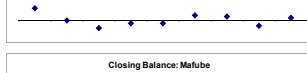

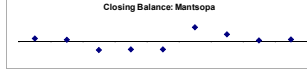


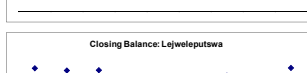

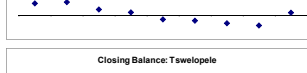







Cash Flow Summary for Financial Year End : 2019

Table with columns: R thousand, July, Aug, Sept, Oct, Nov, Dec, Jan, Feb, Mar. Rows include FS FREE STATE and various districts such as MAM Mangungu (High), FS161 Letsemeng (Medium), FS162 Kopanong (Medium), FS163 Mhokare (Low), DC16 Xhariep (Low), FS181 Maslonyana (Low), FS182 Tokologo (Low), FS183 Tswelopele (Medium), FS184 Matjhabeng (High), FS185 Nala (Medium), DC18 Lejeweputswa (Low), FS191 Setsoto (Medium), FS192 Dihlabeng (Medium), FS193 Nketoana (Medium), FS194 Maluti-a-Phofung (High), FS195 Phumelela (Low), FS196 Mantsopa (Medium), DC19 Thabo Mofutsanyana (Low), FS201 Mophaka (High), FS203 Ngwatho (Medium), FS204 Metsimaholo (High), FS205 Mafube (Medium), DC20 Fezile Dabi (Low).








Cash Flow Summary for Financial Year End : 2019

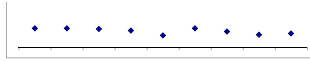
R thousand	July	Aug	Sept	Oct	Nov	Dec	Jan	Feb	Mar
<b>KZN252 Newcastle ( High )</b>									
Opening Balance	57 485	84 524	64 898	92 173	79 005	43 166	87 654	70 851	15 574
Plus Receipts	236 815	114 100	125 767	123 096	84 439	209 886	99 730	99 022	228 271
SubTotal	294 280	198 624	190 575	219 270	163 444	253 052	187 383	169 873	243 845
Less Payments	209 756	133 815	98 402	140 265	120 278	165 398	116 532	154 309	164 034
Closing Balance	84 524	64 898	92 173	79 005	43 166	87 654	70 851	15 574	79 811





**Cash Flow Summary for Financial Year End : 2019**

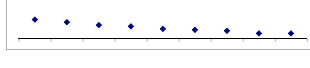


R thousand	July	Aug	Sept	Oct	Nov	Dec	Jan	Feb	Mar
Plus Receipts	48 755		10 519	11 088	879	35 128	150	743	23 503
Subtotal	70 812	58 092	68 611	66 669	52 356	71 407	57 743	48 540	61 518
Less Payments	12 720	13 030	15 762	16 078	13 814	9 947	10 525	19 186	
Closing Balance	58 092	58 092	55 581	51 477	36 279	57 993	47 797	38 015	42 332





Cash Flow Summary for Financial Year End :2019

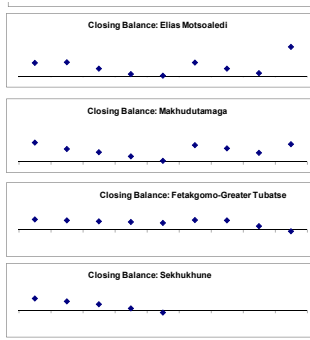
R thousand	July	Aug	Sept	Oct	Nov	Dec	Jan	Feb	Mar
<b>DC29 iLembe ( Low )</b>									
Opening Balance	75 814	104 980	160 872	135 826	126 473	92 999	199 005	179 803	137 787
Plus Receipts	258 425	46 126	14 782	8 049	49 681	257 926	14 686	80 911	325 472
SubTotal	334 449	241 106	175 654	143 874	176 154	350 925	213 690	220 714	473 259
Less Payments	139 469	80 234	39 828	17 401	83 135	151 930	33 887	82 927	126 972
Closing Balance	194 980	160 872	135 826	126 473	92 999	199 005	179 803	137 787	346 287
<b>KZN433 Greater Kokstad ( Low )</b>									
Opening Balance	114 262	144 957	122 213	159 046	152 510	146 048	173 776	168 321	150 215
Plus Receipts	49 624	18 844	68 305	22 413	18 813	42 809	15 334	25 910	29 154
SubTotal	163 086	163 800	190 518	181 459	171 323	188 857	189 109	194 230	179 369
Less Payments	19 120	41 587	31 472	28 949	25 274	15 081	20 389	44 015	16 201
Closing Balance	144 957	122 213	159 046	152 510	146 048	173 776	168 321	150 215	163 168
<b>KZN434 Ubuhlebezwe ( Low )</b>									
Opening Balance	118 301	170 010	162 039	150 925	149 437	146 718	214 341	211 429	224 807
Plus Receipts	54 757	4 487	(2 311)	8 428	11 179	80 099	4 704	23 596	6 916
SubTotal	173 058	174 497	159 728	159 353	160 616	226 817	219 044	235 025	231 723
Less Payments	3 048	12 458	8 803	9 916	13 898	12 476	7 615	10 218	2 546
Closing Balance	170 010	162 039	150 925	149 437	146 718	214 341	211 429	224 807	229 177
<b>KZN435 Umzimkhulu ( Medium )</b>									
Opening Balance	206 384	281 573	267 349	248 379	232 972	208 663	271 659	253 812	239 221
Plus Receipts	91 416	4 363	6 163	10 852	4 198	85 431	2 494	2 563	53 148
SubTotal	297 801	285 936	273 511	259 231	237 170	294 094	274 153	256 375	292 369
Less Payments	16 228	18 587	25 133	26 259	28 507	22 435	20 340	17 154	21 855
Closing Balance	281 573	267 349	248 379	232 972	208 663	271 659	253 812	239 221	270 514
<b>KZN436 Dr Nkosazana Dlamini Zuma ( Medium )</b>									
Opening Balance	80 826	134 909	130 311	125 231	126 962	115 524	157 096	150 572	139 246
Plus Receipts	55 827	6 208	4 105	13 379	3 096	56 917	3 286	3 384	43 473
SubTotal	144 664	141 117	136 416	138 610	130 058	172 441	160 382	153 956	182 719
Less Payments	9 754	10 806	11 185	11 647	14 534	15 345	9 810	14 710	17 789
Closing Balance	134 909	130 311	125 231	126 962	115 524	157 096	150 572	139 246	164 930
<b>DC43 Harry Gwala ( Low )</b>									
Opening Balance	96 962	293 284	253 307	210 751	191 659	152 854	138 113	119 554	83 127
Plus Receipts	260 476	32 365	5 908	25 616	40 078	80 614	5 084	6 561	
SubTotal	363 378	325 649	259 215	236 367	231 737	233 468	143 197	126 114	83 127
Less Payments	70 094	72 341	48 444	44 707	83 883	95 355	23 643	42 987	
Closing Balance	293 284	253 307	210 751	191 659	152 854	138 113	119 554	83 127	83 127





Cash Flow Summary for Financial Year End : 2019

R thousand	July	Aug	Sept	Oct	Nov	Dec	Jan	Feb	Mar
<b>LIM472 Elias Motsaoleli ( Medium )</b>									
Opening Balance	6 194	40 765	43 483	23 238	6 438	1 294	42 233	22 822	9 204
Plus Receipts	57 247	31 004	13 287	15 277	25 504	115 136	11 152	11 186	113 524
SubTotal	63 441	72 130	56 690	38 515	31 943	116 429	53 385	34 007	122 528
Less Payments	22 675	28 686	33 453	32 076	30 649	74 196	30 563	24 804	31 953
Closing Balance	40 765	43 483	23 238	6 438	1 294	42 233	22 822	9 204	90 575
<b>LIM473 Makhuduthamaga ( Low )</b>									
Opening Balance	19 228	117 457	78 594	57 872	32 828	5 392	101 653	83 050	53 937
Plus Receipts	137 179	5 069	3 841	16 691	1 502	113 521	2 970	4 302	82 766
SubTotal	156 407	122 525	82 435	74 563	34 330	118 913	104 622	87 352	136 703
Less Payments	38 950	43 931	24 563	41 735	28 938	17 260	21 573	33 475	27 868
Closing Balance	117 457	78 594	57 872	32 828	5 392	101 653	83 050	53 937	108 834
<b>LIM476 Tubatse Fetakgomo ( Low )</b>									
Opening Balance	143 473	313 010	277 420	247 424	226 151	205 095	294 203	275 044	100 419
Plus Receipts	193 729	8 917	7 399	7 420	7 420	128 118	14 262	(75 277)	(82 397)
SubTotal	337 202	321 927	284 819	254 844	233 571	333 213	308 465	199 766	18 022
Less Payments	24 192	44 507	37 395	28 693	28 476	39 010	33 421	99 347	73 708
Closing Balance	313 010	277 420	247 424	226 151	205 095	294 203	275 044	100 419	(55 686)
<b>DC47 Sekhukhune ( High )</b>									
Opening Balance	103 626	362 945	269 869	184 538	50 383				
Plus Receipts	305 690	13 185	9 470	8 230	5 801				
SubTotal	409 316	376 130	279 340	192 768	56 184				
Less Payments	46 371	106 261	94 802	142 385	132 652				
Closing Balance	362 945	269 869	184 538	50 383	(76 468)				

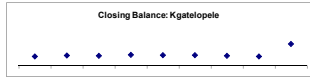






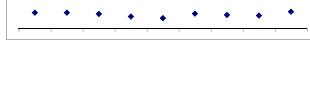
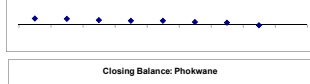
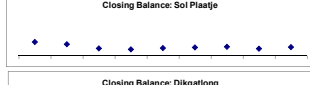
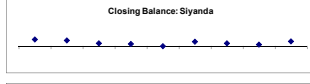

Cash Flow Summary for Financial Year End : 2019

R thousand	July	Aug	Sept	Oct	Nov	Dec	Jan	Feb	Mar
<b>NC086 Kgatelepele ( Low )</b>									
Opening Balance			30 785	29 756	32 945	32 108	32 399	29 699	28 123
Plus Receipts	9 516	27 427	11 124	19 016	5 793	20 085	5 363	5 454	49 812
SubTotal	23 246	10 763	41 910	48 771	38 738	52 192	37 762	35 153	77 935
Less Payments	4 835	7 905	12 154	15 827	6 631	19 793	8 062	7 030	11 200
Closing Balance	27 927	30 785	29 756	32 945	32 108	32 399	29 699	28 123	66 735




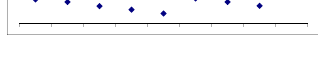

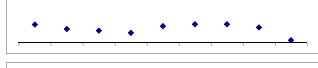
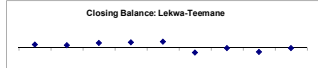

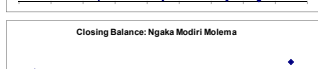


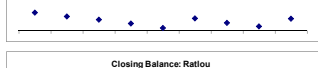


Cash Flow Summary for Financial Year End :2019

R thousand	July	Aug	Sept	Oct	Nov	Dec	Jan	Feb	Mar
<b>NC087 Dawid Kruijper ( Medium )</b>									
Opening Balance	76 582	90 869	44 304	52 995	24 288	25 658	48 067	62 315	62 921
Plus Receipts	78 413	28 973	65 140	45 421	54 229	65 954	48 974	48 907	76 649
SubTotal	154 996	129 842	110 452	98 416	90 517	91 614	96 983	109 296	139 590
Less Payments	64 007	85 058	57 457	64 128	64 840	43 547	34 667	46 375	78 745
Closing Balance	90 989	44 304	52 995	34 288	25 658	48 067	62 315	62 921	60 845
<b>DC8 Z F Mqacawu ( Medium )</b>									
Opening Balance	636	19 935	17 227	8 541	5 838	(817)	13 255	8 515	4 087
Plus Receipts	27 712	3 090	208	752	1 174	22 807	143	1 254	16 725
SubTotal	28 348	23 026	17 435	9 293	7 011	21 990	13 399	9 769	20 813
Less Payments	8 413	5 799	8 864	3 455	7 829	8 735	4 884	5 681	6 979
Closing Balance	19 935	17 227	8 541	5 838	(817)	13 255	8 515	4 087	13 884
<b>NC091 Sol Pitsaetje ( High )</b>									
Opening Balance	135 240	215 241	182 943	113 708	101 996	120 300	128 882	138 415	112 467
Plus Receipts	255 348	110 315	116 016	132 885	171 707	206 709	107 362	105 795	194 346
SubTotal	390 588	325 557	298 959	246 593	273 703	327 010	236 244	244 210	306 813
Less Payments	175 347	142 613	185 251	144 597	153 403	198 128	97 830	131 743	173 318
Closing Balance	215 241	182 943	113 708	101 996	120 300	128 882	138 415	112 467	133 496
<b>NC092 Dikgatlong ( Low )</b>									
Opening Balance	753	631	452	214	398	(75)	12 346	7 897	
Plus Receipts	44 713	11 050	12 026	9 160	13 844	33 638	5 782	8 890	
SubTotal	45 466	11 681	12 478	9 374	14 243	33 564	18 127	16 787	
Less Payments	44 834	11 229	12 265	8 976	14 317	21 218	10 230	11 673	
Closing Balance	631	452	214	398	(75)	12 346	7 897	5 114	
<b>NC093 Magareng ( Low )</b>									
Opening Balance		18 375	17 436	14 043	11 798	12 008	7 915	5 883	
Plus Receipts	21 554	4 973	1 227	2 341	1 981	13 249	4 208	1 974	
SubTotal	21 554	23 247	18 662	16 384	13 779	25 257	12 123	7 857	
Less Payments	3 279	5 812	4 679	4 586	1 771	17 342	6 240	10 271	
Closing Balance	18 275	17 436	14 043	11 798	12 008	7 915	5 883	(2 415)	
<b>NC094 Phokwane ( Medium )</b>									
Opening Balance		19 498	41 434	41 434	86 005	108 715	144 629	160 375	189 912
Plus Receipts	10 491	11 712	14 208	8 576	8 771	5 079	9 594	32 095	
SubTotal	10 491	31 210	41 434	55 342	94 880	117 485	149 648	199 169	222 006
Less Payments	(9 007)	(10 224)		(20 362)	(14 134)	(27 143)	(10 727)	(19 942)	(20 149)
Closing Balance	19 498	41 434	41 434	86 005	108 715	144 629	160 375	189 912	252 755
<b>DC9 Frances Baard ( Medium )</b>									
Opening Balance	57 122	98 256	99 030	90 083	74 640	64 393	91 826	85 005	80 923
Plus Receipts	50 554	8 456	2 417	(4 727)	2 290	39 139	2 612	1 737	30 121
SubTotal	107 676	106 712	101 447	85 356	76 930	103 532	94 438	86 741	111 044
Less Payments	9 420	7 683	11 364	10 716	12 537	11 706	9 433	5 818	7 674
Closing Balance	98 256	99 030	90 083	74 640	64 393	91 826	85 005	80 923	103 370



Cash Flow Summary for Financial Year End : 2019

Table with columns: R thousand, July, Aug, Sept, Oct, Nov, Dec, Jan, Feb, Mar. Rows include various entities like NW171 Moretele, NW372 Madibeng, NW373 Rustenburg, etc., with sub-rows for Opening Balance, Plus Receipts, SubTotal, Less Payments, and Closing Balance.







Cash Flow Summary for Financial Year End : 2019

R thousand	July	Aug	Sept	Oct	Nov	Dec	Jan	Feb	Mar
<b>WC047 Bitou (Medium)</b>									
Opening Balance	136 997	153 640	145 143	144 525	128 486	130 622	141 566	86 697	92 783
Plus Receipts	51 794	46 726	34 264	47 924	41 417	87 579	34 661	48 109	97 643
SubTotal	188 791	200 366	179 407	192 449	190 103	218 201	176 227	134 806	190 425
Less Payments	35 151	55 223	34 881	63 963	59 481	76 634	89 730	42 104	41 301
Closing Balance	153 640	145 143	144 525	128 486	130 622	141 566	86 697	92 783	149 325



Cash Flow Summary for Financial Year End :2019

R thousand	July	Aug	Sept	Oct	Nov	Dec	Jan	Feb	Mar
<b>WC048 Knysna ( Medium )</b>									
Opening Balance	75 917	86 964	87 058	75 298	115 969	105 916	113 089	115 177	91 225
Plus Receipts	100 404	72 829	79 622	110 027	45 757	92 551	43 854	56 548	101 141
SubTotal	176 321	159 793	166 680	185 325	161 726	198 467	156 945	171 745	192 367
Less Payments	89 358	72 734	91 582	69 356	75 810	85 377	61 768	80 520	77 774
Closing Balance	86 964	87 058	75 298	115 969	105 916	113 089	115 177	91 225	114 592
<b>DC4 Garden Route ( Medium )</b>									
Opening Balance	129 446	180 799	171 629	9 185	21 880	32 061	11 285	49 015	157 518
Plus Receipts	62 856	7 582	(144 632)	28 204	34 102	(1 217)	54 320	127 006	56 199
SubTotal	192 302	188 381	26 997	37 389	55 982	30 844	65 605	176 021	213 717
Less Payments	11 503	16 752	17 812	15 509	23 921	19 559	16 590	18 503	18 612
Closing Balance	180 799	171 629	9 185	21 880	32 061	11 285	49 015	157 518	195 105
<b>WC051 Laingsburg ( Medium )</b>									
Opening Balance	13 654	27 766	25 375	23 218	20 361	19 082	17 910	13 144	15 656
Plus Receipts	17 407	11 394	4 239	3 182	5 115	5 825	2 815	7 705	9 751
SubTotal	31 061	39 160	29 614	26 400	25 476	24 907	20 726	20 849	25 408
Less Payments	3 295	13 786	6 395	6 039	6 394	6 997	7 582	5 192	5 794
Closing Balance	27 766	25 375	23 218	20 361	19 082	17 910	13 144	15 656	19 614
<b>WC052 Prince Albert ( Medium )</b>									
Opening Balance	25 414	44 827	40 305	38 457	35 251	33 211	37 708	36 184	36 930
Plus Receipts	17 701	3 858	2 191	2 233	3 230	7 535	2 632	3 060	9 573
SubTotal	43 115	48 685	42 496	40 690	38 481	40 746	40 340	39 244	46 503
Less Payments	(1 713)	8 380	4 039	5 439	5 270	3 038	4 156	2 314	5 872
Closing Balance	44 827	40 305	38 457	35 251	33 211	37 708	36 184	36 930	40 630
<b>WC053 Beaufort West ( Medium )</b>									
Opening Balance	5 199	37 150	30 788	29 278	23 427	29 187	26 844	24 878	19 600
Plus Receipts	56 635	15 546	27 378	27 240	29 955	48 939	13 694	14 891	33 400
SubTotal	61 834	52 696	58 166	56 519	53 381	78 126	40 538	39 769	53 000
Less Payments	24 884	21 908	28 887	33 092	24 195	51 281	15 660	20 169	27 888
Closing Balance	37 150	30 788	29 278	23 427	29 187	26 844	24 878	19 600	25 112
<b>DC5 Central Karoo ( Medium )</b>									
Opening Balance	2 989	10 169	14 326	11 658	9 915	8 595	9 401	11 719	8 160
Plus Receipts	12 241	7 808	5 136	4 630	5 117	9 976	9 654	1 494	18 637
SubTotal	15 230	17 977	19 463	16 288	15 032	18 571	19 056	13 213	26 797
Less Payments	5 062	3 448	7 805	6 373	4 437	9 130	7 337	5 052	2 113
Closing Balance	10 169	14 326	11 658	9 915	8 595	9 401	11 719	8 160	24 684

Source: National Treasury Local Government Database

