

Cash Flow Summary for Financial Year End : 2021


R thousand July Aug Sept

EC EASTERN CAPE


BUF Buffalo City (High)			
Opening Balance	1 360 408	2 087 259	2 420 791
Plus Receipts	1 208 197	914 832	846 722
SubTotal	2 568 606	3 002 091	3 067 514
Less Payments	(493 405)	(981 300)	(632 817)
Closing Balance	2 075 001	2 420 791	2 434 697



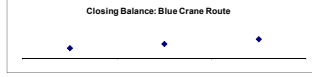
NMA Nelson Mandela Bay (High)			
Opening Balance			
Plus Receipts			
SubTotal			
Less Payments			
Closing Balance			




EC101 Dr Beyers Naude (Low)			
Opening Balance		(21 300)	(48 517)
Plus Receipts	(8 124)	(7 631)	(7 440)
SubTotal	(8 124)	(28 930)	(55 957)
Less Payments	(14 147)	(14 481)	(14 095)
Closing Balance	(22 271)	(43 411)	(70 052)



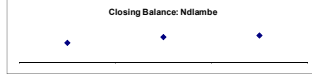
EC102 Blue Crane Route (Low)			
Opening Balance		33 368	46 179
Plus Receipts	35 539	12 811	15 766
SubTotal	35 539	46 179	61 946
Less Payments	(2 171)		
Closing Balance	33 368	46 179	61 946



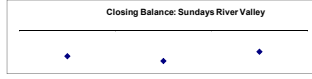
EC104 Makana (Medium)			
Opening Balance	33 708	76 792	70 447
Plus Receipts	58 044	(5 107)	3 790
SubTotal	91 752	71 685	74 237
Less Payments	(14 960)	(1 237)	(8 725)
Closing Balance	76 792	70 447	65 512




EC105 Ndlambe (Low)			
Opening Balance	19 386	92 774	119 472
Plus Receipts	87 845	39 572	19 909
SubTotal	107 231	132 346	139 381
Less Payments	(14 457)	(12 674)	(12 490)
Closing Balance	92 774	119 672	127 092




EC106 Sundays River Valley (Medium)			
Opening Balance		(636)	(759)
Plus Receipts	(5)	(1)	1
SubTotal	(5)	(637)	(758)
Less Payments	(631)	(122)	230
Closing Balance	(636)	(759)	(528)




EC108 Kouga (Medium)			
Opening Balance		62 238	134 981
Plus Receipts	138	1 248	60 925
SubTotal	138	63 486	195 906
Less Payments	62 238	71 495	64 514
Closing Balance	62 238	134 981	262 420




EC109 Kou-Kamma (Medium)			
Opening Balance	(54 999)	(23 126)	(25 740)
Plus Receipts	48 393	4 226	2 200
SubTotal	(6 606)	(18 901)	(23 540)
Less Payments	(12 208)	(2 739)	(2 619)
Closing Balance	(18 814)	(21 639)	(26 159)



DC10 Sarah Baartman (Medium)			
Opening Balance			
Plus Receipts			
SubTotal			
Less Payments			
Closing Balance			



EC121 Mhashe (Low)			
Opening Balance			
Plus Receipts			
SubTotal			
Less Payments			
Closing Balance			



EC122 Mquma (Medium)			
Opening Balance		137 493	137 493
Plus Receipts	138 966		
SubTotal	138 966	137 493	137 493
Less Payments	(1 473)		
Closing Balance	137 493	137 493	137 493




EC123 Great Kei (Low)			
Opening Balance		(34)	28 676
Plus Receipts	(34)	28 710	6 168
SubTotal	(34)	28 676	34 844
Less Payments			(71)
Closing Balance	(34)	28 676	34 773



EC124 Amahlathi (Low)			
Opening Balance		(122)	(122)
Plus Receipts	(122)		
SubTotal	(122)	(122)	(122)
Less Payments			
Closing Balance	(122)	(122)	(122)



EC126 Ngqushwa (Medium)			
Opening Balance		(44)	(204)
Plus Receipts			
SubTotal		(44)	(204)
Less Payments	(44)	(160)	(198)
Closing Balance	(44)	(204)	(402)



EC129 Raymond Mhlaba (Low)			
Opening Balance		(220)	(220)
Plus Receipts	(220)		
SubTotal	(220)	(220)	(220)
Less Payments			
Closing Balance	(220)	(220)	(220)

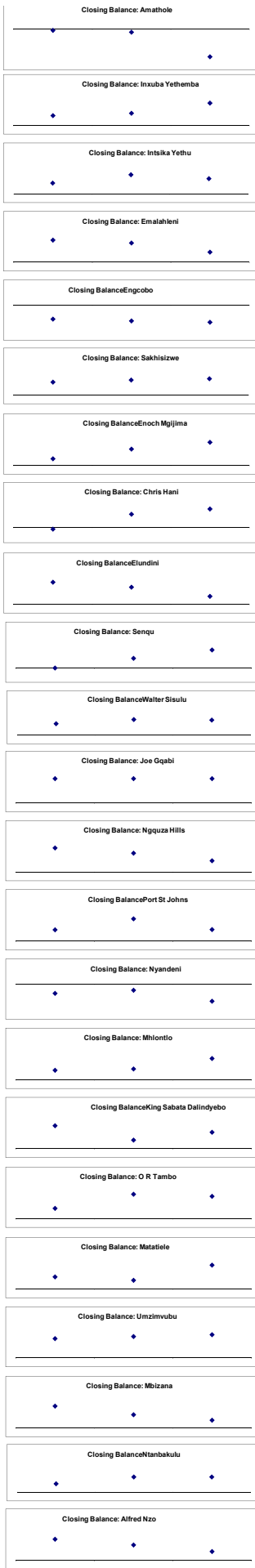


DC12 Amathole (High)			
Opening Balance			
Plus Receipts			
SubTotal			
Less Payments			
Closing Balance			








Cash Flow Summary for Financial Year End : 2021

R thousand	July	Aug	Sept
Opening Balance		(18 305)	(7 498)
Plus Receipts	48 948	54 285	129 897
SubTotal	48 948	35 980	92 399
Less Payments	(67 253)	(73 478)	(410 738)
Closing Balance	(18 305)	(37 498)	(318 339)
EC131 Inxuba Yethemba (Low)			
Opening Balance	(36 715)	346 069	348 819
Plus Receipts	392 670	4 313	11 864
SubTotal	355 955	350 382	360 684
Less Payments	(9 886)	(1 563)	(1 37)
Closing Balance	346 069	348 819	360 546
EC135 Intsika Yethu (Low)			
Opening Balance		32 408	58 417
Plus Receipts	29 308	22 079	(8 433)
SubTotal	29 308	54 487	49 984
Less Payments	3 300	3 730	(3 339)
Closing Balance	32 408	58 417	46 645
EC136 Emalahleni (EC) (Low)			
Opening Balance		56 274	55 706
Plus Receipts	68 859	9 531	12 475
SubTotal	68 859	65 805	68 182
Less Payments	(12 585)	(10 099)	(14 241)
Closing Balance	56 274	55 706	53 941
EC137 Engcobo (Medium)			
Opening Balance	48 994	(83 397)	(90 716)
Plus Receipts	71 116	911	743
SubTotal	120 110	(82 486)	(89 973)
Less Payments	(201 504)	(8 227)	(8 388)
Closing Balance	(81 394)	(90 713)	(98 361)
EC138 Sakhisizwe (Low)			
Opening Balance		34 463	40 777
Plus Receipts	36 173	6 327	6 770
SubTotal	36 173	40 790	47 547
Less Payments	(1 718)	(13)	(3 233)
Closing Balance	34 463	40 777	44 314
EC139 Enoch Mqijima (Medium)			
Opening Balance	33 165	15 745	143 521
Plus Receipts	39 798	112 778	53 026
SubTotal	72 963	128 523	196 548
Less Payments	(24 053)	(6 209)	(22 637)
Closing Balance	48 910	122 313	173 911
DC13 Chris Hani (Medium)			
Opening Balance	(6 354)	42 364	39 354
Plus Receipts	118	162 934	96 023
SubTotal	(6 245)	205 298	135 376
Less Payments		(165 945)	(80 578)
Closing Balance	(6 245)	39 354	54 798
EC141 Elundini (Low)			
Opening Balance	71 433	133 535	125 626
Plus Receipts	78 391	9 127	5 420
SubTotal	149 824	140 662	131 056
Less Payments	(16 289)	(15 036)	(19 479)
Closing Balance	133 535	125 626	111 577
EC142 Senqu (Medium)			
Opening Balance		(8)	9 298
Plus Receipts	(6)	9 336	7 919
SubTotal	(6)	9 328	17 217
Less Payments		(28)	(24)
Closing Balance	(6)	9 300	17 193
EC145 Walter Sisulu (Low)			
Opening Balance		34 296	47 400
Plus Receipts	46 327	13 104	3 736
SubTotal	46 327	47 400	51 136
Less Payments	(12 031)	1	(5 043)
Closing Balance	34 296	47 400	46 094
DC14 Joe Qqabi (High)			
Opening Balance		229	229
Plus Receipts	229		
SubTotal	229	229	229
Less Payments			
Closing Balance	229	229	229
EC153 Ngquza Hills (Low)			
Opening Balance	127 079	242 823	237 464
Plus Receipts	133 490	19 094	1 994
SubTotal	260 569	261 917	239 458
Less Payments	(17 947)	(24 252)	(9 091)
Closing Balance	242 822	237 664	230 366
EC154 Port St Johns (Medium)			
Opening Balance	62 411	434 133	435 399
Plus Receipts	377 498	3 947	3 208
SubTotal	440 109	438 080	438 608
Less Payments	(6 402)	(2 486)	(4 852)
Closing Balance	433 704	435 594	433 755
EC155 Nyandeni (Low)			
Opening Balance	170 514	(142 572)	(141 176)
Plus Receipts	1	1 255	426
SubTotal	170 515	(141 317)	(140 750)
Less Payments	(300 885)	12 740	5 876
Closing Balance	(130 370)	(128 577)	(134 924)
EC156 Mhlonito (Low)			
Opening Balance	(9 612)	78 495	79 851
Plus Receipts	88 276	1 154	1 154
SubTotal	78 664	79 649	81 005
Less Payments	31	3	8 908
Closing Balance	78 495	79 851	89 913
EC157 King Sabata Dalindyebo (High)			
Opening Balance	64 716	1 159 009	1 107 551
Plus Receipts	1 610 385	(9 806)	42 110
SubTotal	1 675 101	1 149 203	1 149 662
Less Payments	(524 719)	(43 560)	(19 985)
Closing Balance	1 149 882	1 105 643	1 129 676
DC15 O R Tambo (High)			
Opening Balance	322 956	321 760	322 843
Plus Receipts	(1 195)	1 083	(164)
SubTotal	321 760	322 843	322 678
Less Payments			
Closing Balance	321 760	322 843	322 678
EC441 Matatiele (Medium)			
Opening Balance	153 085	274 043	271 349
Plus Receipts	127 281	18 947	20 276
SubTotal	280 366	292 990	291 625
Less Payments	(6 324)	(21 648)	(8 670)
Closing Balance	274 042	271 349	282 956
EC442 Umzimvubu (Medium)			
Opening Balance	99 294	369 159	405 849
Plus Receipts	274 710	39 061	56 528
SubTotal	374 005	408 220	462 376
Less Payments	(4 846)	(2 371)	(17 633)
Closing Balance	369 159	405 849	444 743
EC443 Mbizana (Medium)			
Opening Balance	173 644	282 755	269 553
Plus Receipts	127 490	4 372	8 804
SubTotal	301 134	287 127	278 357
Less Payments	(18 379)	(17 574)	(17 105)
Closing Balance	282 755	269 553	261 252
EC444 Ntbankulu (Low)			
Opening Balance		1 094	1 989
Plus Receipts			
SubTotal		1 094	1 989
Less Payments		895	
Closing Balance		1 094	1 989
DC44 Alfred Nzo (Medium)			
Opening Balance	586 742	964 629	946 672
Plus Receipts	480 734	10 550	4 678
SubTotal	1 067 476	975 179	951 350
Less Payments	(63 238)	(26 540)	(24 781)
Closing Balance	964 238	948 633	926 569



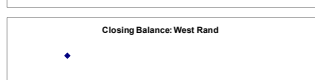
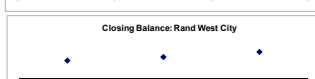




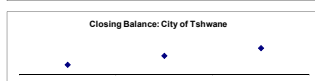






Cash Flow Summary for Financial Year End : 2021

R thousand	July	Aug	Sept
FS FREE STATE			
MAN Mangaung (High)			
Opening Balance	359 728	515 171	349 096
Plus Receipts	155 443	(166 075)	5 023
SubTotal	515 171	349 096	354 119
Less Payments			
Closing Balance	515 171	349 096	354 119
FS161 Letsemeng (Medium)			
Opening Balance		(2)	7
Plus Receipts	(2)		8
SubTotal	(2)	7	12
Less Payments			
Closing Balance	(2)	7	12
FS162 Kopanong (Medium)			
Opening Balance		(361)	(361)
Plus Receipts	(361)		
SubTotal	(361)	(361)	(361)
Less Payments			
Closing Balance	(361)	(361)	(361)
FS163 Mhokare (Low)			
Opening Balance	5 383	(6 210)	8 256
Plus Receipts	1 048	31 507	1 363
SubTotal	6 431	25 297	9 618
Less Payments	(12 643)	(17 041)	2 790
Closing Balance	(6 210)	8 256	12 408
DC16 Xhariep (Low)			
Opening Balance		5 775	5 775
Plus Receipts			
SubTotal		5 775	5 775
Less Payments			
Closing Balance		5 775	5 775
FS181 Maslonyana (Low)			
Opening Balance		(107)	(110)
Plus Receipts	(107)		0
SubTotal	(107)	(110)	(110)
Less Payments			
Closing Balance	(107)	(110)	(110)
FS182 Tokologo (Low)			
Opening Balance	1	(37)	(36)
Plus Receipts	(38)	1	(6 972)
SubTotal	(37)	(36)	(7 008)
Less Payments			
Closing Balance	(37)	(36)	(7 008)
FS183 Tswelepele (Medium)			
Opening Balance	(119)	39 250	31 920
Plus Receipts	42 746	3 457	5 896
SubTotal	42 626	42 707	37 816
Less Payments	(3 409)	(10 787)	(9 609)
Closing Balance	39 217	31 920	28 207
FS184 Matjhabeng (High)			
Opening Balance	57 932	56 811	95 638
Plus Receipts	(2 189)	39 027	(9 776)
SubTotal	55 743	95 838	85 862
Less Payments			
Closing Balance	55 743	95 838	85 862
FS185 Nala (Medium)			
Opening Balance	53 992	26 665	54 001
Plus Receipts	(27 372)	27 334	(789)
SubTotal	26 665	54 001	53 212
Less Payments			
Closing Balance	26 665	54 001	53 212
DC18 Lejweleputswa (Low)			
Opening Balance			
Plus Receipts			
SubTotal			
Less Payments			
Closing Balance			
FS191 Setsoto (Medium)			
Opening Balance	24 843	94 259	128 425
Plus Receipts	125 646	39 057	10 541
SubTotal	150 489	133 316	138 966
Less Payments	(56 229)	(4 891)	(1 299)
Closing Balance	94 259	128 425	137 667
FS192 Dihlabeng (Medium)			
Opening Balance	(63)	9 667	(363)
Plus Receipts	9 727	(10 030)	54
SubTotal	9 668	(363)	(309)
Less Payments			
Closing Balance	9 668	(363)	(309)
FS193 Nketoana (Medium)			
Opening Balance	1 096	(194 208)	41 598
Plus Receipts	(145 259)	237 220	18 976
SubTotal	(145 163)	43 012	60 574
Less Payments	(69 045)	(1 414)	(7 666)
Closing Balance	(194 208)	41 598	42 908



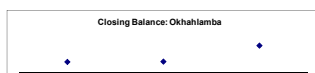




Cash Flow Summary for Financial Year End : 2021

R thousand	July	Aug	Sept
FS194 Maluti-a-Phofung (High)			
Opening Balance	9 927	(36 141)	(38 657)
Plus Receipts	26 092	2 981	331
SubTotal	36 019	(33 159)	(38 326)
Less Payments	(50 958)	(5 498)	(18 832)
Closing Balance	(12 939)	(38 657)	(67 158)
FS195 Phumelela (Low)			
Opening Balance	2	(25 868)	(28 556)
Plus Receipts	2	(2)	1
SubTotal	2	(25 870)	(28 555)
Less Payments	(25 868)	(2 685)	(1 040)
Closing Balance	(25 865)	(28 556)	(25 195)
FS196 Mantsopa (Medium)			
Opening Balance		(135)	(135)
Plus Receipts	(135)		
SubTotal	(135)	(135)	(135)
Less Payments			
Closing Balance	(135)	(135)	(135)
DC19 Thabo Mofutsanyana (Low)			
Opening Balance		(2 350)	(837)
Plus Receipts			
SubTotal		(2 350)	(837)
Less Payments	(2 350)	1 513	186
Closing Balance	(2 350)	(837)	(652)
FS201 Mqohaka (High)			
Opening Balance		(3 801)	(859)
Plus Receipts	(3 801)	2 942	(89)
SubTotal	(3 801)	(859)	(958)
Less Payments			
Closing Balance	(3 801)	(859)	(958)
FS203 Ngwathe (Medium)			
Opening Balance	20 945	77 544	29 549
Plus Receipts	161 876	20 450	31 907
SubTotal	182 821	97 994	61 456
Less Payments	(105 281)	(68 445)	(47 311)
Closing Balance	77 541	29 549	14 145
FS204 Metsimaholo (High)			
Opening Balance	48 064	3 313	(82 431)
Plus Receipts	101 421	39 747	88 877
SubTotal	149 485	43 060	6 446
Less Payments	(145 900)	(125 096)	(208 409)
Closing Balance	3 585	(82 036)	(202 963)
FS205 Mafube (Medium)			
Opening Balance	96 186	101 489	15 635
Plus Receipts	6 478	(804)	(15)
SubTotal	102 665	100 685	15 620
Less Payments	(1 176)	(85 050)	(9 688)
Closing Balance	101 489	15 635	5 932
DC20 Fezile Dabi (Low)			
Opening Balance			
Plus Receipts			
SubTotal			
Less Payments			
Closing Balance			
GT GAUTENG			
EKU City of Ekurhuleni (High)			
Opening Balance	1 654 916	24 850	3 141 558
Plus Receipts	(1 694 183)	3 117 107	(2 388 543)
SubTotal	(39 267)	3 141 957	753 015
Less Payments	51 721	(400)	
Closing Balance	12 454	3 141 558	753 015
JHB City of Johannesburg (High)			
Opening Balance	199 932	2 421 378	6 451 038
Plus Receipts	108 103	6 038 635	11 233 201
SubTotal	308 035	10 450 013	19 684 239
Less Payments	62		14 826 076
Closing Balance	308 035	10 450 013	34 510 321
TSH City of Tshwane (High)			
Opening Balance	(87 787)	4 353 750	8 416 766
Plus Receipts	4 913 841	4 314 421	3 762 261
SubTotal	4 826 055	8 668 171	12 179 028
Less Payments	(248 658)	(108 473)	80 773
Closing Balance	4 477 396	8 559 698	12 259 801
GT421 Emfuleni (High)			
Opening Balance	19 553	233 498	288 737
Plus Receipts	(3 563)	51 962	181 603
SubTotal	15 989	285 460	470 340
Less Payments			(98 953)
Closing Balance	15 989	285 460	371 387
GT422 Midvaal (Medium)			
Opening Balance	400 009	17 832	(18 984)
Plus Receipts	17 127	(7 566)	18 916
SubTotal	417 136	(9 734)	(68)
Less Payments	705	750	754
Closing Balance	417 841	(18 984)	686
GT423 Lesedi (Medium)			
Opening Balance	15 994	87 303	68 884
Plus Receipts	17 906	(19 094)	92
SubTotal	33 900	68 209	68 976
Less Payments			
Closing Balance	33 900	68 209	68 976
DC42 Sedibeng (Medium)			
Opening Balance	16 131	16 494	16 124
Plus Receipts	363	(849)	61 081
SubTotal	16 494	16 124	77 185
Less Payments			(53 059)
Closing Balance	16 494	16 124	24 126
GT481 Mogale City (High)			
Opening Balance		(56 979)	(6 063)
Plus Receipts	(56 979)	50 916	14 489
SubTotal	(56 979)	(6 063)	8 426
Less Payments			
Closing Balance	(56 979)	(6 063)	8 426
GT484 Merafong City (High)			
Opening Balance	22 718	181 098	245 560
Plus Receipts	283 654	108 799	132 523
SubTotal	306 372	289 897	378 083
Less Payments	(125 325)	(44 387)	(103 408)
Closing Balance	181 046	245 510	274 675
GT485 Rand West City (High)			
Opening Balance	58 280	277 465	333 817
Plus Receipts	326 818	52 135	131 359
SubTotal	385 097	329 599	465 176
Less Payments	(108 818)	4 218	(52 249)
Closing Balance	276 279	333 817	412 927
DC48 West Rand (Medium)			
Opening Balance		305	
Plus Receipts		(305)	
SubTotal			
Less Payments			
Closing Balance		305	



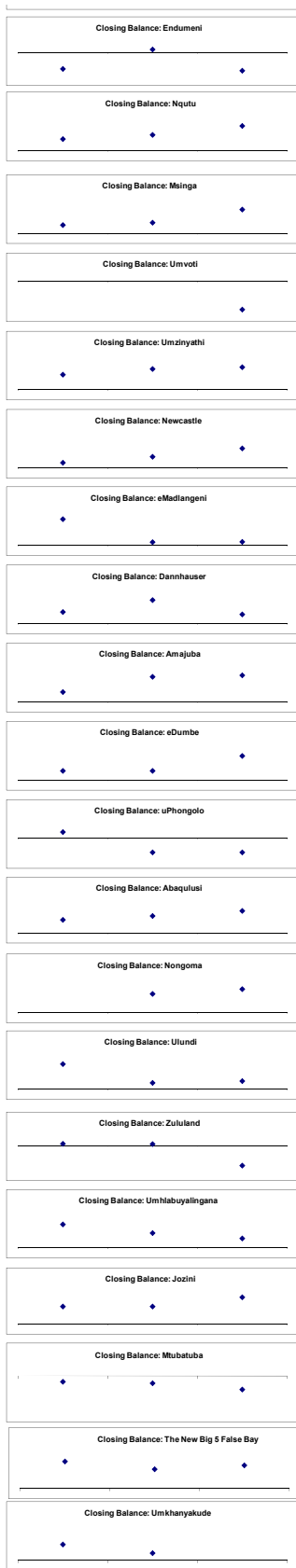
Cash Flow Summary for Financial Year End : 2021

R thousand	July	Aug	Sept
KZ KWAZULU-NATAL			
ETH eThekweni (High)			
Opening Balance		(39 984)	4 197
Plus Receipts	(39 984)	44 181	(5 924)
SubTotal	(39 984)	4 197	(1 727)
Less Payments			
Closing Balance	(39 984)	4 197	(1 727)
KZN212 Umdoni (Medium)			
Opening Balance		65 879	71 193
Plus Receipts	66 866	4 619	1 678
SubTotal	66 866	70 498	78 871
Less Payments	(987)	364	890
Closing Balance	65 879	70 862	79 760
KZN213 Umzumbe (Low)			
Opening Balance		62 718	47 620
Plus Receipts	62 718	(15 085)	(1 425)
SubTotal	62 718	47 632	46 195
Less Payments		(13)	4 148
Closing Balance	62 718	47 620	50 343
KZN214 uMuziwabantu (Low)			
Opening Balance	155 285	222 152	185 808
Plus Receipts	95 763	(31 599)	10 400
SubTotal	231 048	191 553	196 208
Less Payments	(7 916)	(5 925)	(8 305)
Closing Balance	223 132	185 628	187 903
KZN216 Ray Nkonyeni (High)			
Opening Balance	111 235	270 543	269 281
Plus Receipts	184 657	25 358	93 422
SubTotal	295 891	295 901	362 702
Less Payments	(25 349)	(26 620)	(82 202)
Closing Balance	270 543	269 281	280 500
DC21 Ugu (High)			
Opening Balance	(15)	84 260	26 099
Plus Receipts	84 275	(8 230)	1 177
SubTotal	84 260	26 030	27 276
Less Payments	9	37	(17)
Closing Balance	84 269	26 067	27 259
KZN211 uMshwathi (Low)			
Opening Balance			(20)
Plus Receipts		(20)	34
SubTotal		(20)	14
Less Payments			
Closing Balance		(20)	14
KZN222 uMngeni (Medium)			
Opening Balance		52 179	74 415
Plus Receipts	52 114	22 415	18 909
SubTotal	52 114	74 594	93 324
Less Payments	65	(179)	468
Closing Balance	52 179	74 415	93 792
KZN223 Mpofoana (Low)			
Opening Balance		16 032	4 179
Plus Receipts	14 535	(13 345)	834
SubTotal	14 535	2 687	5 013
Less Payments	1 497	1 493	
Closing Balance	16 032	4 179	5 013
KZN224 Impendle (Low)			
Opening Balance	8 965	20 974	22 454
Plus Receipts	12 009	1 480	(1 107)
SubTotal	20 974	22 454	21 347
Less Payments			
Closing Balance	20 974	22 454	21 347
KZN225 Msunduzi (High)			
Opening Balance	26	8 200 088	8 092 052
Plus Receipts	8 143 244	(108 036)	(114 158)
SubTotal	8 143 270	8 092 052	7 977 895
Less Payments	56 819		
Closing Balance	8 200 088	8 092 052	7 977 895
KZN226 Mkhambathini (Medium)			
Opening Balance	206	172	30 300
Plus Receipts		30 000	
SubTotal	206	30 172	30 300
Less Payments			
Closing Balance	206	30 172	30 300
KZN227 Richmond (Low)			
Opening Balance	26 615	38 086	40 655
Plus Receipts	18 050	6 895	6 632
SubTotal	44 665	44 981	47 287
Less Payments	(6 578)	(4 226)	(1 157)
Closing Balance	38 086	40 655	45 529
DC22 uMngungundlovu (Medium)			
Opening Balance	(12)	8	15
Plus Receipts	13	2	26
SubTotal	1	10	40
Less Payments	(8)		(8)
Closing Balance	9	10	40
KZN225 Okhahlamba (Low)			
Opening Balance	(2)	141	334
Plus Receipts	139	(2)	5
SubTotal	137	139	339
Less Payments			
Closing Balance	137	139	339
KZN237 Inkosi Langalibalele (Medium)			
Opening Balance		(2 610)	(7 144)
Plus Receipts	(48)	57	(69)
SubTotal	(48)	(2 554)	(7 213)
Less Payments	(2 562)	(4 593)	(1 569)
Closing Balance	(2 610)	(7 144)	(8 782)
KZN238 Alfred Duma (High)			
Opening Balance	374 697	562 018	609 559
Plus Receipts	198 005	49 581	85 530
SubTotal	572 702	611 599	695 089
Less Payments	(10 685)	(2 040)	(4 822)
Closing Balance	562 018	609 559	690 267
DC23 Uthukela (Medium)			
Opening Balance	97 089	428 288	383 445
Plus Receipts	333 689	(8 192)	60 961
SubTotal	430 778	420 096	444 405
Less Payments	(2 489)	(36 651)	(30 166)
Closing Balance	428 288	383 445	414 240



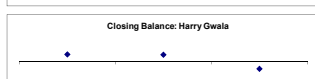
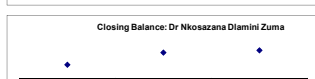

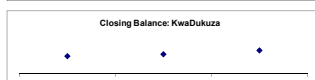
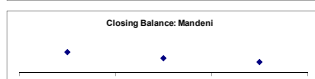
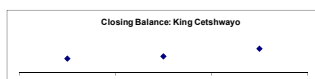




Cash Flow Summary for Financial Year End : 2021

R thousand	July	Aug	Sept
KZN241 Endumeni (Medium)			
Opening Balance		(456)	87
Plus Receipts	(434)	521	(563)
SubTotal	(434)	87	(478)
Less Payments			
Closing Balance	(434)	87	(478)
KZN242 Nquthu (Low)			
Opening Balance		76 549	80 561
Plus Receipts	76 549	4 012	9 227
SubTotal	76 549	80 561	89 788
Less Payments			(109)
Closing Balance	76 549	80 561	89 679
KZN244 Msinga (Low)			
Opening Balance	52 096	171 703	173 734
Plus Receipts	122 417	7 705	22 362
SubTotal	174 512	179 408	196 096
Less Payments	(2 809)	(5 674)	(11 444)
Closing Balance	171 703	173 734	184 652
KZN245 Umvoti (Medium)			
Opening Balance			
Plus Receipts			(3)
SubTotal			(3)
Less Payments			
Closing Balance			(3)
DC24 Umzimyathi (Low)			
Opening Balance		400 311	554 934
Plus Receipts	400 303	154 558	43 049
SubTotal	400 303	554 868	597 983
Less Payments	8	66	60
Closing Balance	400 311	554 934	598 043
KZN252 Newcastle (High)			
Opening Balance	124 466	209 890	624 271
Plus Receipts	129 293	344 670	345 414
SubTotal	253 759	554 560	969 685
Less Payments	25	75	(426)
Closing Balance	253 783	554 635	969 259
KZN253 Emadlangeni (Low)			
Opening Balance		44	5
Plus Receipts	44	(39)	0
SubTotal	44	5	6
Less Payments			
Closing Balance	44	5	6
KZN254 Dannhauser (Low)			
Opening Balance	26 824	77 778	81 800
Plus Receipts	78 281	4 779	7 959
SubTotal	105 105	82 557	89 760
Less Payments	(71 338)	(757)	(12 704)
Closing Balance	77 776	81 800	77 055
DC25 Amajuba (Low)			
Opening Balance		97 425	100 125
Plus Receipts	97 625	2 500	278
SubTotal	97 625	100 125	100 404
Less Payments			
Closing Balance	97 625	100 125	100 404
KZN261 eDumbe (Low)			
Opening Balance	25 038	25 018	25 019
Plus Receipts	(20)		
SubTotal	25 018	25 018	25 019
Less Payments			
Closing Balance	25 018	25 018	25 019
KZN262 uPhongolo (Low)			
Opening Balance		1	(3)
Plus Receipts	1	(1)	
SubTotal	1		(3)
Less Payments			(3)
Closing Balance	1		(3)
KZN263 Abaqulusi (Low)			
Opening Balance	19 667	93 616	121 239
Plus Receipts	113 501	22 573	39 686
SubTotal	133 168	116 189	160 925
Less Payments	(39 552)	5 048	(6 013)
Closing Balance	93 616	121 237	154 911
KZN265 Nongoma (Low)			
Opening Balance		5	6
Plus Receipts			0
SubTotal		5	6
Less Payments			
Closing Balance		5	6
KZN266 Ulundi (Low)			
Opening Balance	4 022	41 757	10 422
Plus Receipts	35 726	(21 125)	2 726
SubTotal	41 757	10 422	13 348
Less Payments			
Closing Balance	41 757	10 422	13 348
DC26 Zululand (Medium)			
Opening Balance	12 290	16 793	13 384
Plus Receipts	4 503	(3 610)	(18 167)
SubTotal	16 793	13 184	(4 783)
Less Payments			(196 365)
Closing Balance	16 793	13 184	(201 349)
KZN271 Umhlabuyalingana (Medium)			
Opening Balance		80 753	74 860
Plus Receipts	74 787	(7 483)	(5 091)
SubTotal	74 787	73 270	69 770
Less Payments	5 966	1 590	1 499
Closing Balance	80 753	74 860	71 268
KZN272 Jozini (Low)			
Opening Balance		4 880	4 904
Plus Receipts	4 880	25	2 557
SubTotal	4 880	4 904	7 462
Less Payments			
Closing Balance	4 880	4 904	7 462
KZN275 Mubatuba (Low)			
Opening Balance	(65)	(93)	(318)
Plus Receipts	(21)		39
SubTotal	(85)	(93)	(279)
Less Payments		(17)	81
Closing Balance	(85)	(110)	(198)
KZN276 Hlabisa Big Five (Low)			
Opening Balance	15 443	28 593	26 119
Plus Receipts	13 109	61	50
SubTotal	28 552	28 654	26 170
Less Payments	40	(2 534)	1 163
Closing Balance	28 593	26 119	27 332
DC27 Umkhanyakude (Medium)			
Opening Balance		3	1
Plus Receipts	3	(1)	(1)
SubTotal	3		
Less Payments			
Closing Balance	3		1



Cash Flow Summary for Financial Year End : 2021

R thousand	July	Aug	Sept
KZN281 Mfalozi (Medium)			
Opening Balance			
Plus Receipts			(2)
SubTotal			(2)
Less Payments			
Closing Balance			(2)
KZN282 uMhlathuze (High)			
Opening Balance		(321 505)	(640 193)
Plus Receipts	(2 253)	178	1 884
SubTotal	(2 253)	(321 327)	(638 309)
Less Payments	(319 252)	(188 807)	(304 357)
Closing Balance	(321 505)	(640 193)	(942 666)
KZN284 uMalazi (Low)			
Opening Balance	(6)	(5)	1
Plus Receipts	9	(8)	53
SubTotal	3	(13)	54
Less Payments			
Closing Balance	3	(13)	54
KZN285 Mthonjaneni (Low)			
Opening Balance	4 029	4 031	4 029
Plus Receipts	2	(2)	2
SubTotal	4 031	4 029	4 030
Less Payments			
Closing Balance	4 031	4 029	4 030
KZN286 Nkandla (Medium)			
Opening Balance	41 056	41 203	41 338
Plus Receipts			(2)
SubTotal	41 056	41 203	41 336
Less Payments			
Closing Balance	41 056	41 203	41 336
DC28 King Cetshwayo (High)			
Opening Balance	494 384	882 516	999 556
Plus Receipts	535 968	155 031	574 248
SubTotal	1 030 352	1 037 547	1 573 804
Less Payments	(154 857)	(31 991)	(74 453)
Closing Balance	875 495	999 556	1 499 351
KZN291 Mandeni (Low)			
Opening Balance	111 177	86 104	93 262
Plus Receipts	(23 172)	(7 842)	(8 803)
SubTotal	88 005	78 262	74 459
Less Payments	(1 900)		(1 016)
Closing Balance	86 104	78 262	73 444
KZN292 KwaDukuza (High)			
Opening Balance	781 839	1 041 090	1 101 196
Plus Receipts	243 954	101 660	133 000
SubTotal	1 025 793	1 142 749	1 234 196
Less Payments	15 297	(41 554)	(13 535)
Closing Balance	1 041 090	1 101 196	1 220 661
KZN293 Ndwedwe (Low)			
Opening Balance	103 334	189 748	206 013
Plus Receipts	86 795	17 224	20 029
SubTotal	190 099	206 972	226 043
Less Payments	(351)	(958)	(1 115)
Closing Balance	189 748	206 013	224 928
KZN294 Maphumulo (Medium)			
Opening Balance	13 223	49 938	54 157
Plus Receipts	36 711	4 215	5 505
SubTotal	49 933	54 153	59 662
Less Payments	4	4	6
Closing Balance	49 938	54 157	59 668
DC29 iLembe (Low)			
Opening Balance	146 664	492 015	495 752
Plus Receipts	355 021	16 571	92 335
SubTotal	501 685	508 586	588 087
Less Payments	(9 673)	(12 035)	(26 279)
Closing Balance	492 009	495 752	461 458
KZN433 Greater Kokstad (Low)			
Opening Balance	117 662	175 492	173 936
Plus Receipts	62 597	19 467	29 412
SubTotal	180 258	194 959	203 348
Less Payments	(4 766)	(21 028)	(9 739)
Closing Balance	175 492	173 931	193 609
KZN434 Ubuhlebezwe (Low)			
Opening Balance	(104 559)	(148 242)	(148 355)
Plus Receipts	(46 886)	(8)	(8)
SubTotal	(151 445)	(148 243)	(148 355)
Less Payments	3 203	(112)	(112)
Closing Balance	(148 242)	(148 355)	(148 466)
KZN435 Umzimkhulu (Medium)			
Opening Balance	246 180	339 173	336 611
Plus Receipts	46 423	4 555	12 946
SubTotal	342 603	343 727	349 557
Less Payments	(3 431)	(7 116)	(5 966)
Closing Balance	339 173	336 611	343 591
KZN436 Dr Nkosazana Dlamini Zuma (Medium)			
Opening Balance	82 031	83 957	83 957
Plus Receipts	82 143	1 645	2 020
SubTotal	164 174	85 602	85 977
Less Payments	(112)	261	(1 702)
Closing Balance	82 031	83 957	84 274
DC43 Harry Gwala (Low)			
Opening Balance	40 671	42 427	40 582
Plus Receipts	1 714	(1 853)	37 600
SubTotal	42 385	40 574	78 182
Less Payments	42	8	(125 739)
Closing Balance	42 427	40 582	(47 556)




Cash Flow Summary for Financial Year End : 2021

R thousand July Aug Sept

LP LIMPOPO

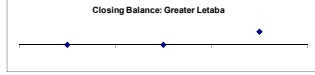
LIM331 Greater Giyani (Low)

Opening Balance			40 402
Plus Receipts			124 188
SubTotal			164 590
Less Payments			(124 188)
Closing Balance			40 402



LIM332 Greater Letaba (Low)

Opening Balance	(3)	(3)	40 992
Plus Receipts			391
SubTotal	(3)	(3)	41 383
Less Payments			(41 383)
Closing Balance	(3)	(3)	40 992



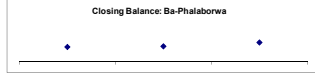
LIM333 Greater Tzaneen (High)

Opening Balance		323 607	374 105
Plus Receipts	336 290	57 818	124 188
SubTotal	336 290	381 425	498 293
Less Payments	(13 994)	(7 320)	(9 437)
Closing Balance	322 296	374 105	488 856




LIM334 Ba-Phalaborwa (Medium)

Opening Balance		90 883	94 508
Plus Receipts	93 410	3 625	30 010
SubTotal	93 410	94 508	124 518
Less Payments	(2 527)		(5 414)
Closing Balance	90 883	94 508	119 104



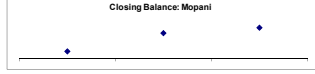
LIM335 Maruleng (Low)

Opening Balance	146 785	211 062	205 847
Plus Receipts	78 112	8 748	13 474
SubTotal	224 897	219 810	219 320
Less Payments	(13 835)	(13 963)	(13 100)
Closing Balance	211 062	205 847	206 221




DC33 Mopani (Low)

Opening Balance	(76 437)	41 515	155 927
Plus Receipts	3 952	(3 943)	1 316
SubTotal	(72 485)	37 572	157 303
Less Payments	114 000	118 355	31 945
Closing Balance	41 515	155 927	189 248



LIM341 Musina (Low)

Opening Balance	26 659	42 409	48 566
Plus Receipts	15 800	6 828	20 533
SubTotal	42 459	49 237	69 099
Less Payments		(2 671)	987
Closing Balance	42 459	46 566	70 086




LIM343 Thulamela (Medium)

Opening Balance	647 397	628 037	598 354
Plus Receipts	3 667	4 004	4 325
SubTotal	651 064	632 041	602 679
Less Payments	(23 027)	(33 606)	(26 616)
Closing Balance	628 037	598 354	576 063




LIM344 Makhado (Medium)

Opening Balance	165 556	236 757	267 111
Plus Receipts	193 754	68 955	69 847
SubTotal	359 309	305 712	336 958
Less Payments	(122 552)	(38 774)	(30 705)
Closing Balance	236 757	266 938	306 253




LIM345 Collins Chabane (Medium)

Opening Balance	496 423	421 809	405 906
Plus Receipts	179 290	4 233	1 050
SubTotal	675 713	426 042	406 956
Less Payments	(53 903)	(20 136)	(63 119)
Closing Balance	621 809	405 906	343 837
















DC34 Vhembe (Low)

Opening Balance	(3 874 895)	(3 333 600)	(3 428 849)
Plus Receipts	487 743	(5 165)	1 058
SubTotal	(3 387 152)	(3 338 765)	(3 427 791)
Less Payments	(146 448)	(90 085)	(102 130)
Closing Balance	(3 533 600)	(3 428 849)	(3 529 921)



Cash Flow Summary for Financial Year End : 2021

R thousand	July	Aug	Sept
LIM351 Blouberg (Low)			
Opening Balance	41 261	41 252	41 260
Plus Receipts	(9)	9	12 355
SubTotal	41 252	41 261	53 614
Less Payments			(16 318)
Closing Balance	41 252	41 261	37 297
LIM353 Molemole (Low)			
Opening Balance	24 594	23 154	21 993
Plus Receipts	453	(509)	
SubTotal	25 047	22 649	21 993
Less Payments			
Closing Balance	25 047	22 649	21 993
LIM354 Polokwane (High)			
Opening Balance	408 496	305 787	1 075 857
Plus Receipts	212 676	837 153	190 930
SubTotal	621 172	1 142 940	1 266 787
Less Payments	(315 385)	(67 083)	(86 725)
Closing Balance	305 787	1 075 857	1 180 062
LIM355 Lepelle-Nkumpi (Low)			
Opening Balance	12	255 673	260 075
Plus Receipts	281 995	24 215	33 941
SubTotal	282 007	279 888	294 016
Less Payments	(26 326)	(19 812)	(14 909)
Closing Balance	255 681	260 076	279 107
DC35 Capricorn (Medium)			
Opening Balance	3	(63)	(1 223)
Plus Receipts			4 474
SubTotal	3	(63)	4 352
Less Payments	(66)	(69)	
Closing Balance	(63)	(124)	4 352
LIM361 Thabazimbi (Low)			
Opening Balance	9 889	(7 151)	(1 116)
Plus Receipts	25 223	6 459	18 644
SubTotal	35 112	(692)	17 528
Less Payments	(42 262)	(425)	(2 443)
Closing Balance	(7 151)	(1 116)	14 887
LIM362 Lephalale (Medium)			
Opening Balance		6 305	93 709
Plus Receipts	22 871	98 265	41 137
SubTotal	22 871	104 570	134 846
Less Payments	(16 565)	(10 861)	(10 371)
Closing Balance	6 305	93 709	124 476
LIM366 Bela Bela (Medium)			
Opening Balance	8 856	78 863	84 667
Plus Receipts	87 842	13 979	20 560
SubTotal	96 698	92 842	105 227
Less Payments	(17 833)	(8 175)	3 594
Closing Balance	78 863	84 667	108 821
LIM367 Mogalakwena (Low)			
Opening Balance		37 879	84 871
Plus Receipts	1 966	46 992	54 722
SubTotal	1 966	84 871	139 593
Less Payments			
Closing Balance	1 966	84 871	139 593
LIM368 Modimolle-Mookgopong (Medium)			
Opening Balance	(105 359)	(12 432)	25 662
Plus Receipts	81 022	26 843	31 509
SubTotal	(24 337)	14 411	57 172
Less Payments	11 905	11 251	10 537
Closing Balance	(12 432)	25 662	67 709
DC36 Waterberg (Low)			
Opening Balance	71 251	121 247	109 782
Plus Receipts	61 411	636	175
SubTotal	132 662	121 883	109 957
Less Payments	(11 415)	(12 119)	(0 316)
Closing Balance	121 247	109 764	99 641
LIM471 Ephraim Mogale (Low)			
Opening Balance	182 964	305 305	279 277
Plus Receipts	127 873	(16 074)	12 321
SubTotal	310 837	289 231	291 598
Less Payments	(5 532)	(9 955)	(3 900)
Closing Balance	305 305	279 277	287 698
LIM472 Elias Motsoaledi (Medium)			
Opening Balance	3 430	(3 581)	(24 575)
Plus Receipts	8 141	(1 217)	3 030
SubTotal	11 570	(4 798)	(21 545)
Less Payments	(15 151)	(19 778)	(6 330)
Closing Balance	(3 581)	(24 575)	(57 875)
LIM473 Makhuduthamaga (Low)			
Opening Balance			
Plus Receipts			
SubTotal			
Less Payments			
Closing Balance			
LIM476 Tubatse-Fetakgomo (Low)			
Opening Balance	190 376	214 162	211 506
Plus Receipts			
SubTotal	190 376	214 162	211 506
Less Payments			
Closing Balance	190 376	214 162	211 506
DC47 Sekhukhune (High)			
Opening Balance		(184 095)	178 207
Plus Receipts	(461 724)	142 729	(258 695)
SubTotal	(461 724)	(41 366)	(80 488)
Less Payments			(140 885)
Closing Balance	(461 724)	(41 366)	(221 373)



Cash Flow Summary for Financial Year End : 2021

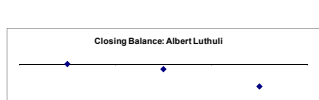
R thousand

July Aug Sept

MP MPUMALANGA

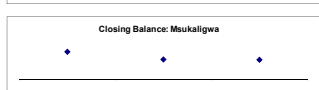
MP301 Albert Luthuli (Medium)

Opening Balance	1 345	(8 113)	
Plus Receipts	1 372	406	488
SubTotal	1 372	1 751	(7 425)
Less Payments	(77)	(9 863)	(2 521)
Closing Balance	1 345	(8 113)	(40 146)




MP302 Msukaligwa (Low)

Opening Balance	166 922	166 922	209 555
Plus Receipts	164 547	46 533	96 333
SubTotal	331 479	213 455	307 888
Less Payments	(72 550)	(27 707)	(125 578)
Closing Balance	258 929	185 758	182 310




MP303 Mkhondo (Low)

Opening Balance	4 546	(47 734)	(35 091)
Plus Receipts	64 688	20 443	31 251
SubTotal	69 234	(27 291)	(3 841)
Less Payments	(117 204)	(7 806)	6 256
Closing Balance	(47 970)	(35 091)	2 516




MP304 Pixley Ka Seme (MP) (Medium)

Opening Balance	171 506	171 341	190 204
Plus Receipts	11 743	20 212	20 089
SubTotal	183 249	191 553	210 294
Less Payments	(11 907)	(1 349)	(6 044)
Closing Balance	171 341	190 204	204 250




MP305 Lekwa (Low)

Opening Balance		(47 000)	
Plus Receipts	(47 000)	47 000	(0)
SubTotal	(47 000)		(0)
Less Payments			
Closing Balance	(47 000)		(0)



MP306 Dipaleseng (Low)

Opening Balance		(5 431)	4
Plus Receipts	(5 431)	5 434	5
SubTotal	(5 431)	4	9
Less Payments			
Closing Balance	(5 431)	4	9




MP307 Govan Mbeki (High)

Opening Balance	167 211	337 126	496 476
Plus Receipts	43 086	112 707	286 561
SubTotal	210 297	449 833	783 037
Less Payments	126 629	46 444	(82 050)
Closing Balance	337 126	496 476	700 987




DC30 Gert Sibande (Medium)

Opening Balance	154 904	296 510	297 257
Plus Receipts	141 946	1 837	201
SubTotal	296 851	298 347	297 457
Less Payments	(340)	(1 069)	(1 288)
Closing Balance	296 510	297 257	296 169



MP311 Victor Khanye (Medium)

Opening Balance	1 409	(3 971)	(19 178)
Plus Receipts	16 032	36 902	34 083
SubTotal	17 441	31 931	14 906
Less Payments	(21 413)	(51 111)	(28 752)
Closing Balance	(3 971)	(19 180)	(33 846)



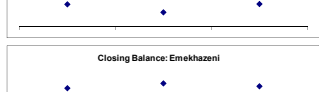
MP312 Emalaheni (MP) (High)

Opening Balance	(187 463)	(259 397)	(544 509)
Plus Receipts	(74)	(3 922)	3 879
SubTotal	(187 482)	(363 319)	(540 630)
Less Payments	(281 594)	(197 948)	(206 413)
Closing Balance	(469 076)	(561 268)	(747 043)



MP313 Steve Tshwete (High)

Opening Balance	397 008	635 313	622 636
Plus Receipts	246 378	31 706	91 431
SubTotal	643 386	667 019	714 067
Less Payments	(8 073)	(44 383)	(78 207)
Closing Balance	635 313	622 636	635 860




MP314 Emakhazeni (Low)

Opening Balance	39 726	63 368	77 505
Plus Receipts	52 131	24 536	8 633
SubTotal	91 857	87 904	86 138
Less Payments	(28 489)	(10 399)	(17 202)
Closing Balance	63 368	77 505	68 936



MP315 Thombisile Hani (Low)

Opening Balance	99 121	264 496	271 001
Plus Receipts	198 754	15 482	6 712
SubTotal	297 875	279 978	277 713
Less Payments	(33 379)	(9 003)	(20 780)
Closing Balance	264 496	270 958	256 923




MP316 Dr J.S. Moroka (Low)

Opening Balance	49 815	55 997	234 902
Plus Receipts	6 181	186 757	17 535
SubTotal	55 997	242 754	252 437
Less Payments		(7 852)	(6 824)
Closing Balance	55 997	234 902	245 613




DC31 Nkangala (High)

Opening Balance	332 401	429 209	482 991
Plus Receipts	106 076	99 359	6 174
SubTotal	438 477	488 568	489 165
Less Payments	(9 268)	(5 578)	(6 536)
Closing Balance	429 209	482 991	482 629




MP321 Thaba Chweu (Low)

Opening Balance	16 145	(21 401)	(14 166)
Plus Receipts	4 875	3 831	37 990
SubTotal	21 020	(17 570)	23 824
Less Payments	(41 501)	3 404	(17 653)
Closing Balance	(20 481)	(14 166)	6 420




MP324 Nkomazi (Medium)

Opening Balance	218 307	222 924	218 692
Plus Receipts	4 617	(4 661)	108
SubTotal	222 924	218 262	218 800
Less Payments			
Closing Balance	222 924	218 262	218 800



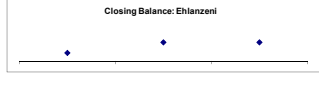
MP325 Bushbuckridge (Low)

Opening Balance		(206)	(206)
Plus Receipts	(206)		12
SubTotal	(206)	(206)	(195)
Less Payments			
Closing Balance	(206)	(206)	(195)




MP326 City of Mbombela (High)

Opening Balance		36 936	(3 069)
Plus Receipts	36 936	(40 005)	82
SubTotal	36 936	(3 069)	(2 986)
Less Payments			
Closing Balance	36 936	(3 069)	(2 986)



DC32 Ehlanzeni (High)

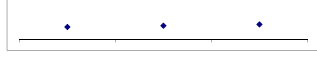


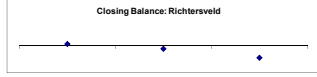


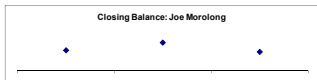
Opening Balance	85 484	82 500	85 878
Plus Receipts	(2 964)	3 378	1
SubTotal	82 500	85 878	85 879
Less Payments			
Closing Balance	82 500	85 878	85 879



Cash Flow Summary for Financial Year End : 2021











R thousand July Aug Sept

	July	Aug	Sept
NC NORTHERN CAPE			
NC451 Joe Morolong (Low)			
Opening Balance		29 547	40 997
Plus Receipts	29 547	11 450	(13 584)
SubTotal	29 547	40 997	27 413
Less Payments			
Closing Balance	29 547	40 997	27 413
NC452 Ga-Segonyana (Medium)			
Opening Balance	58 949	135 437	148 768
Plus Receipts	135 146	25 892	17 248
SubTotal	194 095	161 329	166 016
Less Payments	(58 458)	(12 568)	(40 401)
Closing Balance	135 437	148 768	125 616
NC453 Gamagara (Medium)			
Opening Balance		(6)	(2)
Plus Receipts	(6)	4	9
SubTotal	(6)	(2)	7
Less Payments			
Closing Balance	(6)	(2)	7
DC45 John Taolo Gaetsewe (Medium)			
Opening Balance			3 900
Plus Receipts		3 900	1 541
SubTotal		3 900	5 441
Less Payments			
Closing Balance		3 900	5 441
NC061 Richtersveld (Medium)			
Opening Balance	(574)	531	(3 790)
Plus Receipts	1 105	(1 568)	(1)
SubTotal	531	(1 037)	(3 791)
Less Payments			
Closing Balance	531	(1 037)	(3 791)
NC062 Nama Khoi (Medium)			
Opening Balance	29 970	486 422	503 428
Plus Receipts	455 550	16 999	24 857
SubTotal	485 520	503 420	528 285
Less Payments	877	43	38
Closing Balance	486 397	503 463	528 333
NC064 Kamiesberg (Low)			
Opening Balance		2 266	35 815
Plus Receipts	16 083	44 339	936
SubTotal	16 083	46 604	36 751
Less Payments	(15 440)	(8 947)	(8 078)
Closing Balance	443	37 658	28 673
NC065 Hantam (Low)			
Opening Balance	991	30 521	67 938
Plus Receipts	37 803	134 722	17 412
SubTotal	38 793	165 242	85 349
Less Payments	(8 273)	(97 346)	(23 149)
Closing Balance	30 521	67 938	61 410
NC066 Karoo Hoogland (Medium)			
Opening Balance		16 506	17 466
Plus Receipts	17 558	3 524	1 001
SubTotal	17 558	20 030	18 468
Less Payments	(1 052)	(2 563)	(3 767)
Closing Balance	16 506	17 466	14 701
NC067 Khai-Ma (Low)			
Opening Balance	1 595	(5 169)	(6 391)
Plus Receipts	12 273	6 343	11 801
SubTotal	13 867	1 174	5 410
Less Payments	(19 037)	(5 971)	(9 125)
Closing Balance	(5 169)	(4 797)	(3 715)
DC6 Namakwa (Medium)			
Opening Balance	4 132	27 929	33 095
Plus Receipts	38 821	7 362	11 073
SubTotal	43 003	35 291	44 168
Less Payments	(15 074)	(2 186)	(1 457)
Closing Balance	27 929	33 095	42 710
NC071 Ubuntu (Medium)			
Opening Balance		20 196	24 386
Plus Receipts	23 360	6 027	2
SubTotal	23 360	26 222	24 388
Less Payments	(3 164)	(1 158)	
Closing Balance	20 196	24 386	24 388
NC072 Umsobomvu (Low)			
Opening Balance	(10 000)	(10 000)	(10 004)
Plus Receipts	(8)	(6)	4
SubTotal	(10 000)	(10 004)	(10 001)
Less Payments			
Closing Balance	(10 000)	(10 004)	(10 001)
NC073 Emthanjeni (Medium)			
Opening Balance		(7 143)	(23 658)
Plus Receipts	(212)	(8 000)	8 000
SubTotal	(212)	(15 143)	(15 658)
Less Payments	(6 931)	(8 515)	(7 530)
Closing Balance	(7 143)	(23 658)	(23 187)
NC074 Kareeberg (Medium)			
Opening Balance		(30)	(30)
Plus Receipts	(30)		
SubTotal	(30)	(30)	(30)
Less Payments			
Closing Balance	(30)	(30)	(30)
NC075 Renosterberg (Medium)			
Opening Balance	(76 808)	(58 405)	(58 127)
Plus Receipts	21 876	1 027	6 707
SubTotal	(54 932)	(57 378)	(51 420)
Less Payments	(1 471)	(3 749)	(5 350)
Closing Balance	(56 403)	(61 127)	(56 770)
NC076 Thembelihle (Low)			
Opening Balance		19 043	21 275
Plus Receipts	19 043	2 359	1 680
SubTotal	19 043	21 402	22 956
Less Payments		(127)	
Closing Balance	19 043	21 275	22 956



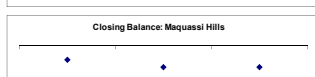









Cash Flow Summary for Financial Year End : 2021

R thousand	July	Aug	Sept
NC077 Siyathemba (Medium)			
Opening Balance		(78)	(75)
Plus Receipts	(78)	3	5
SubTotal	(78)	(75)	(70)
Less Payments			
Closing Balance	(78)	(75)	(70)
NC078 Siyancuma (Medium)			
Opening Balance	10 245	8 906	42 797
Plus Receipts	(16)		
SubTotal	10 229	8 906	42 797
Less Payments	(1 959)	48	5 751
Closing Balance	9 070	8 954	48 548
DC7 Pixley Ka Seme (NC) (Medium)			
Opening Balance	11 986	50 981	39 399
Plus Receipts	36 526	(9 625)	499
SubTotal	48 512	41 356	39 899
Less Payments	2 468	(1 956)	(4 992)
Closing Balance	50 981	39 399	34 907
NC082 IKaif Garib (Low)			
Opening Balance	(1 052)	(3 478)	(3 541)
Plus Receipts	(13)	3	(94)
SubTotal	(1 066)	(3 467)	(3 635)
Less Payments			
Closing Balance	(1 066)	(3 467)	(3 635)
NC084 IKheis (Low)			
Opening Balance		19 620	25 308
Plus Receipts	18 764	3 546	458
SubTotal	18 764	23 166	25 966
Less Payments	856	2 142	39 810
Closing Balance	19 620	25 308	65 777
NC085 Tsantsabane (Low)			
Opening Balance	17	(2 247)	4 299
Plus Receipts	4 159	6 546	19 890
SubTotal	4 176	4 299	24 189
Less Payments			
Closing Balance	4 176	4 299	24 189
NC086 Kgatelopele (Low)			
Opening Balance		5	(25)
Plus Receipts	5	(2)	(3)
SubTotal	5	3	(28)
Less Payments		(28)	(24)
Closing Balance	5	(25)	(46)
NC087 Dawid Kruijer (Medium)			
Opening Balance	8 480	128 320	136 018
Plus Receipts	152 509	72 958	59 479
SubTotal	160 989	201 278	195 496
Less Payments	(32 669)	(65 261)	(89 779)
Closing Balance	128 320	136 018	105 717
DC8 Z F Mgcawu (Medium)			
Opening Balance			
Plus Receipts			1 002
SubTotal			1 002
Less Payments			
Closing Balance			1 002
NC091 Sol Plaatje (High)			
Opening Balance	73 916	137 153	98 686
Plus Receipts	34 621	(22 468)	150 036
SubTotal	108 537	98 686	249 521
Less Payments			(264 036)
Closing Balance	108 537	98 686	(15 304)
NC092 Dikgatlong (Low)			
Opening Balance		27 159	20 101
Plus Receipts	51 623	5 025	9 249
SubTotal	51 623	32 183	29 250
Less Payments	(24 464)	(12 003)	(16 761)
Closing Balance	27 159	20 101	12 589
NC093 Magareng (Low)			
Opening Balance	(3 408)	9 455	12 170
Plus Receipts	28 494	20 785	11 510
SubTotal	25 086	30 240	23 680
Less Payments	(15 631)	(18 070)	(7 900)
Closing Balance	9 455	12 170	15 780
NC094 Phokwane (Medium)			
Opening Balance	50 385	58 875	59 308
Plus Receipts	14 179	10 719	74 232
SubTotal	64 564	69 594	133 540
Less Payments	(5 689)	(208)	(22 605)
Closing Balance	58 875	69 266	110 934
DC9 Frances Baard (Medium)			
Opening Balance	103 090	139 846	145 647
Plus Receipts	111 742	19 113	5 920
SubTotal	214 832	158 959	151 567
Less Payments	(74 986)	(13 312)	(15 560)
Closing Balance	139 846	145 647	136 007



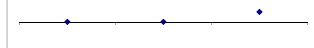
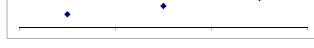




Cash Flow Summary for Financial Year End : 2021

R thousand	July	Aug	Sept
NW NORTH WEST			
NW371 Moretele (Low)			
Opening Balance			50 439
Plus Receipts	9	1	
SubTotal	9	1	50 439
Less Payments			
Closing Balance	9	1	50 439
NW372 Madibeng (High)			
Opening Balance	(572 199)	285 116	71 339
Plus Receipts	38 253	(29 327)	(18 878)
SubTotal	(533 946)	255 789	52 470
Less Payments			
Closing Balance	(533 946)	255 789	52 470
NW373 Rustenburg (High)			
Opening Balance		428 615	493 943
Plus Receipts	428 618	65 328	26 006
SubTotal	428 618	493 942	519 949
Less Payments	(8)	0	0
Closing Balance	428 615	493 943	519 949
NW374 Kgellengrivier (Low)			
Opening Balance		(995)	4 564
Plus Receipts	580	5 750	9 903
SubTotal	580	4 754	14 467
Less Payments	(1 576)	(193)	(69)
Closing Balance	(995)	4 564	14 398
NW375 Moses Kotane (Medium)			
Opening Balance	55 079	48 811	49 423
Plus Receipts	16	(16)	
SubTotal	55 035	48 795	49 423
Less Payments	15	628	788
Closing Balance	55 050	49 423	50 212
DC37 Bojanala Platinum (High)			
Opening Balance			
Plus Receipts			
SubTotal			
Less Payments			
Closing Balance			
NW381 Ratlou (Low)			
Opening Balance		69 529	83 637
Plus Receipts	68 643	14 121	13 579
SubTotal	68 643	83 649	97 216
Less Payments	885	(7)	100
Closing Balance	69 529	83 637	97 315
NW382 Tswaing (Low)			
Opening Balance	29 166	(48 779)	(60 907)
Plus Receipts	131	296	412
SubTotal	29 297	(48 483)	(60 495)
Less Payments	(58 627)	(12 569)	(28 344)
Closing Balance	(29 324)	(61 053)	(88 839)
NW383 Matikeng (Low)			
Opening Balance	356 856	503 628	511 140
Plus Receipts	151 843	37 365	93 988
SubTotal	508 699	540 992	605 128
Less Payments	(5 071)	(29 853)	(4 049)
Closing Balance	503 628	511 140	601 080
NW384 Ditsobotla (Low)			
Opening Balance		86 489	86 973
Plus Receipts	86 486	454	266
SubTotal	86 486	86 973	87 240
Less Payments	4		
Closing Balance	86 489	86 973	87 240
NW385 Ramotshere Mooloa (Low)			
Opening Balance	6 731	12 280	(23 813)
Plus Receipts			
SubTotal	6 731	12 280	(23 813)
Less Payments	8 372	8 421	(15 911)
Closing Balance	15 103	20 701	(9 724)
DC38 Ngaka Modiri Molema (Low)			
Opening Balance			
Plus Receipts			
SubTotal			
Less Payments			
Closing Balance			
NW392 Naledi (NW) (Low)			
Opening Balance		33 891	42 383
Plus Receipts	33 880	8 485	(19)
SubTotal	33 880	42 376	42 363
Less Payments	11	7	
Closing Balance	33 891	42 383	42 363
NW393 Mamusu (Medium)			
Opening Balance			
Plus Receipts			
SubTotal			
Less Payments			
Closing Balance			
NW394 Greater Taung (Medium)			
Opening Balance		1	(5)
Plus Receipts	1	(6)	15
SubTotal	1	(5)	10
Less Payments			
Closing Balance	1	(5)	10
NW396 Lekwa-Teemane (Low)			
Opening Balance		350	346
Plus Receipts	350	(4)	
SubTotal	350	346	346
Less Payments			
Closing Balance	350	346	346
NW397 Kagisano-Molopo (Low)			
Opening Balance	47 860	22 597	32 213
Plus Receipts		(1)	1
SubTotal	47 860	22 597	32 214
Less Payments	65	2 165	(1 090)
Closing Balance	47 825	24 761	31 123
DC39 Dr Ruth Segomotsi Mompati (Medium)			
Opening Balance	(65 577)	(84 469)	(84 465)
Plus Receipts	(15 302)		1 052
SubTotal	(84 279)	(84 469)	(83 413)
Less Payments	(190)	4	55
Closing Balance	(84 469)	(84 465)	(83 358)
NW403 City of Matlosana (High)			
Opening Balance	(230 748)	(66 436)	103 203
Plus Receipts	163 075	357 022	124 921
SubTotal	(67 773)	290 586	228 124
Less Payments	(472)	(213 302)	5 217
Closing Balance	(68 205)	77 094	233 340
NW404 Maquassi Hills (Medium)			
Opening Balance	(32 126)	(39 275)	(41 609)
Plus Receipts	(7 149)	(2 316)	(10)
SubTotal	(39 275)	(41 609)	(41 619)
Less Payments			
Closing Balance	(39 275)	(41 609)	(41 619)
NW405 J B Marks (High)			
Opening Balance	1 033	1 399	1 352
Plus Receipts	(56)	(86)	(124)
SubTotal	977	1 364	1 228
Less Payments			
Closing Balance	977	1 364	1 228
DC40 Dr Kenneth Kaunda (Medium)			
Opening Balance	73 020	73 020	73 020
Plus Receipts	(8)	0	
SubTotal	73 020	73 020	73 020
Less Payments			
Closing Balance	73 020	73 020	73 020



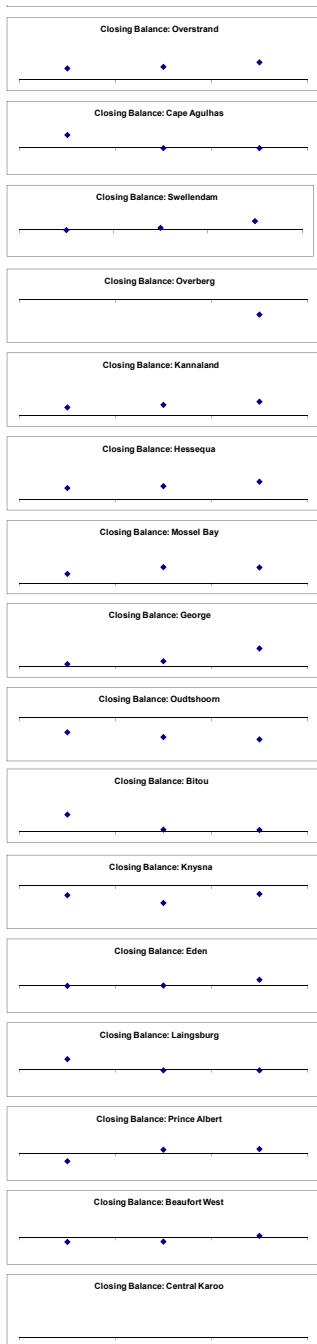
Cash Flow Summary for Financial Year End : 2021

R thousand	July	Aug	Sept
WC WESTERN CAPE			
CPI Cape Town (High)			
Opening Balance		5 720 140	16 771 088
Plus Receipts	5 720 140	(698 075)	(4 501 702)
SubTotal	5 720 140	5 022 065	12 269 296
Less Payments			
Closing Balance	5 720 140	5 022 065	12 269 296
WC011 Matzikama (Medium)			
Opening Balance		3 245	3 313
Plus Receipts	123	(146)	(351)
SubTotal	123	3 099	2 962
Less Payments	3 122	214	214
Closing Balance	3 245	3 313	3 176
WC012 Cederberg (Low)			
Opening Balance	2	1	7
Plus Receipts	(1)	6	47
SubTotal	1	7	54
Less Payments			
Closing Balance	1	7	54
WC013 Bergrivier (Medium)			
Opening Balance	4	31	43
Plus Receipts	23	5	(1 097)
SubTotal	26	36	(1 054)
Less Payments			
Closing Balance	26	36	(1 054)
WC014 Saldanha Bay (High)			
Opening Balance	663 387	790 773	841 939
Plus Receipts	148 152	67 018	98 359
SubTotal	811 539	857 792	940 298
Less Payments	(20 765)	(15 854)	(4 096)
Closing Balance	790 773	841 938	906 202
WC015 Swartland (Medium)			
Opening Balance	526 327	644 147	686 019
Plus Receipts	118 772	47 496	40 282
SubTotal	644 100	691 643	746 300
Less Payments	47	(5 826)	39
Closing Balance	644 147	686 019	746 339
DC1 West Coast (Medium)			
Opening Balance		344 430	345 935
Plus Receipts	(4 007)	(17 249)	18 043
SubTotal	(4 007)	327 180	363 978
Less Payments	16 776	18 755	23 996
Closing Balance	12 769	345 935	387 974
WC022 Witzenberg (Low)			
Opening Balance		79 274	131 938
Plus Receipts	79 274	52 664	50 579
SubTotal	79 274	131 938	182 518
Less Payments			19
Closing Balance	79 274	131 938	182 537
WC023 Drakenstein (High)			
Opening Balance	11 696	69 349	127 749
Plus Receipts	(8 201)	58 401	(65 492)
SubTotal	3 495	127 749	72 258
Less Payments			
Closing Balance	3 495	127 749	72 258
WC024 Stellenbosch (High)			
Opening Balance		(30)	90
Plus Receipts	(30)	120	125 558
SubTotal	(30)	90	125 648
Less Payments			
Closing Balance	(30)	90	125 648
WC025 Breede Valley (High)			
Opening Balance		11 396	181 919
Plus Receipts	9 572	163 262	145 649
SubTotal	9 572	174 678	327 568
Less Payments	1 824	7 241	(10 508)
Closing Balance	11 396	181 919	317 060
WC026 Langeberg (Medium)			
Opening Balance	184 842	225 311	195 731
Plus Receipts	123 258	48 280	55 557
SubTotal	308 100	273 590	251 287
Less Payments	(82 789)	(77 835)	(19 735)
Closing Balance	225 311	195 756	171 552
DC2 Cape Winelands DM (Medium)			
Opening Balance			
Plus Receipts			
SubTotal			
Less Payments			
Closing Balance			
WC031 Theewaterskloof (Medium)			
Opening Balance		(8)	11
Plus Receipts	(8)	12	(16)
SubTotal	(8)	11	(4)
Less Payments			
Closing Balance	(8)	11	(4)



Cash Flow Summary for Financial Year End : 2021

R thousand	July	Aug	Sept
WC032 Overstrand (High)			
Opening Balance		71 624	81 293
Plus Receipts	71 866	9 463	27 224
SubTotal	71 866	81 281	108 616
Less Payments	(242)	12	5
Closing Balance	71 624	81 293	108 621
WC033 Cape Agulhas (Low)			
Opening Balance		(8)	(2)
Plus Receipts	40	6	0
SubTotal	40	(2)	(2)
Less Payments			
Closing Balance	40	(2)	(2)
WC034 Swellendam (Low)			
Opening Balance		(8)	7 342
Plus Receipts	(8)	10	14 941
SubTotal	(8)	2	22 283
Less Payments		7 340	7 103
Closing Balance	(8)	7 342	29 586
DC3 Overberg (Medium)			
Opening Balance			
Plus Receipts			(8)
SubTotal			(8)
Less Payments			
Closing Balance			(8)
WC041 Kannaland (Medium)			
Opening Balance		12 364	16 352
Plus Receipts	12 319	3 943	5 047
SubTotal	12 319	16 307	21 399
Less Payments	45	45	46
Closing Balance	12 364	16 352	21 446
WC042 Hessequa (Medium)			
Opening Balance	255 633	342 587	403 743
Plus Receipts	172 285	113 074	289 760
SubTotal	427 917	455 661	693 503
Less Payments	(85 331)	(51 918)	(146 410)
Closing Balance	342 587	403 743	546 893
WC043 Mossel Bay (High)			
Opening Balance	761 165	657 780	698 914
Plus Receipts	(103 385)	41 134	(1 140)
SubTotal	657 780	698 914	697 774
Less Payments			
Closing Balance	657 780	698 914	697 774
WC044 George (High)			
Opening Balance		126 765	309 659
Plus Receipts	257 056	187 582	787 343
SubTotal	257 056	314 347	1 097 002
Less Payments	(130 291)	(4 688)	3 683
Closing Balance	126 765	309 659	1 100 685
WC045 Oudtshoorn (Medium)			
Opening Balance	(497 428)	(587 225)	(661 259)
Plus Receipts	81 235	29 902	47 027
SubTotal	(416 193)	(557 324)	(614 232)
Less Payments	(36 079)	(44 615)	(55 658)
Closing Balance	(452 272)	(601 939)	(669 890)
WC047 Bitou (Medium)			
Opening Balance		265	29
Plus Receipts	265	(236)	(1)
SubTotal	265	29	27
Less Payments			
Closing Balance	265	29	27
WC048 Knysna (Medium)			
Opening Balance	71 710	(1 159 258)	(1 208 758)
Plus Receipts	44 630	41 171	56 217
SubTotal	116 340	(1 118 087)	(1 152 541)
Less Payments	(1 275 598)	(90 671)	756
Closing Balance	(1 159 258)	(1 208 758)	(1 152 385)
DC4 Garden Route (Medium)			
Opening Balance		(18)	(1)
Plus Receipts	(18)	9	185
SubTotal	(18)	(1)	183
Less Payments			
Closing Balance	(18)	(1)	183
WC051 Laingsburg (Medium)			
Opening Balance		642	(64)
Plus Receipts	642	(706)	3
SubTotal	642	(64)	(61)
Less Payments			
Closing Balance	642	(64)	(61)
WC052 Prince Albert (Medium)			
Opening Balance		(18)	4
Plus Receipts	(18)	14	1
SubTotal	(18)	4	5
Less Payments			
Closing Balance	(18)	4	5
WC053 Beaufort West (Medium)			
Opening Balance		(152)	(137)
Plus Receipts	(152)	15	175
SubTotal	(152)	(137)	38
Less Payments			
Closing Balance	(152)	(137)	38
DC5 Central Karoo (Medium)			
Opening Balance			
Plus Receipts			
SubTotal			
Less Payments			
Closing Balance			



Source: National Treasury Local Government Database