


Cash Flow Summary for Financial Year End : 2022

R thousand July Aug Sept

EC EASTERN CAPE


BUF Buffalo City (High)

Opening Balance	1 144 739	1 517 465	1 674 294
Plus Receipts	930 063	839 070	1 096 742
SubTotal	2 074 802	2 356 535	2 771 036
Less Payments	-558 005	-682 241	-725 833
Closing Balance	1 516 796	1 674 294	2 045 202




NMA Nelson Mandela Bay (High)

Opening Balance		-8 999	-121 125
Plus Receipts	-8 999	-112 127	112 511
SubTotal	-8 999	-121 125	-8 614
Less Payments			
Closing Balance	-8 999	-121 125	-8 614




EC101 Dr Beyers Naude (Low)

Opening Balance		-58 939	-62 552
Plus Receipts	-58 939	-3 613	-4
SubTotal	-58 939	-62 552	-62 556
Less Payments			
Closing Balance	-58 939	-62 552	-62 556




EC102 Blue Crane Route (Low)

Opening Balance		-2	
Plus Receipts	-2	2	24
SubTotal	-2		24
Less Payments			
Closing Balance	-2		24




EC104 Makana (Medium)

Opening Balance		1 627	4
Plus Receipts	1 627	-1 623	-28
SubTotal	1 627	4	-25
Less Payments			
Closing Balance	1 627	4	-25




EC105 Ndlambe (Low)

Opening Balance		2 367	12
Plus Receipts	2 367	-2 355	10
SubTotal	2 367	12	22
Less Payments			
Closing Balance	2 367	12	22




EC106 Sundays River Valley (Medium)

Opening Balance		157	-7
Plus Receipts	157	-165	
SubTotal	157	-7	-7
Less Payments			
Closing Balance	157	-7	-7




EC108 Kouga (Medium)

Opening Balance		303	259
Plus Receipts	303	-44	99
SubTotal	303	259	358
Less Payments			
Closing Balance	303	259	358




EC109 Kou-Kamma (Medium)

Opening Balance		-8	-6
Plus Receipts	-8	1	1
SubTotal	-8	-6	-6
Less Payments			
Closing Balance	-8	-6	-6





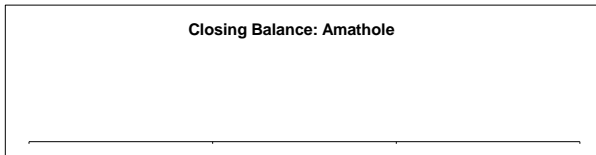

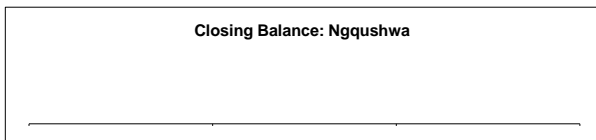

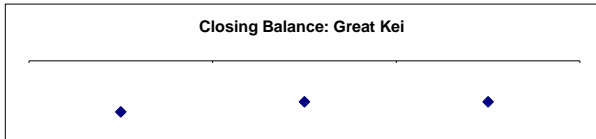


DC10 Sarah Baartman (Medium)

Opening Balance	209 938	212 003	211 659
Plus Receipts	50		
SubTotal	209 987	212 003	211 659
Less Payments	2 016	-344	-338
Closing Balance	212 003	211 659	211 321



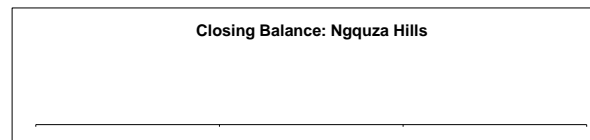
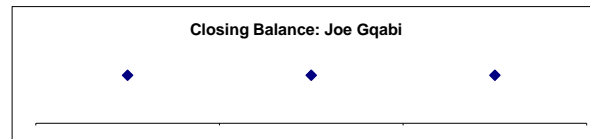


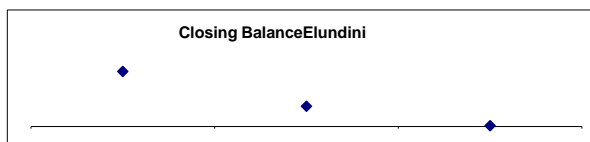
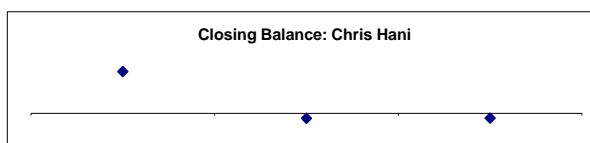
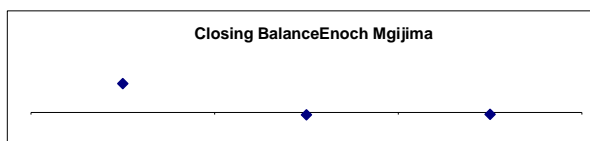
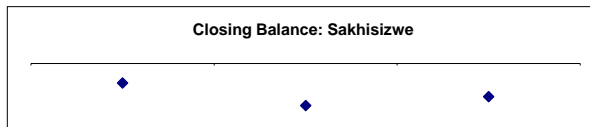
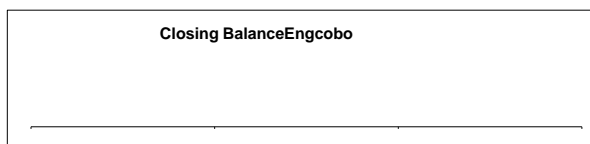

Cash Flow Summary for Financial Year End : 2022

R thousand	July	Aug	Sept
EC121 Mhhashe (Low)			
Opening Balance			
Plus Receipts			
SubTotal			
Less Payments			
Closing Balance			
EC122 Mnquma (Medium)			
Opening Balance	127 689	245 772	238 695
Plus Receipts	138 272	15 285	42 788
SubTotal	265 960	261 057	281 484
Less Payments	-20 188	-22 361	-27 867
Closing Balance	245 772	238 695	253 617
EC123 Great Kei (Low)			
Opening Balance		-5	-4
Plus Receipts	-5	1	
SubTotal	-5	-4	-4
Less Payments			
Closing Balance	-5	-4	-4
EC124 Amahlathi (Low)			
Opening Balance		-121	-121
Plus Receipts	-121		
SubTotal	-121	-121	-121
Less Payments			
Closing Balance	-121	-121	-121
EC126 Ngqushwa (Medium)			
Opening Balance			
Plus Receipts			
SubTotal			
Less Payments			
Closing Balance			
EC129 Raymond Mhlaba (Low)			
Opening Balance		-206	-103
Plus Receipts	-206	102	-613
SubTotal	-206	-103	-716
Less Payments			
Closing Balance	-206	-103	-716
DC12 Amathole (High)			
Opening Balance			
Plus Receipts			
SubTotal			
Less Payments			
Closing Balance			
EC131 Inxuba Yethemba (Low)			
Opening Balance		-95	-103
Plus Receipts	-95	-9	8
SubTotal	-95	-103	-95
Less Payments			
Closing Balance	-95	-103	-95
EC135 Intsika Yethu (Low)			
Opening Balance			7
Plus Receipts		7	-5
SubTotal		7	2
Less Payments			
Closing Balance		7	2



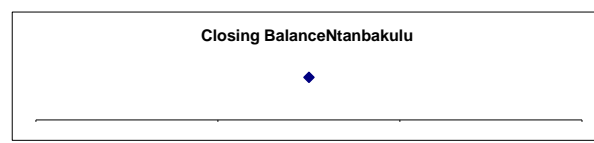


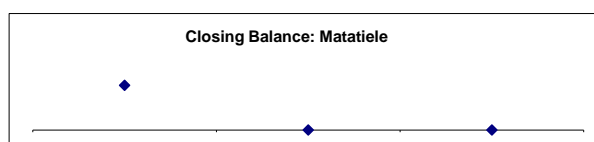
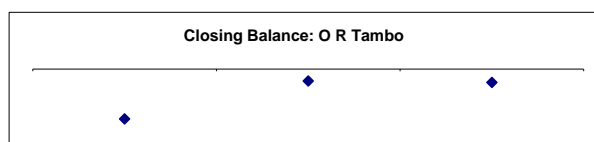
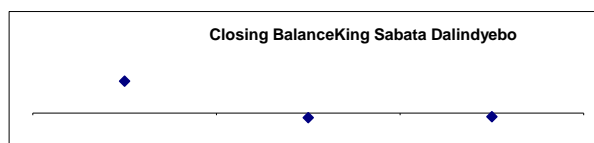
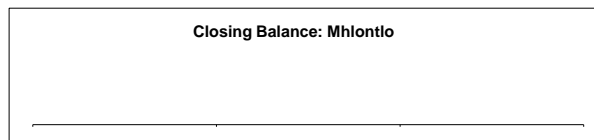

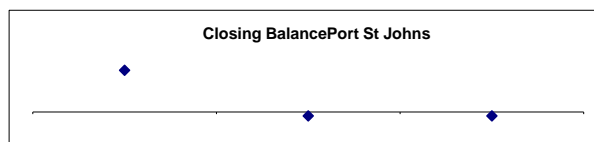
Cash Flow Summary for Financial Year End : 2022

R thousand	July	Aug	Sept
EC136 Emalahleni (EC) (Low)			
Opening Balance		-4	
Plus Receipts	-4	4	-2
SubTotal	-4		-2
Less Payments			
Closing Balance	-4		-2
EC137 Engcobo (Medium)			
Opening Balance			
Plus Receipts			
SubTotal			
Less Payments			
Closing Balance			
EC138 Sakhisizwe (Low)			
Opening Balance		-69	-70
Plus Receipts	-69	-2	1
SubTotal	-69	-70	-70
Less Payments			
Closing Balance	-69	-70	-70
EC139 Enoch Mgijima (Medium)			
Opening Balance		9 642	-810
Plus Receipts	9 642	-10 452	145
SubTotal	9 642	-810	-664
Less Payments			
Closing Balance	9 642	-810	-664
DC13 Chris Hani (Medium)			
Opening Balance		280	-32
Plus Receipts	280	-313	2
SubTotal	280	-32	-31
Less Payments			
Closing Balance	280	-32	-31
EC141 Elundini (Low)			
Opening Balance		459	169
Plus Receipts	459	-290	-163
SubTotal	459	169	6
Less Payments			
Closing Balance	459	169	6
EC142 Senqu (Medium)			
Opening Balance		-6	7
Plus Receipts	-6	12	-11
SubTotal	-6	7	-4
Less Payments			
Closing Balance	-6	7	-4
EC145 Walter Sisulu (Low)			
Opening Balance		-193	-203
Plus Receipts	-193	-9	-16
SubTotal	-193	-203	-219
Less Payments			
Closing Balance	-193	-203	-219
DC14 Joe Gqabi (High)			
Opening Balance		241	241
Plus Receipts	241		
SubTotal	241	241	241
Less Payments			
Closing Balance	241	241	241
EC153 Ngquza Hills (Low)			
Opening Balance			
Plus Receipts			
SubTotal			
Less Payments			
Closing Balance			



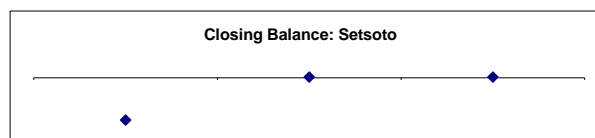
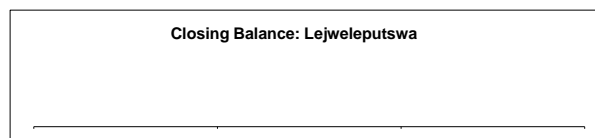
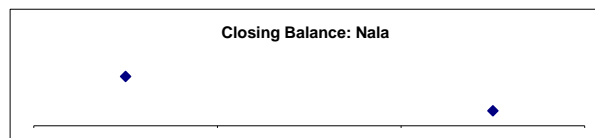
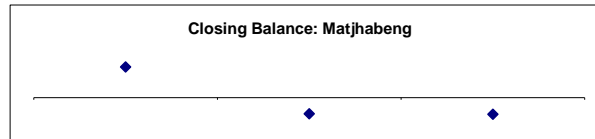




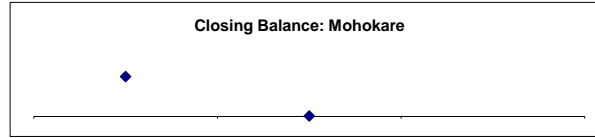



Cash Flow Summary for Financial Year End : 2022

R thousand	July	Aug	Sept
EC154 Port St Johns (Medium)			
Opening Balance		56	-5
Plus Receipts	56	-61	
SubTotal	56	-5	-5
Less Payments			
Closing Balance	56	-5	-5
EC155 Nyandeni (Low)			
Opening Balance	236 435	97 273	57 996
Plus Receipts			
SubTotal	236 434	97 273	57 996
Less Payments	-167 686	-53 421	-28 973
Closing Balance	68 748	43 852	29 023
EC156 Mhlontlo (Low)			
Opening Balance			
Plus Receipts			
SubTotal			
Less Payments			
Closing Balance			
EC157 King Sabata Dalindyebo (High)			
Opening Balance		21 419	-3 017
Plus Receipts	21 419	-24 436	709
SubTotal	21 419	-3 017	-2 308
Less Payments			
Closing Balance	21 419	-3 017	-2 308
DC15 O R Tambo (High)			
Opening Balance		-1 253	-301
Plus Receipts	-1 253	951	-37
SubTotal	-1 253	-301	-338
Less Payments			
Closing Balance	-1 253	-301	-338
EC441 Matatiele (Medium)			
Opening Balance		1 497	5
Plus Receipts	1 497	-1 492	-5
SubTotal	1 497	5	1
Less Payments			
Closing Balance	1 497	5	1
EC442 Umzimvubu (Medium)			
Opening Balance		128	5
Plus Receipts	128	-124	-5
SubTotal	128	5	-1
Less Payments			
Closing Balance	128	5	-1
EC443 Mbizana (Medium)			
Opening Balance		455	
Plus Receipts	455	-455	
SubTotal	455		
Less Payments			
Closing Balance	455		
EC444 Ntabankulu (Low)			
Opening Balance			500
Plus Receipts		500	-500
SubTotal		500	
Less Payments			
Closing Balance		500	
DC44 Alfred Nzo (Medium)			
Opening Balance			
Plus Receipts			
SubTotal			
Less Payments			
Closing Balance			



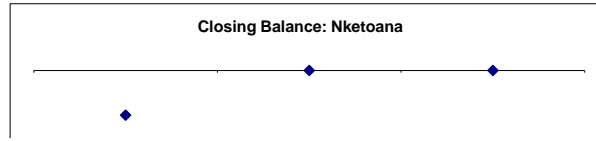

Cash Flow Summary for Financial Year End : 2022

R thousand	July	Aug	Sept
FS FREE STATE			
MAN Mangaung (High)			
Opening Balance		168 558	-20 635
Plus Receipts	168 558	-189 193	17 543
SubTotal	168 558	-20 635	-3 092
Less Payments			
Closing Balance	168 558	-20 635	-3 092
FS161 Letsemeng (Medium)			
Opening Balance		-4	-3
Plus Receipts	-4	2	3
SubTotal	-4	-3	
Less Payments			
Closing Balance	-4	-3	
FS162 Kopanong (Medium)			
Opening Balance		-271	-271
Plus Receipts	-271		
SubTotal	-271	-271	-271
Less Payments			
Closing Balance	-271	-271	-271
FS163 Mohokare (Low)			
Opening Balance		409	3
Plus Receipts	409	-405	-3
SubTotal	409	3	
Less Payments			
Closing Balance	409	3	
DC16 Xhariep (Low)			
Opening Balance			
Plus Receipts			
SubTotal			
Less Payments			
Closing Balance			
FS181 Masilonyana (Low)			
Opening Balance		-71	-77
Plus Receipts	-71	-6	-6
SubTotal	-71	-77	-83
Less Payments			
Closing Balance	-71	-77	-83
FS182 Tokologo (Low)			
Opening Balance		-39	-39
Plus Receipts	-39		
SubTotal	-39	-39	-39
Less Payments			
Closing Balance	-39	-39	-39
FS183 Tswelopele (Medium)			
Opening Balance		564	-174
Plus Receipts	564	-738	212
SubTotal	564	-174	38
Less Payments			
Closing Balance	564	-174	38
FS184 Matjhabeng (High)			
Opening Balance		12 928	-6 757
Plus Receipts	12 928	-19 684	-131
SubTotal	12 928	-6 757	-6 887
Less Payments			
Closing Balance	12 928	-6 757	-6 887
FS185 Nala (Medium)			
Opening Balance		82	
Plus Receipts	82	-82	25
SubTotal	82		25
Less Payments			
Closing Balance	82		25
DC18 Lejweleputswa (Low)			
Opening Balance			
Plus Receipts			
SubTotal			
Less Payments			
Closing Balance			
FS191 Setsoto (Medium)			
Opening Balance		-422	9
Plus Receipts	-422	431	
SubTotal	-422	9	9
Less Payments			
Closing Balance	-422	9	9



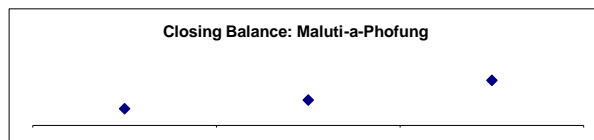
Cash Flow Summary for Financial Year End : 2022

R thousand	July	Aug	Sept
FS192 Dihlabeng (Medium)			
Opening Balance		10 850	-177
Plus Receipts	10 850	-11 028	7
SubTotal	10 850	-177	-170
Less Payments			
Closing Balance	10 850	-177	-170
FS193 Nketoana (Medium)			
Opening Balance		-223 904	-5
Plus Receipts	-223 904	223 898	23
SubTotal	-223 904	-5	17
Less Payments			
Closing Balance	-223 904	-5	17

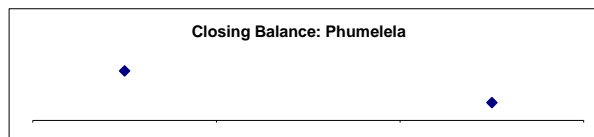


Cash Flow Summary for Financial Year End : 2022

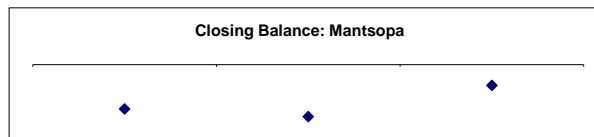
R thousand	July	Aug	Sept
FS194 Maluti-a-Phofung (High)			
Opening Balance	165 009	506 129	548 320
Plus Receipts	369 296	7 590	63 196
SubTotal	534 305	513 719	611 516
Less Payments	-28 176	20 835	-10 834
Closing Balance	506 129	534 553	600 682



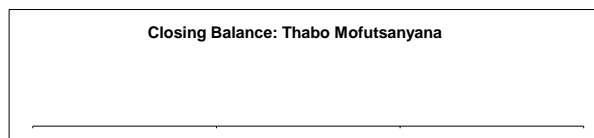
FS195 Phumelela (Low)			
Opening Balance		7	
Plus Receipts	7	-7	3
SubTotal	7		3
Less Payments			
Closing Balance	7		3



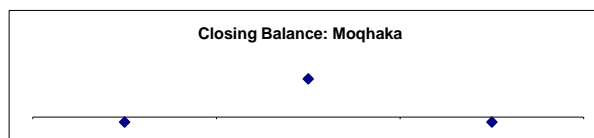
FS196 Mantsopa (Medium)			
Opening Balance		-131	-133
Plus Receipts	-131	-2	8
SubTotal	-131	-133	-125
Less Payments			
Closing Balance	-131	-133	-125



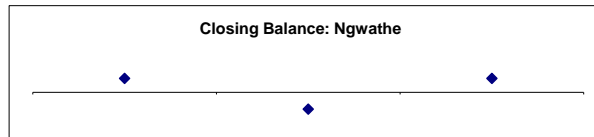
DC19 Thabo Mofutsanyana (Low)			
Opening Balance			
Plus Receipts			
SubTotal			
Less Payments			
Closing Balance			



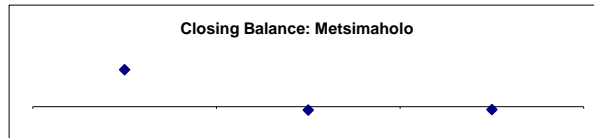
FS201 Moqhaka (High)			
Opening Balance		-980	7 704
Plus Receipts	-980	8 684	-8 681
SubTotal	-980	7 704	-977
Less Payments			
Closing Balance	-980	7 704	-977



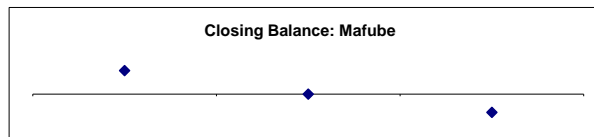
FS203 Ngwathe (Medium)			
Opening Balance		4 640	-5 593
Plus Receipts	4 640	-10 234	10 223
SubTotal	4 640	-5 593	4 630
Less Payments			
Closing Balance	4 640	-5 593	4 630



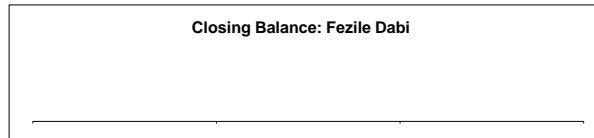
FS204 Metsimaholo (High)			
Opening Balance		24 819	-2 255
Plus Receipts	24 819	-27 074	349
SubTotal	24 819	-2 255	-1 906
Less Payments			
Closing Balance	24 819	-2 255	-1 906



FS205 Mafube (Medium)			
Opening Balance		1 563	-2
Plus Receipts	1 563	-1 565	-1 222
SubTotal	1 563	-2	-1 224
Less Payments			
Closing Balance	1 563	-2	-1 224




DC20 Fezile Dabi (Low)			
Opening Balance			
Plus Receipts			
SubTotal			
Less Payments			
Closing Balance			

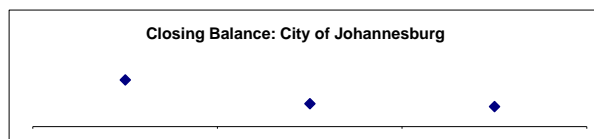


GT GAUTENG


EKU City of Ekurhuleni (High)			
Opening Balance		-1 294 867	1 461 315
Plus Receipts	-1 294 867	2 756 182	-1 412 863
SubTotal	-1 294 867	1 461 315	48 452
Less Payments			
Closing Balance	-1 294 867	1 461 315	48 452



JHB City of Johannesburg (High)			
Opening Balance		195 363	95 725
Plus Receipts	195 363	-99 638	-12 361
SubTotal	195 363	95 725	83 364
Less Payments			
Closing Balance	195 363	95 725	83 364



TSH City of Tshwane (High)			
Opening Balance		7 146	-368 770
Plus Receipts	7 146	-375 916	358 461
SubTotal	7 146	-368 770	-10 309
Less Payments			

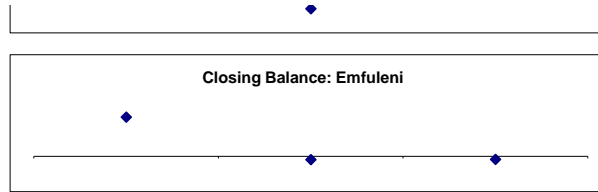


Cash Flow Summary for Financial Year End : 2022

R thousand	July	Aug	Sept
Closing Balance	7 146	-368 770	-10 309


GT421 Emfuleni (High)

Opening Balance		52 667	-4 408
Plus Receipts	52 667	-57 075	298
SubTotal	52 667	-4 408	-4 110
Less Payments			
Closing Balance	52 667	-4 408	-4 110




GT422 Midvaal (Medium)

Opening Balance	451 305	562 011	516 330
Plus Receipts	106 880	78 020	88 195
SubTotal	558 186	640 031	604 526
Less Payments	3 826	-123 701	-106 741
Closing Balance	562 012	516 330	497 784




GT423 Lesedi (Medium)

Opening Balance		19 536	-1 506
Plus Receipts	19 536	-21 043	-7
SubTotal	19 536	-1 506	-1 514
Less Payments			
Closing Balance	19 536	-1 506	-1 514



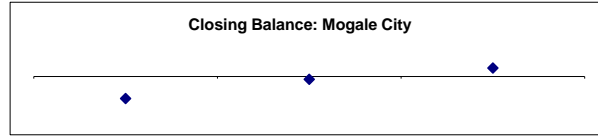
DC42 Sedibeng (Medium)

Opening Balance		354	-182
Plus Receipts	354	-536	172
SubTotal	354	-182	-10
Less Payments			
Closing Balance	354	-182	-10



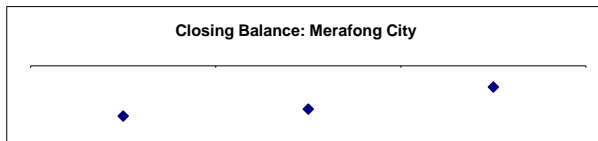
GT481 Mogale City (High)

Opening Balance		-57 096	-7 315
Plus Receipts	-57 096	49 781	28 889
SubTotal	-57 096	-7 315	21 574
Less Payments			
Closing Balance	-57 096	-7 315	21 574



GT484 Merafong City (High)

Opening Balance		-202	-174
Plus Receipts	-202	28	88
SubTotal	-202	-174	-85
Less Payments			
Closing Balance	-202	-174	-85



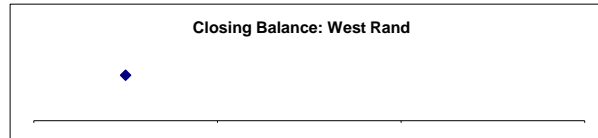
GT485 Rand West City (High)

Opening Balance		62 058	-29 758
Plus Receipts	62 058	-91 816	59 940
SubTotal	62 058	-29 758	30 182
Less Payments			
Closing Balance	62 058	-29 758	30 182



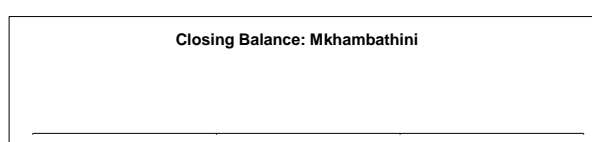
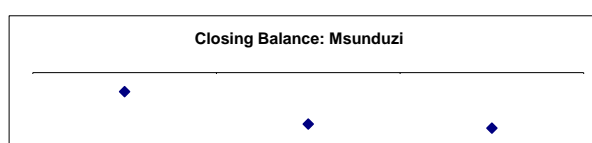
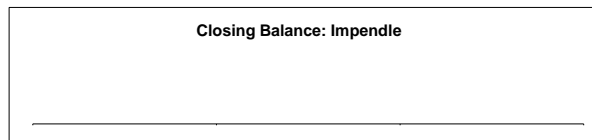
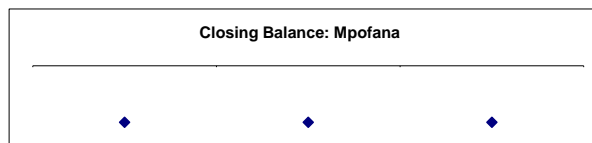








DC48 West Rand (Medium)

Opening Balance		305	
Plus Receipts	305	-305	
SubTotal	305		
Less Payments			
Closing Balance	305		



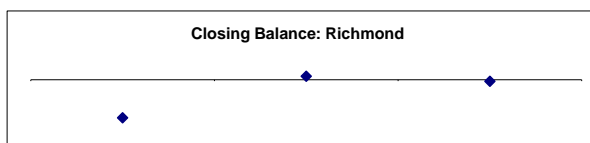
Cash Flow Summary for Financial Year End : 2022

R thousand	July	Aug	Sept
KZ KWAZULU-NATAL			
ETH eThekwini (High)			
Opening Balance		-5 554	-25 999
Plus Receipts	-5 554	-20 444	-58 468
SubTotal	-5 554	-25 999	-84 466
Less Payments			
Closing Balance	-5 554	-25 999	-84 466
KZN212 Umdoni (Medium)			
Opening Balance		-4	2 459
Plus Receipts	-4	2 463	-2 456
SubTotal	-4	2 459	4
Less Payments			
Closing Balance	-4	2 459	4
KZN213 Umzumbe (Low)			
Opening Balance		-3	-3
Plus Receipts	-3		
SubTotal	-3	-3	-2
Less Payments			
Closing Balance	-3	-3	-2
KZN214 uMuziwabantu (Low)			
Opening Balance		535	
Plus Receipts	535	-535	3
SubTotal	535		3
Less Payments			
Closing Balance	535		3
KZN216 Ray Nkonyeni (High)			
Opening Balance	133 807	284 977	234 525
Plus Receipts	221 359	26 385	90 010
SubTotal	355 166	311 363	324 536
Less Payments	-55 473	-76 837	-85 389
Closing Balance	299 693	234 525	239 147
DC21 Ugu (High)			
Opening Balance		141	2 691
Plus Receipts	141	2 551	11 433
SubTotal	141	2 691	14 124
Less Payments			
Closing Balance	141	2 691	14 124
KZN221 uMshwathi (Low)			
Opening Balance		-1	-2
Plus Receipts	-1	-1	1
SubTotal	-1	-2	-1
Less Payments			
Closing Balance	-1	-2	-1
KZN222 uMngeni (Medium)			
Opening Balance		-2	-5
Plus Receipts	-2	-2	8
SubTotal	-2	-5	3
Less Payments			
Closing Balance	-2	-5	3
KZN223 Mpofana (Low)			
Opening Balance		-28	-28
Plus Receipts	-28		
SubTotal	-28	-28	-28
Less Payments			
Closing Balance	-28	-28	-28
KZN224 Impendle (Low)			
Opening Balance			
Plus Receipts			
SubTotal			
Less Payments			
Closing Balance			
KZN225 Msunduzi (High)			
Opening Balance		-7 585	-8 236
Plus Receipts	-7 585	-651	-79
SubTotal	-7 585	-8 236	-8 315
Less Payments			
Closing Balance	-7 585	-8 236	-8 315
KZN226 Mkhambathini (Medium)			
Opening Balance			
Plus Receipts			
SubTotal			
Less Payments			
Closing Balance			
KZN227 Richmond (Low)			



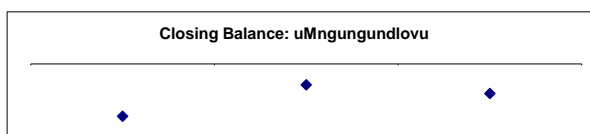
Cash Flow Summary for Financial Year End : 2022

R thousand	July	Aug	Sept
Opening Balance		-16	2
Plus Receipts	-16	17	-2
SubTotal	-16	2	-1
Less Payments			
Closing Balance	-16	2	-1




DC22 uMgungundlovu (Medium)

Opening Balance		-558	-552
Plus Receipts	-558	6	-2
SubTotal	-558	-552	-553
Less Payments			
Closing Balance	-558	-552	-553




KZN235 Okhahlamba (Low)

Opening Balance		116	116
Plus Receipts	116		
SubTotal	116	116	116
Less Payments			
Closing Balance	116	116	116



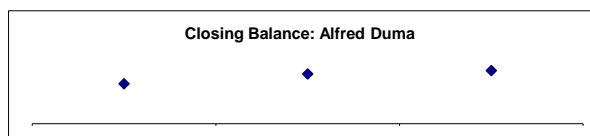
KZN237 Inkosi Langalibalele (Medium)

Opening Balance		-395	-383
Plus Receipts	-395	12	-20
SubTotal	-395	-383	-403
Less Payments			
Closing Balance	-395	-383	-403




KZN238 Alfred Duma (High)

Opening Balance	453 462	550 920	686 924
Plus Receipts	102 994	196 476	115 476
SubTotal	556 456	747 396	802 400
Less Payments	-6 818	-60 471	-70 259
Closing Balance	549 638	686 924	732 141



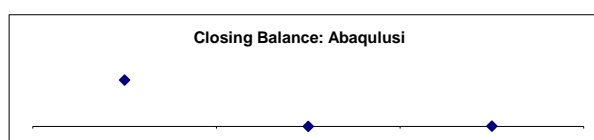


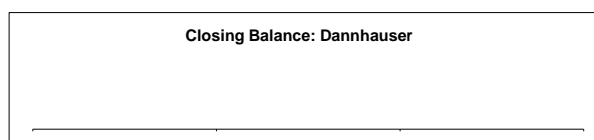
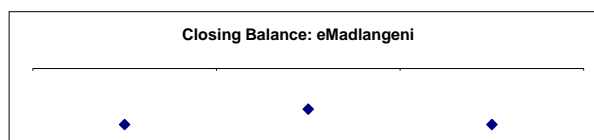
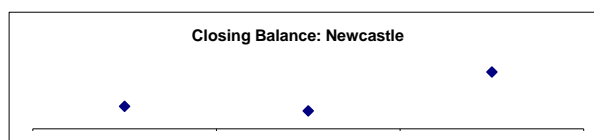


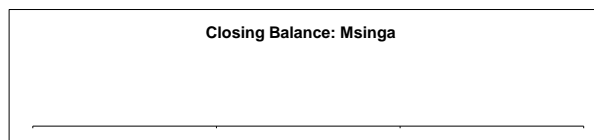


DC23 Uthukela (Medium)

Opening Balance		21 003	118
Plus Receipts	21 003	-20 885	81
SubTotal	21 003	118	199
Less Payments			
Closing Balance	21 003	118	199



Cash Flow Summary for Financial Year End : 2022

R thousand	July	Aug	Sept
KZN241 Endumeni (Medium)			
Opening Balance		-446	-431
Plus Receipts	-446	14	-15
SubTotal	-446	-431	-447
Less Payments			
Closing Balance	-446	-431	-447
KZN242 Nquthu (Low)			
Opening Balance		-40	-48
Plus Receipts	-40	-8	18
SubTotal	-40	-48	-30
Less Payments			
Closing Balance	-40	-48	-30
KZN244 Msinga (Low)			
Opening Balance			
Plus Receipts			
SubTotal			
Less Payments			
Closing Balance			
KZN245 Umvoti (Medium)			
Opening Balance		(216)	(222)
Plus Receipts	(216)	(6)	5
SubTotal	(216)	(222)	(218)
Less Payments			
Closing Balance	(216)	(222)	(218)
DC24 Umzinyathi (Low)			
Opening Balance		(59)	(59)
Plus Receipts	(59)		
SubTotal	(59)	(59)	(59)
Less Payments			
Closing Balance	(59)	(59)	(59)
KZN252 Newcastle (High)			
Opening Balance		113	89
Plus Receipts	113	(24)	196
SubTotal	113	89	285
Less Payments			
Closing Balance	113	89	285
KZN253 Emadlangeni (Low)			
Opening Balance		(14)	(10)
Plus Receipts	(14)	4	(4)
SubTotal	(14)	(10)	(14)
Less Payments			
Closing Balance	(14)	(10)	(14)
KZN254 Dannhauser (Low)			
Opening Balance			
Plus Receipts			
SubTotal			
Less Payments			
Closing Balance			
DC25 Amajuba (Low)			
Opening Balance			8
Plus Receipts		8	(8)
SubTotal		8	
Less Payments			
Closing Balance		8	
KZN261 eDumbe (Low)			
Opening Balance		(40)	(40)
Plus Receipts	(40)		
SubTotal	(40)	(40)	(40)
Less Payments			
Closing Balance	(40)	(40)	(40)
KZN262 uPhongolo (Low)			
Opening Balance		(146)	(143)
Plus Receipts	(146)	3	3
SubTotal	(146)	(143)	(140)
Less Payments			
Closing Balance	(146)	(143)	(140)
KZN263 Abaqulusi (Low)			
Opening Balance		16 236	18
Plus Receipts	16 236	(16 218)	114
SubTotal	16 236	18	132
Less Payments			
Closing Balance	16 236	18	132
KZN265 Nongoma (Low)			



Cash Flow Summary for Financial Year End : 2022

R thousand	July	Aug	Sept
Opening Balance			
Plus Receipts			(4)
SubTotal			(4)
Less Payments			
Closing Balance			(4)

KZN266 Ulundi (Low)

Opening Balance		(31)	(32)
Plus Receipts	(31)	(1)	22
SubTotal	(31)	(32)	(9)
Less Payments			
Closing Balance	(31)	(32)	(9)

DC26 Zululand (Medium)

Opening Balance		3 324	(301)
Plus Receipts	3 324	(3 625)	(8)
SubTotal	3 324	(301)	(309)
Less Payments			
Closing Balance	3 324	(301)	(309)

KZN271 Umhlabuyalingana (Medium)

Opening Balance			
Plus Receipts			
SubTotal			
Less Payments			
Closing Balance			

KZN272 Jozini (Low)

Opening Balance		(104)	(100)
Plus Receipts	(104)	4	(4)
SubTotal	(104)	(100)	(104)
Less Payments			
Closing Balance	(104)	(100)	(104)

KZN275 Mtubatuba (Low)


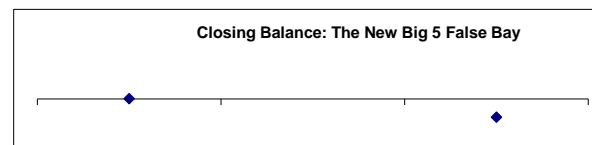

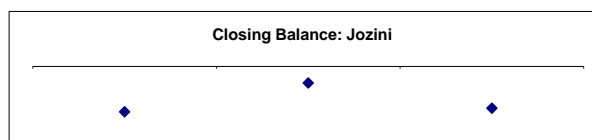

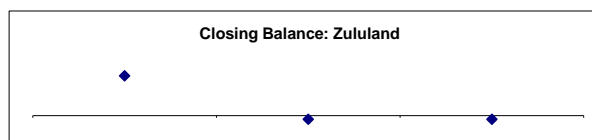

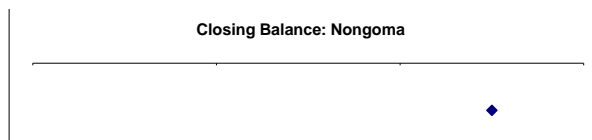
Opening Balance		(8)	3
Plus Receipts	(8)	11	(21)
SubTotal	(8)	3	(17)
Less Payments			
Closing Balance	(8)	3	(17)

KZN276 Hlabisa Big Five (Low)

Opening Balance		1	
Plus Receipts	1	(1)	(30)
SubTotal	1		(30)
Less Payments			
Closing Balance	1		(30)


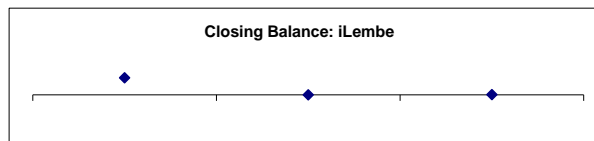
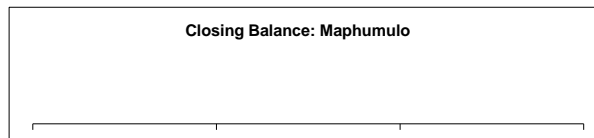
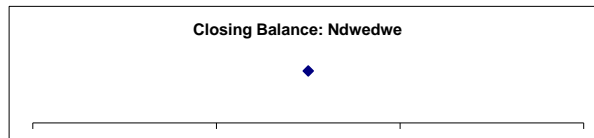
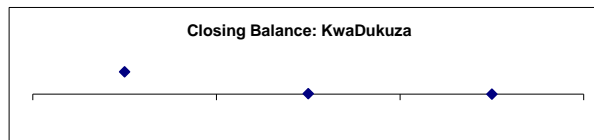

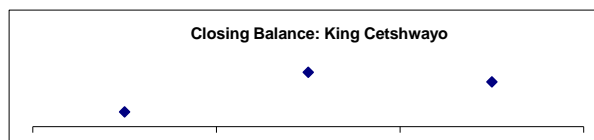

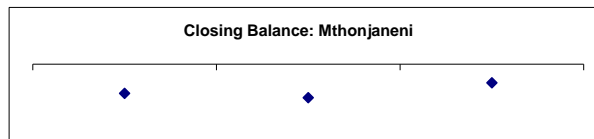



DC27 Umkhanyakude (Medium)

Opening Balance		(154)	(154)
Plus Receipts	(154)		
SubTotal	(154)	(154)	(154)
Less Payments			
Closing Balance	(154)	(154)	(154)




Cash Flow Summary for Financial Year End : 2022

R thousand	July	Aug	Sept
KZN281 Mfolozi (Medium)			
Opening Balance		1	1
Plus Receipts	1	1	
SubTotal	1	1	2
Less Payments			
Closing Balance	1	1	2
KZN282 uMhlathuze (High)			
Opening Balance		(8 011)	(8 239)
Plus Receipts	(8 011)	(228)	(6 032)
SubTotal	(8 011)	(8 239)	(14 271)
Less Payments			
Closing Balance	(8 011)	(8 239)	(14 271)
KZN284 uMlalazi (Low)			
Opening Balance		30	19
Plus Receipts	30	(11)	41
SubTotal	30	19	60
Less Payments			
Closing Balance	30	19	60
KZN285 Mthonjaneni (Low)			
Opening Balance		(90)	(91)
Plus Receipts	(90)	(1)	5
SubTotal	(90)	(91)	(86)
Less Payments			
Closing Balance	(90)	(91)	(86)
KZN286 Nkandla (Medium)			
Opening Balance		(2)	2
Plus Receipts	(2)	4	
SubTotal	(2)	2	2
Less Payments			
Closing Balance	(2)	2	2
DC28 King Cetshwayo (High)			
Opening Balance	(210 437)	748 996	909 406
Plus Receipts	568 787	226 044	58 054
SubTotal	358 350	975 040	967 460
Less Payments	(110 775)	(65 634)	(218 957)
Closing Balance	247 575	909 406	748 503
KZN291 Mandeni (Low)			
Opening Balance		(16)	(19)
Plus Receipts	(16)	(3)	(3)
SubTotal	(16)	(19)	(22)
Less Payments			
Closing Balance	(16)	(19)	(22)
KZN292 KwaDukuza (High)			
Opening Balance		37 064	844
Plus Receipts	37 064	(36 221)	(1 090)
SubTotal	37 064	844	(246)
Less Payments			
Closing Balance	37 064	844	(246)
KZN293 Ndwedwe (Low)			
Opening Balance			4
Plus Receipts		4	(4)
SubTotal		4	
Less Payments			
Closing Balance		4	
KZN294 Maphumulo (Medium)			
Opening Balance			
Plus Receipts			
SubTotal			
Less Payments			
Closing Balance			
DC29 iLembe (Low)			
Opening Balance		5 720	(20)
Plus Receipts	5 720	(5 740)	48
SubTotal	5 720	(20)	28
Less Payments			
Closing Balance	5 720	(20)	28
KZN433 Greater Kokstad (Low)			
Opening Balance		5 285	(22)
Plus Receipts	5 285	(5 307)	79
SubTotal	5 285	(22)	57
Less Payments			
Closing Balance	5 285	(22)	57
KZN434 Ubuhlebezwe (Low)			




Cash Flow Summary for Financial Year End : 2022

R thousand	July	Aug	Sept
Opening Balance			1
Plus Receipts		1	(3)
SubTotal		1	(3)
Less Payments			
Closing Balance		1	(3)



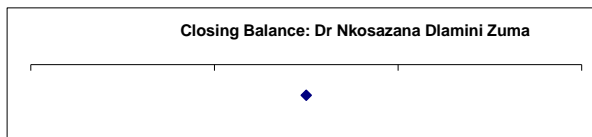
KZN435 Umzimkhulu (Medium)

Opening Balance		(233)	(30 326)
Plus Receipts	(233)	(30 093)	30 181
SubTotal	(233)	(30 326)	(146)
Less Payments			
Closing Balance	(233)	(30 326)	(146)



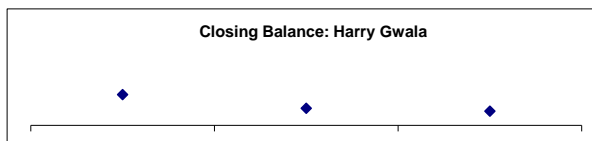
KZN436 Dr Nkosazana Dlamini Zuma (Medium)

Opening Balance			(1)
Plus Receipts		(1)	1
SubTotal		(1)	
Less Payments			
Closing Balance		(1)	



DC43 Harry Gwala (Low)

Opening Balance	51 622	259 472	143 384
Plus Receipts	292 245	8 400	60 885
SubTotal	343 867	267 872	204 270
Less Payments	(84 635)	(124 488)	(85 363)
Closing Balance	259 232	143 384	118 907



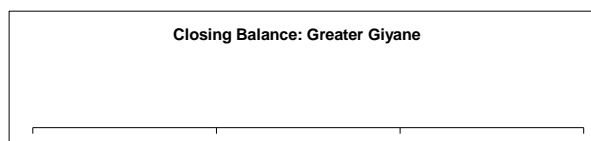
Cash Flow Summary for Financial Year End : 2022

R thousand July Aug Sept

LP LIMPOPO

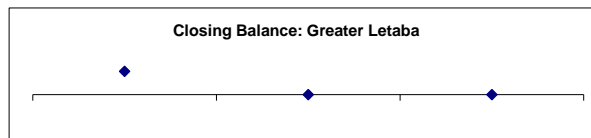
LIM331 Greater Giyani (Low)

Opening Balance
Plus Receipts
SubTotal
Less Payments
Closing Balance




LIM332 Greater Letaba (Low)

Opening Balance		388	(1)
Plus Receipts	388	(389)	
SubTotal	388	(1)	(1)
Less Payments			
Closing Balance	388	(1)	(1)



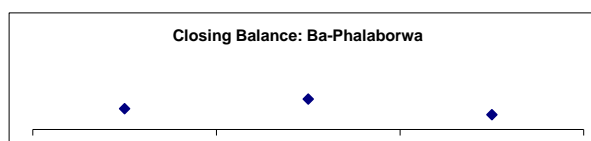
LIM333 Greater Tzaneen (High)

Opening Balance		1 559	1 524
Plus Receipts	1 559	(35)	13
SubTotal	1 559	1 524	1 537
Less Payments			
Closing Balance	1 559	1 524	1 537



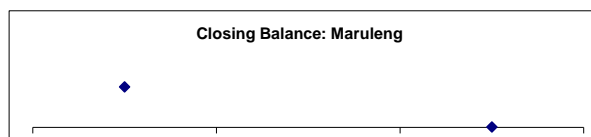
LIM334 Ba-Phalaborwa (Medium)

Opening Balance		698	1 018
Plus Receipts	698	320	(517)
SubTotal	698	1 018	501
Less Payments			
Closing Balance	698	1 018	501



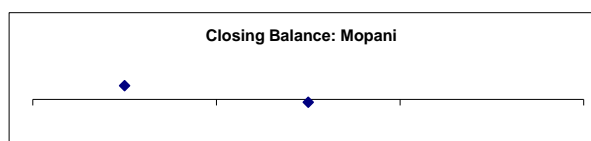
LIM335 Maruleng (Low)

Opening Balance		1 354	
Plus Receipts	1 354	(1 354)	10
SubTotal	1 354		10
Less Payments			
Closing Balance	1 354		10




DC33 Mopani (Low)

Opening Balance		4 567	(959)
Plus Receipts	4 567	(5 526)	959
SubTotal	4 567	(959)	
Less Payments			
Closing Balance	4 567	(959)	




LIM341 Musina (Low)

Opening Balance		4 664	25
Plus Receipts	4 664	(4 639)	(25)
SubTotal	4 664	25	
Less Payments			
Closing Balance	4 664	25	



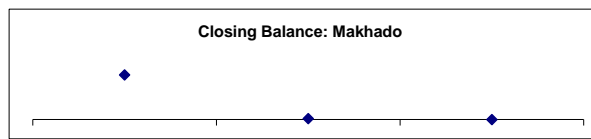
LIM343 Thulamela (Medium)

Opening Balance		335	2
Plus Receipts	335	(333)	(5)
SubTotal	335	2	(2)
Less Payments			
Closing Balance	335	2	(2)




LIM344 Makhado (Medium)

Opening Balance		15 805	331
Plus Receipts	15 805	(15 473)	(299)
SubTotal	15 805	331	33
Less Payments			
Closing Balance	15 805	331	33




LIM345 Collins Chabane (Medium)

Opening Balance	423 240	429 768	484 150
Plus Receipts	79 360	103 339	1 227
SubTotal	502 600	533 107	485 377
Less Payments	(72 819)	(48 957)	(45 343)
Closing Balance	429 781	484 150	440 034






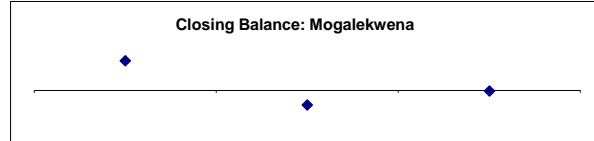

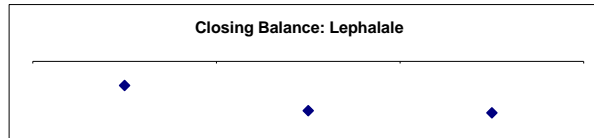

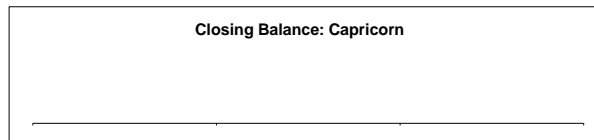
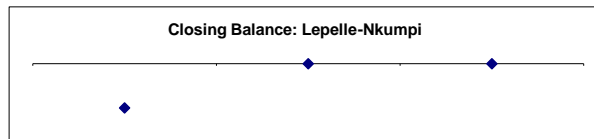
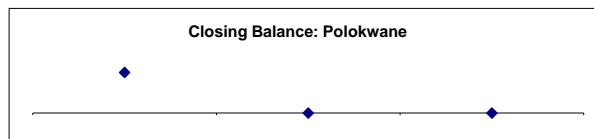
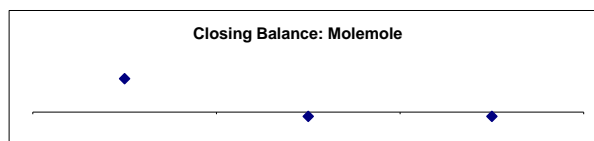

DC34 Vhembe (Low)

Opening Balance		14 345	1 382
Plus Receipts	14 345	(12 963)	(1 382)
SubTotal	14 345	1 382	
Less Payments			
Closing Balance	14 345	1 382	




Cash Flow Summary for Financial Year End : 2022

R thousand	July	Aug	Sept
LIM351 Blouberg (Low)			
Opening Balance		(9)	
Plus Receipts	(9)	9	
SubTotal	(9)		
Less Payments			
Closing Balance	(9)		
LIM353 Molemole (Low)			
Opening Balance		448	(57)
Plus Receipts	448	(505)	
SubTotal	448	(57)	(57)
Less Payments			
Closing Balance	448	(57)	(57)
LIM354 Polokwane (High)			
Opening Balance		67 891	(272)
Plus Receipts	67 891	(68 163)	95
SubTotal	67 891	(272)	(177)
Less Payments			
Closing Balance	67 891	(272)	(177)
LIM355 Lepelle-Nkumpi (Low)			
Opening Balance		(148 050)	(144)
Plus Receipts	(148 050)	147 906	(26)
SubTotal	(148 050)	(144)	(170)
Less Payments			
Closing Balance	(148 050)	(144)	(170)
DC35 Capricorn (Medium)			
Opening Balance			
Plus Receipts			
SubTotal			
Less Payments			
Closing Balance			
LIM361 Thabazimbi (Low)			
Opening Balance		4 369	16
Plus Receipts	4 369	(4 353)	
SubTotal	4 369	16	17
Less Payments			
Closing Balance	4 369	16	17
LIM362 Lephale (Medium)			
Opening Balance		(960)	(1 024)
Plus Receipts	(960)	(64)	(5)
SubTotal	(960)	(1 024)	(1 029)
Less Payments			
Closing Balance	(960)	(1 024)	(1 029)
LIM366 Bela Bela (Medium)			
Opening Balance		6 705	75
Plus Receipts	6 705	(6 630)	(48)
SubTotal	6 705	75	27
Less Payments			
Closing Balance	6 705	75	27
LIM367 Mogalakwena (Low)			
Opening Balance		36 522	(17 938)
Plus Receipts	36 522	(54 460)	17 347
SubTotal	36 522	(17 938)	(591)
Less Payments			
Closing Balance	36 522	(17 938)	(591)
LIM368 Modimolle-Mookgopong (Medium)			
Opening Balance		11 799	794
Plus Receipts	11 799	(11 004)	(685)
SubTotal	11 799	794	109
Less Payments			
Closing Balance	11 799	794	109
DC36 Waterberg (Low)			
Opening Balance		(53)	
Plus Receipts	(53)	53	
SubTotal	(53)		
Less Payments			
Closing Balance	(53)		
LIM471 Ephraim Mogale (Low)			
Opening Balance		24 098	(17)
Plus Receipts	24 098	(24 115)	1
SubTotal	24 098	(17)	(15)
Less Payments			
Closing Balance	24 098	(17)	(15)
LIM472 Elias Motsoaledi (Medium)			

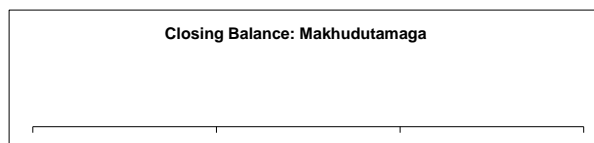


Cash Flow Summary for Financial Year End : 2022

R thousand	July	Aug	Sept
Opening Balance		4 302	(40)
Plus Receipts	4 302	(4 342)	(16)
SubTotal	4 302	(40)	(56)
Less Payments			
Closing Balance	4 302	(40)	(56)

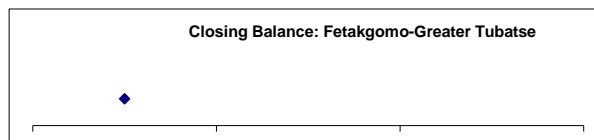


LIM473 Makhuduthamaga (Low)




Opening Balance			
Plus Receipts			
SubTotal			
Less Payments			
Closing Balance			

LIM476 Tubatse Fetakgomo (Low)



Opening Balance		2 231	
Plus Receipts	2 231	(2 231)	
SubTotal	2 231		
Less Payments			
Closing Balance	2 231		

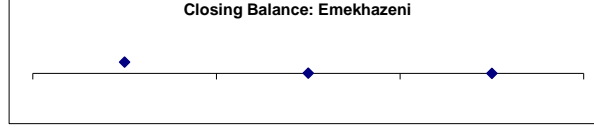
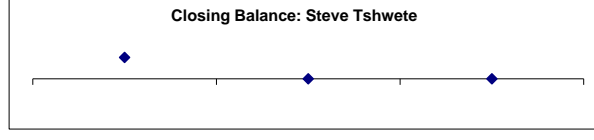
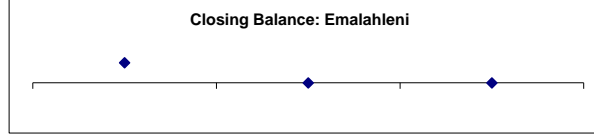
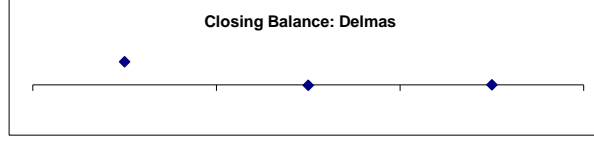


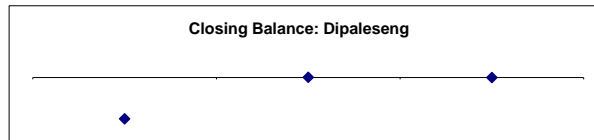
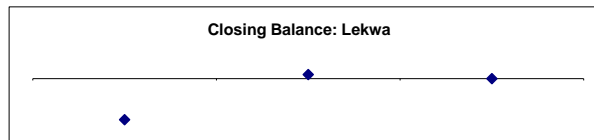

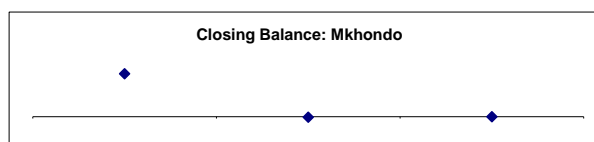
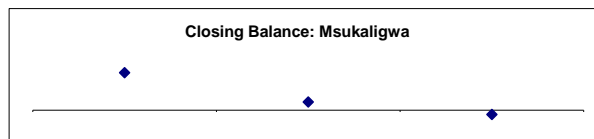
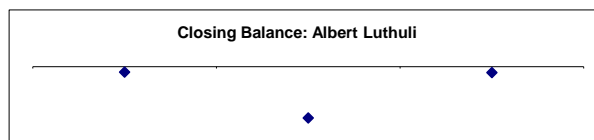
DC47 Sekhukhune (High)



Opening Balance		(422 440)	13 725
Plus Receipts	(422 440)	436 165	48 921
SubTotal	(422 440)	13 725	62 646
Less Payments			
Closing Balance	(422 440)	13 725	62 646


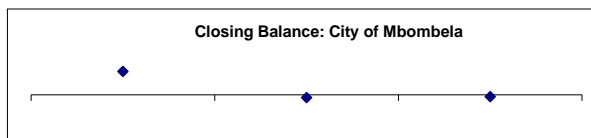
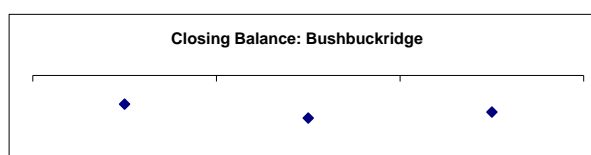




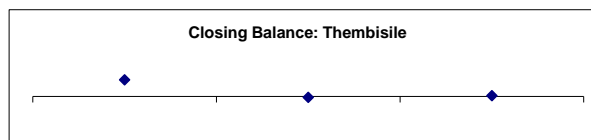
Cash Flow Summary for Financial Year End : 2022

R thousand	July	Aug	Sept
MP MPUMALANGA			
MP301 Albert Luthuli (Medium)			
Opening Balance		(5)	(52)
Plus Receipts	(5)	(46)	46
SubTotal	(5)	(52)	(6)
Less Payments			
Closing Balance	(5)	(52)	(6)
MP302 Msukaligwa (Low)			
Opening Balance		12 566	2 761
Plus Receipts	12 566	(9 805)	(4 195)
SubTotal	12 566	2 761	(1 433)
Less Payments			
Closing Balance	12 566	2 761	(1 433)
MP303 Mkhondo (Low)			
Opening Balance		3 599	(43)
Plus Receipts	3 599	(3 642)	48
SubTotal	3 599	(43)	5
Less Payments			
Closing Balance	3 599	(43)	5
MP304 Pixley Ka Seme (MP) (Medium)			
Opening Balance		2 075	
Plus Receipts	2 075	(2 075)	(342)
SubTotal	2 075		(342)
Less Payments			
Closing Balance	2 075		(342)
MP305 Lekwa (Low)			
Opening Balance		(55 198)	5 438
Plus Receipts	(55 198)	60 636	(5 431)
SubTotal	(55 198)	5 438	6
Less Payments			
Closing Balance	(55 198)	5 438	6
MP306 Dipaleseng (Low)			
Opening Balance		(5 516)	20
Plus Receipts	(5 516)	5 536	(9)
SubTotal	(5 516)	20	11
Less Payments			
Closing Balance	(5 516)	20	11
MP307 Govan Mbeki (High)			
Opening Balance		(23 139)	90
Plus Receipts	(23 139)	23 229	2
SubTotal	(23 139)	90	92
Less Payments			
Closing Balance	(23 139)	90	92
DC30 Gert Sibande (Medium)			
Opening Balance		53	29
Plus Receipts	53	(23)	(29)
SubTotal	53	29	
Less Payments			
Closing Balance	53	29	
MP311 Victor Khanye (Medium)			
Opening Balance		1 544	(35)
Plus Receipts	1 544	(1 579)	42
SubTotal	1 544	(35)	7
Less Payments			
Closing Balance	1 544	(35)	7
MP312 Emalahleni (MP) (High)			
Opening Balance		134 640	(150)
Plus Receipts	134 640	(134 790)	60
SubTotal	134 640	(150)	(90)
Less Payments			
Closing Balance	134 640	(150)	(90)
MP313 Steve Tshwete (High)			
Opening Balance		71 308	(173)
Plus Receipts	71 308	(71 481)	6
SubTotal	71 308	(173)	(167)
Less Payments			
Closing Balance	71 308	(173)	(167)
MP314 Emakhazeni (Low)			
Opening Balance		1 913	69
Plus Receipts	1 913	(1 844)	(72)
SubTotal	1 913	69	(3)
Less Payments			
Closing Balance	1 913	69	(3)



Cash Flow Summary for Financial Year End : 2022

R thousand	July	Aug	Sept
MP315 Thembisile Hani (Low)			
Opening Balance		112	(6)
Plus Receipts	112	(118)	12
SubTotal	112	(6)	6
Less Payments			
Closing Balance	112	(6)	6
MP316 Dr J.S. Moroka (Low)			
Opening Balance		(241)	1
Plus Receipts	(241)	241	1 061
SubTotal	(241)	1	1 062
Less Payments			
Closing Balance	(241)	1	1 062
DC31 Nkangala (High)			
Opening Balance		(59 986)	(3 309)
Plus Receipts	(59 986)	56 677	3 309
SubTotal	(59 986)	(3 309)	
Less Payments			
Closing Balance	(59 986)	(3 309)	
MP321 Thaba Chweu (Low)			
Opening Balance		4 533	121
Plus Receipts	4 533	(4 412)	(89)
SubTotal	4 533	121	32
Less Payments			
Closing Balance	4 533	121	32
MP324 Nkomazi (Medium)			
Opening Balance		(415)	4 698
Plus Receipts	(415)	5 114	(5 115)
SubTotal	(415)	4 698	(416)
Less Payments			
Closing Balance	(415)	4 698	(416)
MP325 Bushbuckridge (Low)			
Opening Balance		(204)	(207)
Plus Receipts	(204)	(2)	1
SubTotal	(204)	(207)	(206)
Less Payments			
Closing Balance	(204)	(207)	(206)
MP326 City of Mbombela (High)			
Opening Balance		39 817	(4 588)
Plus Receipts	39 817	(44 405)	1 597
SubTotal	39 817	(4 588)	(2 991)
Less Payments			
Closing Balance	39 817	(4 588)	(2 991)
DC32 Ehlanzeni (High)			
Opening Balance		(8 164)	(786)
Plus Receipts	(8 164)	7 378	1 180
SubTotal	(8 164)	(786)	394
Less Payments			
Closing Balance	(8 164)	(786)	394




Cash Flow Summary for Financial Year End : 2022

R thousand July Aug Sept

NC NORTHERN CAPE


NC451 Joe Morolong (Low)

Opening Balance		(3)	(3)
Plus Receipts	(3)		
SubTotal	(3)	(3)	(3)
Less Payments			
Closing Balance	(3)	(3)	(3)




NC452 Ga-Segonyana (Medium)

Opening Balance		5 708	119
Plus Receipts	5 708	(5 590)	5
SubTotal	5 708	119	124
Less Payments			
Closing Balance	5 708	119	124



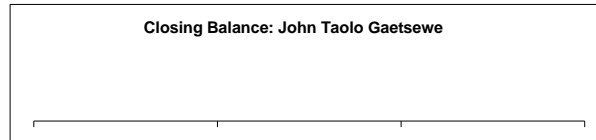
NC453 Gamagara (Medium)

Opening Balance		(1)	(10)
Plus Receipts	(1)	(9)	21
SubTotal	(1)	(10)	11
Less Payments			
Closing Balance	(1)	(10)	11




DC45 John Taolo Gaetsewe (Medium)

Opening Balance			
Plus Receipts			
SubTotal			
Less Payments			
Closing Balance			




NC061 Richtersveld (Medium)

Opening Balance		(130)	(137)
Plus Receipts	(130)	(7)	2
SubTotal	(130)	(137)	(135)
Less Payments			
Closing Balance	(130)	(137)	(135)




NC062 Nama Khoi (Medium)

Opening Balance		7 006	(286)
Plus Receipts	7 006	(7 292)	(27)
SubTotal	7 006	(286)	(313)
Less Payments			
Closing Balance	7 006	(286)	(313)



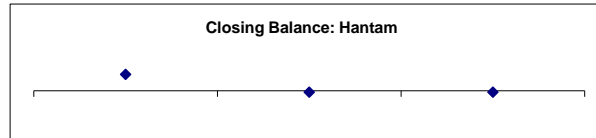
NC064 Kamiesberg (Low)

Opening Balance		1 390	(1 667)
Plus Receipts	1 390	(3 056)	1 526
SubTotal	1 390	(1 667)	(140)
Less Payments			
Closing Balance	1 390	(1 667)	(140)



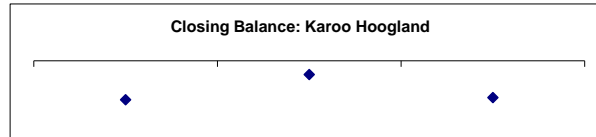
NC065 Hantam (Low)

Opening Balance		1 101	(93)
Plus Receipts	1 101	(1 195)	10
SubTotal	1 101	(93)	(83)
Less Payments			
Closing Balance	1 101	(93)	(83)




NC066 Karoo Hoogland (Medium)

Opening Balance		(7)	(2)
Plus Receipts	(7)	4	(4)
SubTotal	(7)	(2)	(6)
Less Payments			
Closing Balance	(7)	(2)	(6)




NC067 Khai-Ma (Low)

Opening Balance		(100)	(9)
Plus Receipts	(100)	92	(8)
SubTotal	(100)	(9)	(17)
Less Payments			
Closing Balance	(100)	(9)	(17)




DC6 Namakwa (Medium)

Opening Balance		246	
Plus Receipts	246	(246)	
SubTotal	246		
Less Payments			
Closing Balance	246		



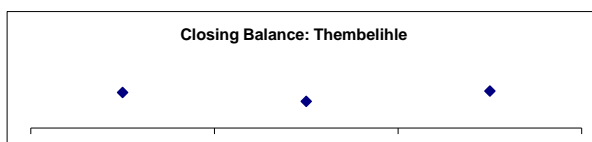
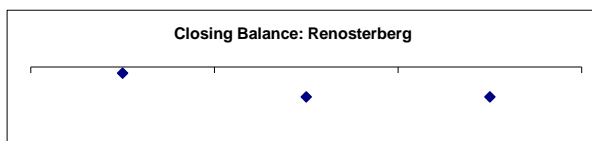
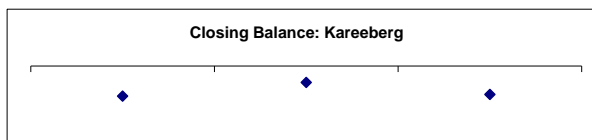
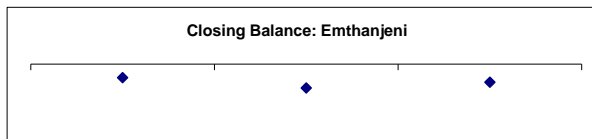

NC071 Ubuntu (Medium)

Opening Balance		(17)	(16)
Plus Receipts	(17)		
SubTotal	(17)	(16)	(16)
Less Payments			



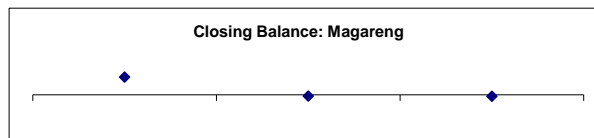

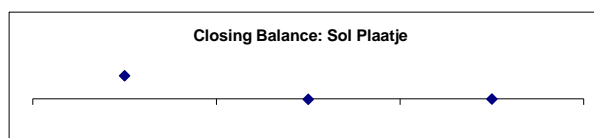
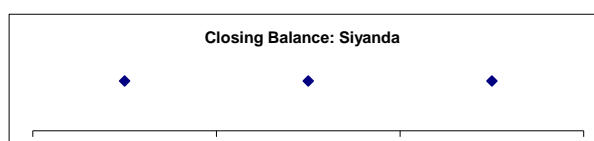

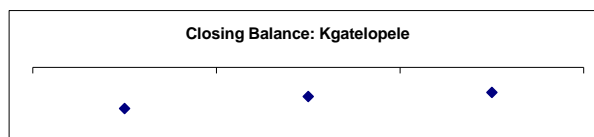
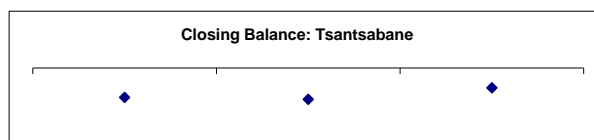
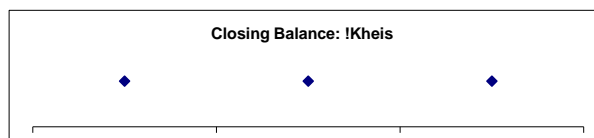




Cash Flow Summary for Financial Year End : 2022

R thousand	July	Aug	Sept
Closing Balance	(17)	(16)	(16)
NC072 Umsobomvu (Low)			
Opening Balance		(7)	
Plus Receipts	(7)	6	(2)
SubTotal	(7)		(3)
Less Payments			
Closing Balance	(7)		(3)
NC073 Emthanjeni (Medium)			
Opening Balance		(115)	(200)
Plus Receipts	(115)	(85)	47
SubTotal	(115)	(200)	(153)
Less Payments			
Closing Balance	(115)	(200)	(153)
NC074 Kareeberg (Medium)			
Opening Balance		(30)	(28)
Plus Receipts	(30)	2	(2)
SubTotal	(30)	(28)	(30)
Less Payments			
Closing Balance	(30)	(28)	(30)
NC075 Renosterberg (Medium)			
Opening Balance		(202)	(998)
Plus Receipts	(202)	(796)	
SubTotal	(202)	(998)	(998)
Less Payments			
Closing Balance	(202)	(998)	(998)
NC076 Thembelihle (Low)			
Opening Balance		12	9
Plus Receipts	12	(3)	3
SubTotal	12	9	12
Less Payments			
Closing Balance	12	9	12



Cash Flow Summary for Financial Year End : 2022

R thousand	July	Aug	Sept
NC077 Siyathemba (Medium)			
Opening Balance		(84)	(84)
Plus Receipts	(84)		(5)
SubTotal	(84)	(84)	(89)
Less Payments			
Closing Balance	(84)	(84)	(89)
NC078 Siyancuma (Medium)			
Opening Balance		(16)	(16)
Plus Receipts	(16)		
SubTotal	(16)	(16)	(16)
Less Payments			
Closing Balance	(16)	(16)	(16)
DC7 Pixley Ka Seme (NC) (Medium)			
Opening Balance		9 762	1 666
Plus Receipts	9 762	(8 096)	(1 748)
SubTotal	9 762	1 666	(82)
Less Payments			
Closing Balance	9 762	1 666	(82)
NC082 !Kai! Garib (Low)			
Opening Balance		(30)	(38)
Plus Receipts	(30)	(8)	
SubTotal	(30)	(38)	(38)
Less Payments			
Closing Balance	(30)	(38)	(38)
NC084 !Kheis (Low)			
Opening Balance		153	153
Plus Receipts	153		
SubTotal	153	153	153
Less Payments			
Closing Balance	153	153	153
NC085 Tsantsabane (Low)			
Opening Balance		(200)	(202)
Plus Receipts	(200)	(3)	19
SubTotal	(200)	(202)	(183)
Less Payments			
Closing Balance	(200)	(202)	(183)
NC086 Kgatelopele (Low)			
Opening Balance		(134)	(124)
Plus Receipts	(134)	10	4
SubTotal	(134)	(124)	(121)
Less Payments			
Closing Balance	(134)	(124)	(121)
NC087 Dawid Kruiper (Medium)			
Opening Balance		17 520	(13)
Plus Receipts	17 520	(17 533)	(77)
SubTotal	17 520	(13)	(91)
Less Payments			
Closing Balance	17 520	(13)	(91)
DC8 Z F Mgcawu (Medium)			
Opening Balance		42	42
Plus Receipts	42		
SubTotal	42	42	42
Less Payments			
Closing Balance	42	42	42
NC091 Sol Plaatje (High)			
Opening Balance		38 698	(644)
Plus Receipts	38 698	(39 342)	106
SubTotal	38 698	(644)	(539)
Less Payments			
Closing Balance	38 698	(644)	(539)
NC092 Dikgatlong (Low)			
Opening Balance		(50)	(43)
Plus Receipts	(50)	7	(3)
SubTotal	(50)	(43)	(46)
Less Payments			
Closing Balance	(50)	(43)	(46)
NC093 Magareng (Low)			
Opening Balance		1 180	(93)
Plus Receipts	1 180	(1 273)	(9)
SubTotal	1 180	(93)	(102)
Less Payments			
Closing Balance	1 180	(93)	(102)
NC094 Phokwane (Medium)			





Cash Flow Summary for Financial Year End : 2022

R thousand	July	Aug	Sept
Opening Balance		895	111
Plus Receipts	895	(784)	
SubTotal	895	111	111
Less Payments			
Closing Balance	895	111	111

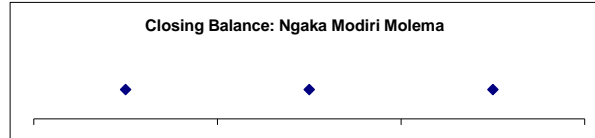
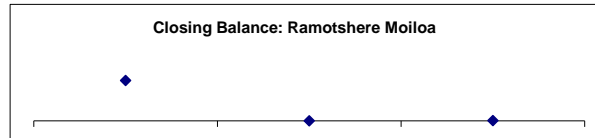
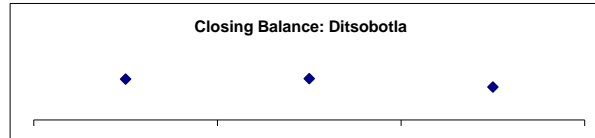
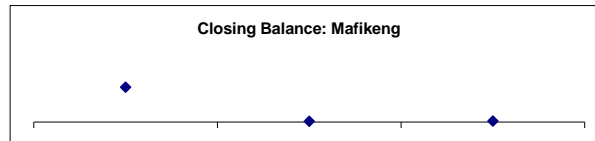



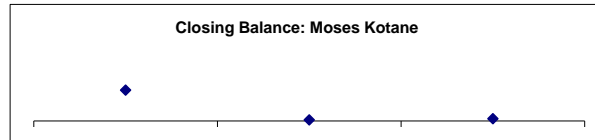

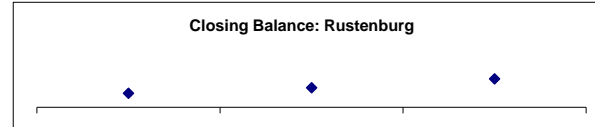


DC9 Frances Baard (Medium)

Opening Balance		(7 531)	528
Plus Receipts	(7 531)	8 058	
SubTotal	(7 531)	528	528
Less Payments			
Closing Balance	(7 531)	528	528



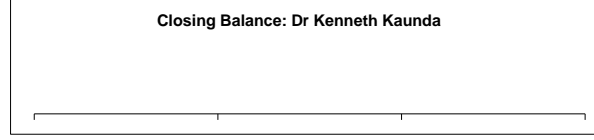
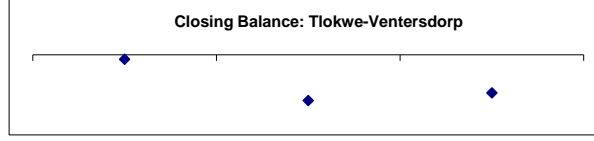



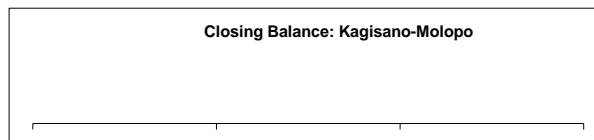
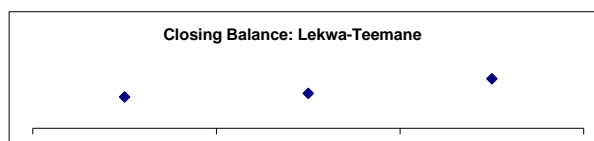
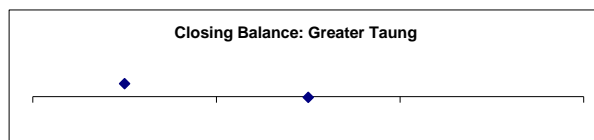
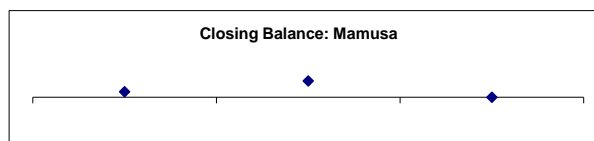
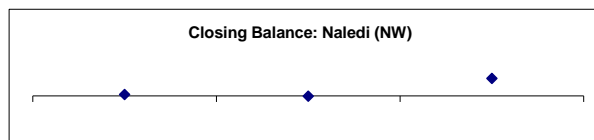
Cash Flow Summary for Financial Year End : 2022

R thousand	July	Aug	Sept
NW NORTH WEST			
NW371 Moretele (Low)			
Opening Balance			
Plus Receipts			
SubTotal			
Less Payments			
Closing Balance			
NW372 Madibeng (High)			
Opening Balance		4 802	36 207
Plus Receipts	4 802	31 404	(4 925)
SubTotal	4 802	36 207	31 282
Less Payments			
Closing Balance	4 802	36 207	31 282
NW373 Rustenburg (High)			
Opening Balance		4 577	4 815
Plus Receipts	4 577	237	364
SubTotal	4 577	4 815	5 179
Less Payments			
Closing Balance	4 577	4 815	5 179
NW374 Kgetlengrivier (Low)			
Opening Balance		22	(307)
Plus Receipts	22	(330)	(65)
SubTotal	22	(307)	(372)
Less Payments			
Closing Balance	22	(307)	(372)
NW375 Moses Kotane (Medium)			
Opening Balance		26	1
Plus Receipts	26	(25)	1
SubTotal	26	1	2
Less Payments			
Closing Balance	26	1	2
DC37 Bojanala Platinum (High)			
Opening Balance			
Plus Receipts			
SubTotal			
Less Payments			
Closing Balance			
NW381 Ratlou (Low)			
Opening Balance		29	24
Plus Receipts	29	(5)	
SubTotal	29	24	24
Less Payments			
Closing Balance	29	24	24
NW382 Tswaing (Low)			
Opening Balance		(699)	(52)
Plus Receipts	(699)	647	
SubTotal	(699)	(52)	(52)
Less Payments			
Closing Balance	(699)	(52)	(52)
NW383 Mafikeng (Low)			
Opening Balance		11 662	237
Plus Receipts	11 662	(11 425)	150
SubTotal	11 662	237	387
Less Payments			
Closing Balance	11 662	237	387
NW384 Ditsobotla (Low)			
Opening Balance		9 018	9 019
Plus Receipts	9 018	1	(14)
SubTotal	9 018	9 019	9 005
Less Payments			
Closing Balance	9 018	9 019	9 005
NW385 Ramotshere Moiloa (Low)			
Opening Balance		3 371	3
Plus Receipts	3 371	(3 367)	9
SubTotal	3 371	3	13
Less Payments			
Closing Balance	3 371	3	13
DC38 Ngaka Modiri Molema (Low)			
Opening Balance		25	25
Plus Receipts	25		
SubTotal	25	25	25
Less Payments			
Closing Balance	25	25	25



Cash Flow Summary for Financial Year End : 2022

R thousand	July	Aug	Sept
NW392 Naledi (NW) (Low)			
Opening Balance		44	(12)
Plus Receipts	44	(56)	594
SubTotal	44	(12)	582
Less Payments			
Closing Balance	44	(12)	582
NW393 Mamusa (Medium)			
Opening Balance		919	2 742
Plus Receipts	919	1 823	(2 743)
SubTotal	919	2 742	(0)
Less Payments			
Closing Balance	919	2 742	(0)
NW394 Greater Taung (Medium)			
Opening Balance		439	(22)
Plus Receipts	439	(461)	22
SubTotal	439	(22)	
Less Payments			
Closing Balance	439	(22)	
NW396 Lekwa-Teemane (Low)			
Opening Balance		928	928
Plus Receipts	928		1
SubTotal	928	928	929
Less Payments			
Closing Balance	928	928	929
NW397 Kagisano-Molopo (Low)			
Opening Balance			
Plus Receipts			
SubTotal			
Less Payments			
Closing Balance			
DC39 Dr Ruth Segomotsi Mompoti (Medium)			
Opening Balance			
Plus Receipts			
SubTotal			
Less Payments			
Closing Balance			
NW403 City of Matlosana (High)			
Opening Balance		54 179	(7 322)
Plus Receipts	54 179	(61 501)	(456)
SubTotal	54 179	(7 322)	(7 778)
Less Payments			
Closing Balance	54 179	(7 322)	(7 778)
NW404 Maquassi Hills (Medium)			
Opening Balance		11 120	10 010
Plus Receipts	11 120	(1 109)	(15)
SubTotal	11 120	10 010	9 996
Less Payments			
Closing Balance	11 120	10 010	9 996
NW405 J B Marks (High)			
Opening Balance		(72)	(766)
Plus Receipts	(72)	(694)	129
SubTotal	(72)	(766)	(637)
Less Payments			
Closing Balance	(72)	(766)	(637)
DC40 Dr Kenneth Kaunda (Medium)			
Opening Balance			
Plus Receipts			
SubTotal			
Less Payments			
Closing Balance			




Cash Flow Summary for Financial Year End : 2022

R thousand July Aug Sept

WC WESTERN CAPE

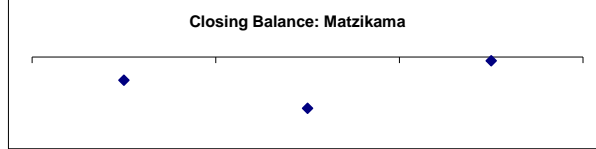
CPT Cape Town (High)

Opening Balance	11 032 156	11 232 267	17 242 671
Plus Receipts	5 458 550	9 504 970	4 929 722
SubTotal	16 490 706	20 737 237	22 172 393
Less Payments	(5 258 439)	(3 494 566)	(3 731 673)
Closing Balance	11 232 267	17 242 671	18 440 720




WC011 Matzikama (Medium)

Opening Balance		(328)	(720)
Plus Receipts	(328)	(393)	667
SubTotal	(328)	(720)	(53)
Less Payments			
Closing Balance	(328)	(720)	(53)



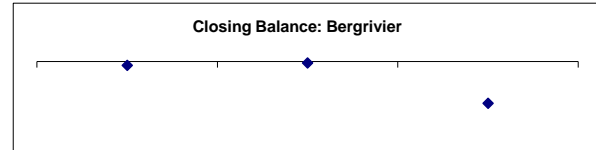
WC012 Cederberg (Low)

Opening Balance	7 843	69 005	86 018
Plus Receipts	61 819	19 589	19 118
SubTotal	69 662	88 593	105 136
Less Payments	(2 565)	(2 574)	(367)
Closing Balance	67 097	86 019	104 769



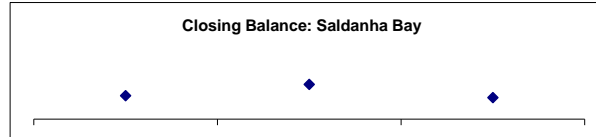
WC013 Bergrivier (Medium)

Opening Balance	(23)	(1 109)	(425)
Plus Receipts	(1 081)	690	29 517
SubTotal	(1 104)	(419)	29 092
Less Payments			(41 309)
Closing Balance	(1 104)	(419)	(12 216)




WC014 Saldanha Bay (High)

Opening Balance	664 923	655 808	663 273
Plus Receipts	168 777	112 608	110 018
SubTotal	833 700	768 415	773 291
Less Payments	(177 893)	(105 142)	(118 813)
Closing Balance	655 808	663 273	654 478




WC015 Swartland (Medium)

Opening Balance		15 405	46
Plus Receipts	15 405	(15 358)	(21)
SubTotal	15 405	46	26
Less Payments			
Closing Balance	15 405	46	26



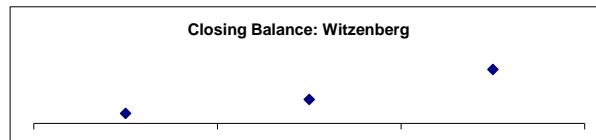
DC1 West Coast (Medium)

Opening Balance		(750)	(750)
Plus Receipts	(750)		
SubTotal	(750)	(750)	(750)
Less Payments			
Closing Balance	(750)	(750)	(750)



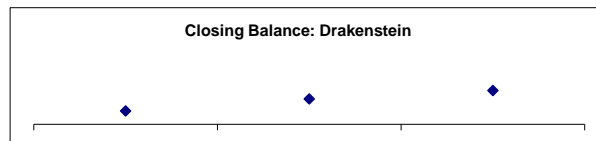
WC022 Witzenberg (Low)

Opening Balance		17	40
Plus Receipts	17	23	50
SubTotal	17	40	90
Less Payments			
Closing Balance	17	40	90



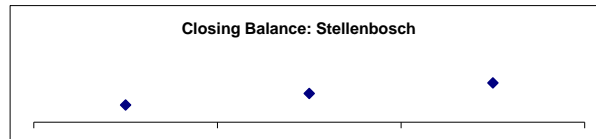
WC023 Drakenstein (High)

Opening Balance	138 742	441 481	847 965
Plus Receipts	596 244	454 768	502 173
SubTotal	734 986	896 249	1 350 138
Less Payments	(293 505)	(48 284)	(219 488)
Closing Balance	441 481	847 965	1 130 650




WC024 Stellenbosch (High)

Opening Balance		289 385	482 082
Plus Receipts	289 233	192 045	173 761
SubTotal	289 233	481 430	655 843
Less Payments	153	652	297
Closing Balance	289 385	482 082	656 140



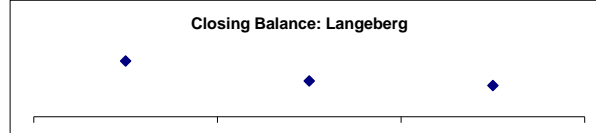
WC025 Breede Valley (High)

Opening Balance		67 773	6 883
Plus Receipts	136 786	56 747	48 829
SubTotal	136 786	124 521	55 711
Less Payments	(69 013)	(117 638)	(107 417)
Closing Balance	67 773	6 883	(51 706)



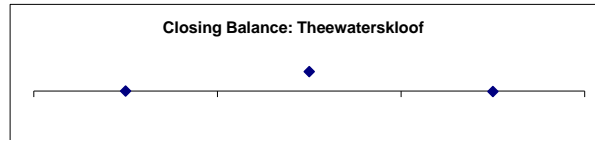
WC026 Langeberg (Medium)

Opening Balance	274 354	293 307	260 100
Plus Receipts	103 331	47 624	64 797
SubTotal	377 685	340 931	324 897
Less Payments	(84 314)	(80 766)	(72 590)
Closing Balance	293 372	260 165	252 308




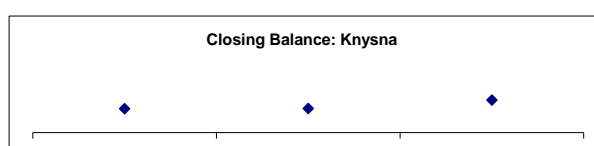

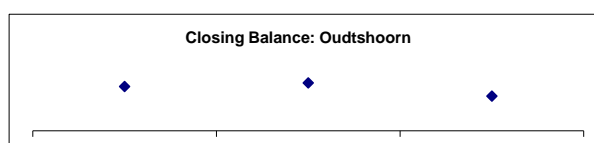
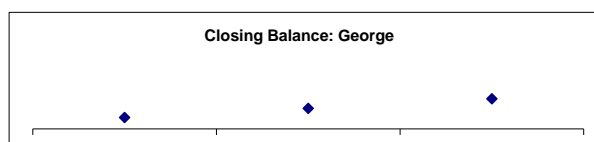
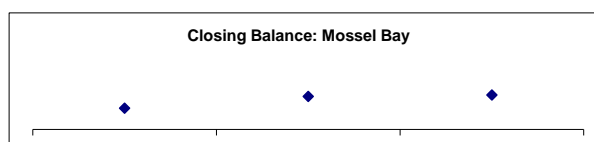
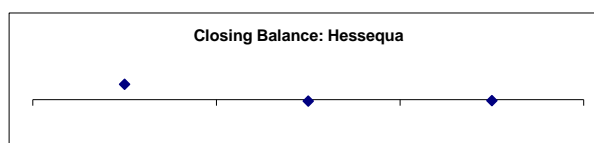
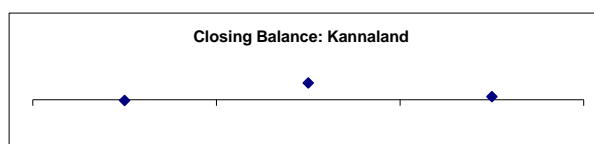
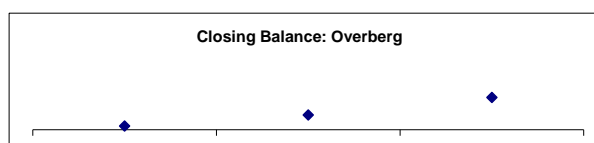

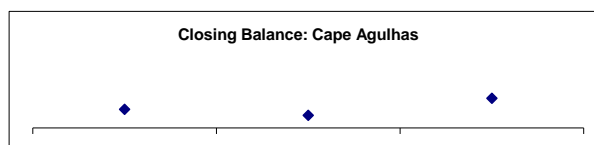
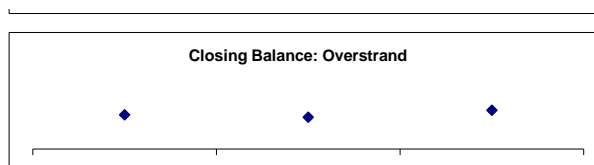
Cash Flow Summary for Financial Year End : 2022

R thousand	July	Aug	Sept
DC2 Cape Winelands DM (Medium)			
Opening Balance			
Plus Receipts			
SubTotal			
Less Payments			
Closing Balance			
WC031 Theewaterskloof (Medium)			
Opening Balance		3	3 260
Plus Receipts	3	3 258	(3 355)
SubTotal	3	3 260	(95)
Less Payments			
Closing Balance	3	3 260	(95)



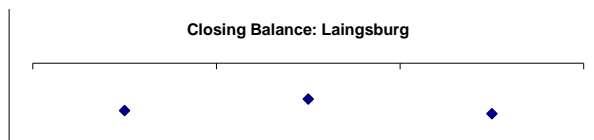
Cash Flow Summary for Financial Year End : 2022

R thousand	July	Aug	Sept
WC032 Overstrand (High)			
Opening Balance		2 862	2 664
Plus Receipts	2 862	(236)	566
SubTotal	2 862	2 626	3 230
Less Payments		37	16
Closing Balance	2 862	2 664	3 246
WC033 Cape Agulhas (Low)			
Opening Balance		16	11
Plus Receipts	16	(5)	14
SubTotal	16	11	25
Less Payments			
Closing Balance	16	11	25
WC034 Swellendam (Low)			
Opening Balance		17 415	64 453
Plus Receipts	17 415	37 620	19 383
SubTotal	17 415	55 035	83 837
Less Payments		9 418	8 987
Closing Balance	17 415	64 453	92 824
DC3 Overberg (Medium)			
Opening Balance		3 004	12 372
Plus Receipts	3 004	9 368	14 695
SubTotal	3 004	12 372	27 067
Less Payments			
Closing Balance	3 004	12 372	27 067
WC041 Kannaland (Medium)			
Opening Balance		(2)	57
Plus Receipts	(2)	59	(46)
SubTotal	(2)	57	11
Less Payments			
Closing Balance	(2)	57	11
WC042 Hessequa (Medium)			
Opening Balance		10 246	(983)
Plus Receipts	10 246	(11 229)	327
SubTotal	10 246	(983)	(657)
Less Payments			
Closing Balance	10 246	(983)	(657)
WC043 Mossel Bay (High)			
Opening Balance	533 816	541 778	620 228
Plus Receipts	7 961	78 451	10 756
SubTotal	541 778	620 228	630 985
Less Payments			
Closing Balance	541 778	620 228	630 985
WC044 George (High)			
Opening Balance		190 403	342 990
Plus Receipts	306 602	163 543	212 838
SubTotal	306 602	353 947	555 828
Less Payments	(116 199)	(10 957)	(50 900)
Closing Balance	190 403	342 990	504 928
WC045 Oudtshoorn (Medium)			
Opening Balance	156 505	129 870	116 684
Plus Receipts	107 014	50 287	54 681
SubTotal	263 519	180 157	171 365
Less Payments	(133 896)	(48 155)	(48 127)
Closing Balance	129 622	132 002	123 237
WC047 Bitou (Medium)			
Opening Balance		58	38
Plus Receipts	58	(20)	(1)
SubTotal	58	38	37
Less Payments			
Closing Balance	58	38	37
WC048 Knysna (Medium)			
Opening Balance	42 330	80 138	81 204
Plus Receipts	87 374	48 860	75 183
SubTotal	129 704	128 999	156 387
Less Payments	(49 566)	(47 795)	(47 319)
Closing Balance	80 138	81 204	109 068
DC4 Garden Route (Medium)			
Opening Balance		15 522	15 948
Plus Receipts	22	426	674
SubTotal	22	15 948	16 622
Less Payments			
Closing Balance	22	15 948	16 622
WC051 Laingsburg (Medium)			



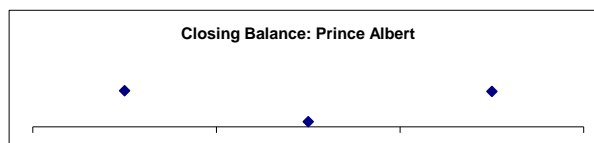
Cash Flow Summary for Financial Year End : 2022

R thousand	July	Aug	Sept
Opening Balance		(56)	(52)
Plus Receipts	(56)	4	(5)
SubTotal	(56)	(52)	(57)
Less Payments			
Closing Balance	(56)	(52)	(57)




WC052 Prince Albert (Medium)

Opening Balance		6	1
Plus Receipts	6	(5)	5
SubTotal	6	1	6
Less Payments			
Closing Balance	6	1	6



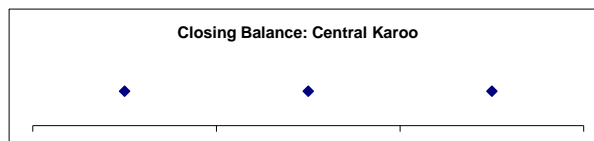
WC053 Beaufort West (Medium)

Opening Balance		(16 143)	7 993
Plus Receipts	(16 143)	24 136	(7 845)
SubTotal	(16 143)	7 993	148
Less Payments			
Closing Balance	(16 143)	7 993	148



DC5 Central Karoo (Medium)

Opening Balance		576	576
Plus Receipts	576		
SubTotal	576	576	576
Less Payments			
Closing Balance	576	576	576



Source: National Treasury Local Government Database