
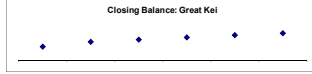






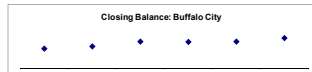



Cash Flow Summary for Financial Year End : 2021

R thousand	July	Aug	Sept	Oct	Nov	Dec
EC EASTERN CAPE						
BUF Buffalo City (High)						
Opening Balance	1 144 739	1 517 465	1 474 294	2 045 202	2 022 361	2 037 596
Plus Receipts	930 063	839 070	1 096 742	993 789	661 401	1 118 133
SubTotal	2 074 802	2 356 535	2 771 036	2 638 991	2 683 762	3 155 729
Less Payments	558 005	482 241	725 833	616 630	646 166	845 078
Closing Balance	1 516 796	1 674 294	2 045 202	2 022 361	2 037 596	2 310 651
NMA Nelson Mandela Bay (High)						
Opening Balance		-8 999	-121 125	-8 614	-8 530	-14 102
Plus Receipts	-8 999	-112 127	112 511	84	-5 572	5 069
SubTotal	-8 999	-121 125	-8 614	-8 530	-14 102	-9 032
Less Payments						
Closing Balance	-8 999	-121 125	-8 614	-8 530	-14 102	-9 032
EC101 Dr Beyers Naude (Low)						
Opening Balance		58 939	-62 552	-62 556	-62 411	-62 569
Plus Receipts	58 939	-3 613	-4	145	158	85
SubTotal	58 939	42 552	-62 556	-62 411	-62 569	-62 484
Less Payments						
Closing Balance	58 939	42 552	-62 556	-62 411	-62 569	-62 484
EC102 Blue Crane Route (Low)						
Opening Balance		-2		24	-11	8
Plus Receipts	-2	2	24	-35	19	-6
SubTotal	-2	2	24	-11	8	2
Less Payments						
Closing Balance	-2	2	24	-11	8	2
EC104 Makana (Medium)						
Opening Balance		1 627	4	-25	-135	-122
Plus Receipts	1 627	-1 623	-28	-111	14	129
SubTotal	1 627	4	-25	-135	-122	8
Less Payments						
Closing Balance	1 627	4	-25	-135	-122	8
EC105 Ndlambe (Low)						
Opening Balance		2 367	12	22	14	20
Plus Receipts	2 367	-2 355	10	-8	6	-9
SubTotal	2 367	12	22	14	20	10
Less Payments						
Closing Balance	2 367	12	22	14	20	10
EC106 Sundays River Valley (Medium)						
Opening Balance		157	-7	-7	-7	-7
Plus Receipts	157	-165				
SubTotal	157	-7	-7	-7	-7	-7
Less Payments						
Closing Balance	157	-7	-7	-7	-7	-7
EC108 Kouga (Medium)						
Opening Balance		303	259	358	259	392
Plus Receipts	303	-44	99	99	134	-187
SubTotal	303	259	358	259	392	205
Less Payments						
Closing Balance	303	259	358	259	392	205
EC109 Kou-Kamma (Medium)						
Opening Balance		-8	-6	-6	-6	-5
Plus Receipts	-8	1	1	1	1	-5
SubTotal	-8	-6	-6	-6	-5	-9
Less Payments						
Closing Balance	-8	-6	-6	-6	-5	-9
DC10 Sarah Baartman (Medium)						
Opening Balance	209 938	212 003	211 659	211 321	210 996	209 549
Plus Receipts	50					
SubTotal	209 987	212 003	211 659	211 321	210 996	209 549
Less Payments	2 016	-344	-338	-325	-1 447	-478
Closing Balance	212 003	211 659	211 321	210 996	209 549	209 071
EC121 Mhashe (Low)						
Opening Balance						
Plus Receipts						
SubTotal						
Less Payments						
Closing Balance						
EC122 Mquma (Medium)						
Opening Balance	127 689	245 772	238 695	253 617	244 737	223 104
Plus Receipts	136 272	15 285	42 788	19 676	11 681	123 518
SubTotal	263 960	261 057	281 484	273 293	256 418	346 622
Less Payments	20 188	-22 361	-27 867	-28 556	-33 314	-25 726
Closing Balance	245 772	238 695	253 617	244 737	223 104	320 896
EC123 Great Kei (Low)						
Opening Balance		26 138	35 106	39 532	43 471	47 738
Plus Receipts	26 140	8 967	4 432	3 941	4 347	3 815
SubTotal	26 140	35 106	39 538	43 473	47 817	51 553
Less Payments	-4		-5	-3	-79	-500
Closing Balance	26 138	35 106	39 532	43 471	47 738	51 053
EC124 Amahlathi (Low)						
Opening Balance		-121	-121	-121	-121	-121
Plus Receipts	-121					
SubTotal	-121	-121	-121	-121	-121	-121
Less Payments						
Closing Balance	-121	-121	-121	-121	-121	-121
EC126 Ngqushwa (Medium)						
Opening Balance			-46	-46	286	286
Plus Receipts						
SubTotal			-46	-46	286	286
Less Payments				332		44
Closing Balance			-46	286	286	330
EC129 Raymond Mhlaba (Low)						
Opening Balance		-206	-103	-716	-120	-171
Plus Receipts	-206	102	613	596	-51	-24
SubTotal	-206	-103	-716	-120	-171	-195
Less Payments						
Closing Balance	-206	-103	-716	-120	-171	-195



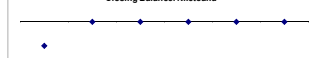
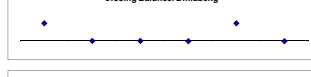
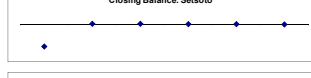





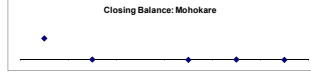


Cash Flow Summary for Financial Year End : 2021

R thousand	July	Aug	Sept	Oct	Nov	Dec
DC12 Amathole (High)						
Opening Balance						
Plus Receipts						
Sub Total						
Less Payments						
Closing Balance						
EC131 Inxuba Yethemba (Low)						
Opening Balance		95	-103	-95	-91	-101
Plus Receipts	-95	-9	8	5	4	-5
Sub Total	-95	-103	-95	-91	-101	-107
Less Payments						
Closing Balance	-95	-103	-95	-91	-101	-107
EC135 Intsika Yethu (Low)						
Opening Balance			7	2	7	
Plus Receipts	7	-5	5	5	-7	
Sub Total	7	2	7	7	-7	
Less Payments						
Closing Balance	7	2	7	7	-7	
EC136 Emalahleni (EC) (Low)						
Opening Balance		-4		-2	-5	1
Plus Receipts	-4	4	-2	-3	6	-1
Sub Total	-4	4	-2	-5	1	
Less Payments						
Closing Balance	-4	2	-5	1		
EC137 Engcobo (Medium)						
Opening Balance						
Plus Receipts						
Sub Total						
Less Payments						
Closing Balance						
EC138 Sakhisizwe (Low)						
Opening Balance		-69	-70	-70	-65	-61
Plus Receipts	-69	-2	1	5	4	-9
Sub Total	-69	-70	-70	-65	-61	-70
Less Payments						
Closing Balance	-69	-70	-70	-65	-61	-70
EC139 Enoch Mqijima (Medium)						
Opening Balance		9 642	-810	664	-847	-854
Plus Receipts	9 642	-10 452	145	-182	-7	
Sub Total	9 642	-810	-664	847	-854	-854
Less Payments						
Closing Balance	9 642	-810	-664	847	-854	-854
DC13 Chris Hani (Medium)						
Opening Balance		280	-32	-31	-26	-22
Plus Receipts	280	-313	2	5	4	-10
Sub Total	280	-32	-31	-26	-22	-32
Less Payments						
Closing Balance	280	-32	-31	-26	-22	-32
EC141 Elundini (Low)						
Opening Balance		459	169	6	10	7
Plus Receipts	459	-290	-163	4	-3	
Sub Total	459	169	6	10	7	7
Less Payments						
Closing Balance	459	169	6	10	7	7
EC142 Senqu (Medium)						
Opening Balance		-6	7	-4	-3	7
Plus Receipts	-6	12	-11	2	10	1 757
Sub Total	-6	7	-4	-3	7	1 765
Less Payments						
Closing Balance	-6	7	-4	-3	7	1 765
EC145 Walter Sisulu (Low)						
Opening Balance		-193	-203	-219	-199	-182
Plus Receipts	-193	-9	-16	20	17	-9
Sub Total	-193	-203	-219	-199	-182	-191
Less Payments						
Closing Balance	-193	-203	-219	-199	-182	-191
DC14 Joe Gqabi (High)						
Opening Balance		241	241	241	241	241
Plus Receipts	241					
Sub Total	241	241	241	241	241	241
Less Payments						
Closing Balance	241	241	241	241	241	241
EC153 Ngquza Hills (Low)						
Opening Balance						
Plus Receipts						
Sub Total						
Less Payments						
Closing Balance						
EC154 Port St Johns (Medium)						
Opening Balance		56	-5	-5	-5	-5
Plus Receipts	56	41				
Sub Total	56	5	-5	-5	-5	-5
Less Payments						
Closing Balance	56	5	-5	-5	-5	-5
EC155 Nyandeni (Low)						
Opening Balance	236 435	97 273	57 996	29 023	-18 507	-49 099
Plus Receipts						
Sub Total	236 434	97 273	57 996	29 023	-18 507	-49 099
Less Payments	-167 486	-53 421	-28 973	-50 117	-30 592	-33 684
Closing Balance	68 948	43 852	29 023	-21 093	-49 099	-82 784
EC156 Mhlonito (Low)						
Opening Balance						
Plus Receipts						
Sub Total						
Less Payments						
Closing Balance						
EC157 King Sabata Dalindyebo (High)						
Opening Balance		21 419	-3 017	-2 308	-2 979	-2 861
Plus Receipts	21 419	-24 436	709	-671	118	-134
Sub Total	21 419	-3 017	-2 308	-2 979	-2 861	-2 995
Less Payments						
Closing Balance	21 419	-3 017	-2 308	-2 979	-2 861	-2 995
DC15 O R Tambo (High)						
Opening Balance		-1 253	-301	-338	-326	-274
Plus Receipts	-1 253	961	-37	12	52	-45
Sub Total	-1 253	-301	-338	-326	-274	-319
Less Payments						
Closing Balance	-1 253	-301	-338	-326	-274	-319
EC441 Matatiele (Medium)						
Opening Balance		1 497	5	1	27	-1
Plus Receipts	1 497	-1 492	-5	26	-28	16
Sub Total	1 497	5	1	27	-1	14
Less Payments						
Closing Balance	1 497	5	1	27	-1	14
EC442 Umzimvubu (Medium)						
Opening Balance		128	5	-1	9	9
Plus Receipts	128	-124	-5	1	9	-5
Sub Total	128	5	-1	9	9	4
Less Payments						
Closing Balance	128	5	-1	9	9	4
EC443 Winnie Madikizela-Mandela (Medium)						
Opening Balance		455		1	100 002	100 002
Plus Receipts	455	-455				-200 001
Sub Total	455				100 002	-99 999
Less Payments						
Closing Balance	455				100 002	-99 999
EC444 Ntambakulu (Low)						
Opening Balance			500		-7	-71
Plus Receipts		500	500	-7	-44	68
Sub Total		500	500	-7	-71	-4
Less Payments						
Closing Balance		500	500	-7	-71	-4
DC44 Alfred Nzo (Medium)						
Opening Balance						
Plus Receipts						
Sub Total						
Less Payments						
Closing Balance						




Cash Flow Summary for Financial Year End : 2021

R thousand	July	Aug	Sept	Oct	Nov	Dec
FS FREE STATE						
MANI Mangungu (High)						
Opening Balance	168 558	168 558	-20 635	-3 092	-6 451	-4 452
Plus Receipts	168 558	-189 193	17 543	-3 359	1 999	432
Sub Total	168 558	-20 635	-3 092	-6 451	-4 452	-4 020
Less Payments						
Closing Balance	168 558	-20 635	-3 092	-6 451	-4 452	-4 020
FS161 Letsameg (Medium)						
Opening Balance	4	4	-3		2	-8
Plus Receipts	-4	2	3	-3	-6	1
Sub Total	4	-3		-2	-8	-7
Less Payments						
Closing Balance	-4	-3		-2	-8	-7
FS162 Kopanong (Medium)						
Opening Balance		-271	-271	-271	-271	-271
Plus Receipts	-271	-271	-271	-271	-271	-271
Sub Total	-271	-271	-271	-271	-271	-271
Less Payments						
Closing Balance	-271	-271	-271	-271	-271	-271
FS163 Mohokare (Low)						
Opening Balance		409	3		1	4
Plus Receipts	409	-405	-3	1	2	-1
Sub Total	409	3		1	4	3
Less Payments						
Closing Balance	409	3		1	4	3
DC16 Xhariep (Low)						
Opening Balance						
Plus Receipts						
Sub Total						
Less Payments						
Closing Balance						
FS181 Masilonyana (Low)						
Opening Balance		-71	-77	-83	-92	-84
Plus Receipts	-71	-6	-4	-8	8	-3
Sub Total	-71	-77	-83	-92	-84	-87
Less Payments						
Closing Balance	-71	-77	-83	-92	-84	-87
FS182 Tokologo (Low)						
Opening Balance	-39	-39	-39	-39	-39	-39
Plus Receipts						
Sub Total	-39	-39	-39	-39	-39	-39
Less Payments						
Closing Balance	-39	-39	-39	-39	-39	-39
FS183 Tswelopele (Medium)						
Opening Balance		564	-174	38	19	4
Plus Receipts	564	-738	212	-19	-15	-3
Sub Total	564	-174	38	19	4	1
Less Payments						
Closing Balance	564	-174	38	19	4	1
FS184 Matjhabeng (High)						
Opening Balance		12 928	-6 757	-6 887	-6 925	-6 805
Plus Receipts	12 928	-19 684	-131	-37	120	-81
Sub Total	12 928	-6 757	-6 887	-6 925	-6 805	-6 885
Less Payments						
Closing Balance	12 928	-6 757	-6 887	-6 925	-6 805	-6 885
FS185 Nala (Medium)						
Opening Balance		82		25	49	12
Plus Receipts	82	82	25	24	-37	8
Sub Total	82	82	25	49	12	20
Less Payments						
Closing Balance	82	82	25	49	12	20
DC18 Lejweleputswa (Low)						
Opening Balance		59 239	60 543	60 548	61 180	61 205
Plus Receipts	59 239	1 365	5	632	25	45 875
Sub Total	59 239	60 543	60 548	61 180	61 205	107 080
Less Payments						
Closing Balance	59 239	60 543	60 548	61 180	61 205	107 080
FS191 Setsoto (Medium)						
Opening Balance		-422	9	9	3	-1
Plus Receipts	-422	431		-6	-4	-1
Sub Total	-422	9	9	3	-1	-3
Less Payments						
Closing Balance	-422	9	9	3	-1	-3
FS192 Dihlabeng (Medium)						
Opening Balance		10 850	-177	-170	-230	10 862
Plus Receipts	10 850	-11 028	7	59	11 092	-11 151
Sub Total	10 850	-177	-170	-230	10 862	-289
Less Payments						
Closing Balance	10 850	-177	-170	-230	10 862	-289
FS193 Nketoana (Medium)						
Opening Balance		-223 904	-5	17	25	23
Plus Receipts	-223 904	223 898	23	8	-2	-26
Sub Total	-223 904	-5	17	25	23	-3
Less Payments						
Closing Balance	-223 904	-5	17	25	23	-3




Cash Flow Summary for Financial Year End : 2021

R thousand	July	Aug	Sept	Oct	Nov	Dec
FS194 Maluti-a-Phofung (High)						
Opening Balance	165 009	506 129	548 330	427 907	-241 457	-261 511
Plus Receipts	369 296	7 590	43 196	59 094	80 179	-24 987
SubTotal	534 305	513 719	611 516	487 000	-161 278	-286 498
Less Payments	-28 176	20 835	-10 834	-901 227	-100 234	-70 649
Closing Balance	506 129	534 553	600 682	-420 227	-261 511	-357 148



FS195 Phumelela (Low)						
Opening Balance		7		3	2	4
Plus Receipts	7	-7	3		2	-3
SubTotal	7		3		2	4
Less Payments						1
Closing Balance	7		3		2	4




FS196 Mantsopa (Medium)						
Opening Balance		-131	-133	-125	-133	-121
Plus Receipts	-131	-2	8	-8	12	17
SubTotal	-131	-133	-125	-133	-121	-104
Less Payments						
Closing Balance	-131	-133	-125	-133	-121	-104




DC19 Thabo Mofutsanyana (Low)						
Opening Balance						
Plus Receipts						
SubTotal						
Less Payments						
Closing Balance						



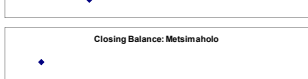
FS201 Mqohaka (High)						
Opening Balance		-980	7 704	-977	-956	-976
Plus Receipts	-980	8 684	-8 681	21	-20	-16
SubTotal	-980	7 704	-977	-956	-976	-992
Less Payments						
Closing Balance	-980	7 704	-977	-956	-976	-992



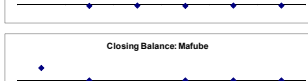
FS203 Ngwathe (Medium)						
Opening Balance		4 640	-5 593	4 630	-477	-480
Plus Receipts	4 640	-10 234	10 223	-5 107	-2	-2
SubTotal	4 640	-5 593	4 630	-477	-480	-482
Less Payments						
Closing Balance	4 640	-5 593	4 630	-477	-480	-482



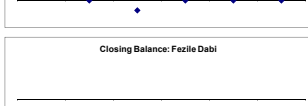
FS204 Metsimaholo (High)						
Opening Balance		24 819	-2 255	-1 906	-2 276	-2 026
Plus Receipts	24 819	-27 074	349	-370	250	-73
SubTotal	24 819	-2 255	-1 906	-2 276	-2 026	-2 099
Less Payments						
Closing Balance	24 819	-2 255	-1 906	-2 276	-2 026	-2 099




FS205 Mafube (Medium)						
Opening Balance		1 563	-2	-1 224	-8	-7
Plus Receipts	1 563	-1 565	-1 222	1 216	1	1
SubTotal	1 563	-2	-1 224	-8	-7	-6
Less Payments						
Closing Balance	1 563	-2	-1 224	-8	-7	-6



DC20 Fezile Dabi (Low)						
Opening Balance						
Plus Receipts						
SubTotal						
Less Payments						
Closing Balance						




GT GAUTENG						
EKU City of Ekurhuleni (High)						
Opening Balance		-1 294 867	1 461 315	48 452	33 136	21 899
Plus Receipts	-1 294 867	2 756 182	-1 412 863	-15 317	-11 237	-85 470
SubTotal	-1 294 867	1 461 315	48 452	33 136	21 899	-63 571
Less Payments						
Closing Balance	-1 294 867	1 461 315	48 452	33 136	21 899	-63 571




JHB City of Johannesburg (High)						
Opening Balance		195 363	95 725	83 364	112 035	109 420
Plus Receipts	195 363	99 436	-12 361	28 671	-2 614	55 975
SubTotal	195 363	95 725	83 364	112 035	109 420	53 445
Less Payments						
Closing Balance	195 363	95 725	83 364	112 035	109 420	53 445



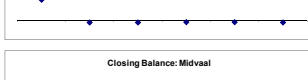
TSH City of Tshwane (High)						
Opening Balance		7 146	-368 770	-10 309	287 224	-16 471
Plus Receipts	7 146	-375 916	388 461	297 533	-303 695	19 103
SubTotal	7 146	-368 770	-10 309	287 224	-16 471	2 632
Less Payments						
Closing Balance	7 146	-368 770	-10 309	287 224	-16 471	2 632




GT421 Emfuleni (High)						
Opening Balance		52 667	-4 408	-4 110	-3 920	-3 871
Plus Receipts	52 667	-57 075	298	190	49	-417
SubTotal	52 667	-4 408	-4 110	-3 920	-3 871	-4 288
Less Payments						
Closing Balance	52 667	-4 408	-4 110	-3 920	-3 871	-4 288



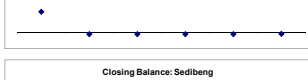
GT422 Midvaal (Medium)						
Opening Balance		451 305	562 011	516 330	497 784	569 093
Plus Receipts	106 880	78 020	88 195	510 780	146 865	92 991
SubTotal	558 186	640 031	604 526	1 008 565	715 957	614 231
Less Payments	3 826	-123 701	-106 741	-439 472	-194 717	-90 197
Closing Balance	562 012	516 330	497 784	569 093	521 240	524 035



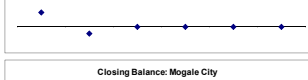
GT423 Lesedi (Medium)						
Opening Balance		19 536	-1 506	-1 514	-1 517	-1 465
Plus Receipts	19 536	-21 043	-7	-3	52	79
SubTotal	19 536	-1 506	-1 514	-1 517	-1 465	-1 386
Less Payments						
Closing Balance	19 536	-1 506	-1 514	-1 517	-1 465	-1 386



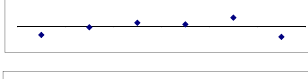
DC42 Sedibeng (Medium)						
Opening Balance		354	-182	-10	-10	-6
Plus Receipts	354	-536	172		4	-4
SubTotal	354	-182	-10	-10	-6	-10
Less Payments						
Closing Balance	354	-182	-10	-10	-6	-10



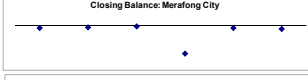
GT481 Mogale City (High)						
Opening Balance		-57 096	-7 315	21 574	11 489	53 901
Plus Receipts	-57 096	49 781	28 889	-10 085	42 412	-121 904
SubTotal	-57 096	-7 315	21 574	11 489	53 901	-68 002
Less Payments						
Closing Balance	-57 096	-7 315	21 574	11 489	53 901	-68 002



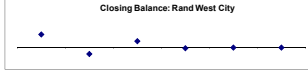
GT484 Merafong City (High)						
Opening Balance		-202	-174	-85	-2 133	-225
Plus Receipts	-202	28	88	-2 047	1 908	-69
SubTotal	-202	-174	-85	-2 133	-225	-294
Less Payments						
Closing Balance	-202	-174	-85	-2 133	-225	-294



GT485 Rand West City (High)						
Opening Balance		62 058	-29 758	30 182	-3 108	194
Plus Receipts	62 058	49 816	59 940	-33 290	3 302	-61
SubTotal	62 058	-29 758	30 182	-3 108	194	133
Less Payments						
Closing Balance	62 058	-29 758	30 182	-3 108	194	133



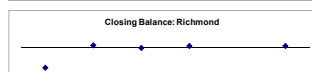











DC48 West Rand (Medium)						
Opening Balance		305	-305			
Plus Receipts						
SubTotal		305	-305			
Less Payments						
Closing Balance		305	-305			



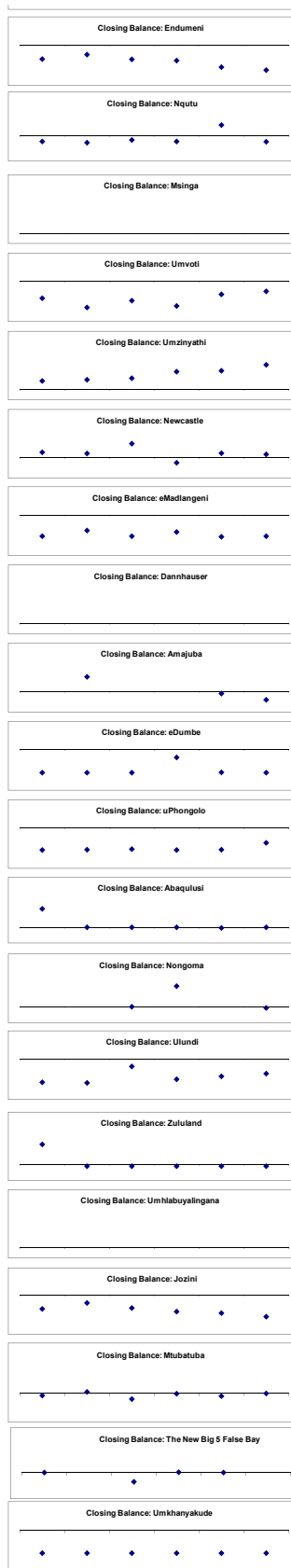
Cash Flow Summary for Financial Year End : 2021

R thousand	July	Aug	Sept	Oct	Nov	Dec
KZ KWAZULU-NATAL						
ETH eThekweni (High)						
Opening Balance		-5 554	-25 999	-84 466	-13 867	-5 467
Plus Receipts	-5 554	20 444	-58 468	70 599	8 401	93 401
SubTotal	-5 554	-25 999	-84 466	-13 867	-5 467	-98 868
Less Payments						
Closing Balance	-5 554	-25 999	-84 466	-13 867	-5 467	-98 868
KZN212 Umdoni (Medium)						
Opening Balance		4	2 459	4	22	2 430
Plus Receipts	-4	2 463	-2 456	18	2 408	-2 423
SubTotal	-4	2 459	4	22	2 430	7
Less Payments						
Closing Balance	-4	2 459	4	22	2 430	7
KZN213 Umzumbe (Low)						
Opening Balance		-3	-3	-2	-3	-4
Plus Receipts	-3	-3	-2	-3	-4	-1
SubTotal	-3	-3	-2	-3	-4	-1
Less Payments						
Closing Balance	-3	-3	-2	-3	-4	-1
KZN214 uMuzwabantu (Low)						
Opening Balance		535		3	2	-21
Plus Receipts	535	-535	3	-1	-23	23
SubTotal	535		3	2	-21	2
Less Payments						
Closing Balance	535		3	2	-21	2
KZN216 Ray Nkonyeni (High)						
Opening Balance	133 807	284 977	234 525	239 147	234 859	254 023
Plus Receipts	221 359	26 385	90 010	74 334	98 610	184 658
SubTotal	355 166	311 363	324 536	313 481	333 469	438 682
Less Payments	-55 473	-76 837	-85 389	-78 622	-79 446	-117 759
Closing Balance	299 693	234 525	239 147	234 859	254 023	320 923
DC21 Ugu (High)						
Opening Balance		141	2 691	14 124	1 586	2 487
Plus Receipts	141	2 551	11 433	-12 538	901	-1 978
SubTotal	141	2 691	14 124	1 586	2 487	509
Less Payments						
Closing Balance	141	2 691	14 124	1 586	2 487	509
KZN21 uMshwathi (Low)						
Opening Balance		-1	-2	-1	-3	
Plus Receipts	-1	-1	1	-2	3	-1
SubTotal	-1	-2	-1	-3		-1
Less Payments						
Closing Balance	-1	-2	-1	-3		-1
KZN222 uMngeni (Medium)						
Opening Balance		-2	-5	3	14	16
Plus Receipts	-2	-2	8	10	2	30
SubTotal	-2	-5	3	14	16	-14
Less Payments						
Closing Balance	-2	-5	3	14	16	-14
KZN223 Mpozana (Low)						
Opening Balance		-28	-28	-28	-28	-28
Plus Receipts	-28					3 300
SubTotal	-28	-28	-28	-28	-28	3 272
Less Payments						
Closing Balance	-28	-28	-28	-28	-28	3 272
KZN224 Impendle (Low)						
Opening Balance						
Plus Receipts						
SubTotal						
Less Payments						
Closing Balance						
KZN225 Msunduzi (High)						
Opening Balance		-7 585	-8 236	-8 315	-6 194	-7 880
Plus Receipts	-7 585	451	-79	2 121	-1 687	29 261
SubTotal	-7 585	-8 236	-8 315	-6 194	-7 880	21 380
Less Payments						
Closing Balance	-7 585	-8 236	-8 315	-6 194	-7 880	21 380
KZN226 Mkhambathini (Medium)						
Opening Balance						
Plus Receipts						
SubTotal						
Less Payments						
Closing Balance						
KZN227 Richmond (Low)						
Opening Balance		-16	2	-1	1	
Plus Receipts	-16	17	-2	2	-1	1
SubTotal	-16	2	-1	1		1
Less Payments						
Closing Balance	-16	2	-1	1		1
DC22 uMngungundlovu (Medium)						
Opening Balance		-558	-552	-553	-559	-574
Plus Receipts	558	6	-2	-5	-15	-7
SubTotal	558	-552	-553	-559	-574	-581
Less Payments						
Closing Balance	558	-552	-553	-559	-574	-581
KZN225 Okhahlamba (Low)						
Opening Balance		116	116	116	118	118
Plus Receipts	116			1		-2
SubTotal	116	116	116	118	118	116
Less Payments						
Closing Balance	116	116	116	118	118	116
KZN237 Inkosi Langalibalele (Medium)						
Opening Balance		-395	-383	-403	-395	-402
Plus Receipts	-395	12	-20	7	-7	-4
SubTotal	-395	-383	-403	-395	-402	-406
Less Payments						
Closing Balance	-395	-383	-403	-395	-402	-406
KZN238 Alfred Duma (High)						
Opening Balance	453 462	550 920	686 924	732 141	784 811	801 140
Plus Receipts	102 994	196 476	115 476	100 045	71 600	134 553
SubTotal	556 456	747 396	802 400	832 186	856 411	935 693
Less Payments	-6 818	-60 471	-70 259	-47 375	-55 271	-70 627
Closing Balance	549 638	686 924	732 141	784 811	801 140	925 066
DC23 Uthukela (Medium)						
Opening Balance		21 003	118	199	166	44
Plus Receipts	21 003	20 885	81	-33	-122	-9
SubTotal	21 003	118	199	166	44	35
Less Payments						
Closing Balance	21 003	118	199	166	44	35








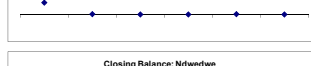
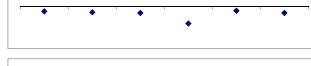
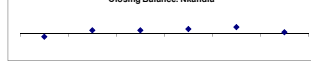


Cash Flow Summary for Financial Year End : 2021

R thousand	July	Aug	Sept	Oct	Nov	Dec
KZN241 Endumeni (Medium)						
Opening Balance		-446	-431	-447	-451	-473
Plus Receipts	446	14	15	4	22	10
Sub Total	446	-431	-447	-451	-473	-483
Less Payments						
Closing Balance	-446	-431	-447	-451	-473	-483
KZN242 Nquthu (Low)						
Opening Balance		-40	-48	-30	-40	70
Plus Receipts	-40	-8	18	-10	110	-111
Sub Total	-40	-48	-30	-40	70	-41
Less Payments						
Closing Balance	-40	-48	-30	-40	70	-41
KZN244 Msinga (Low)						
Opening Balance						
Plus Receipts						
Sub Total						
Less Payments						
Closing Balance						
KZN245 Umvoti (Medium)						
Opening Balance		-216	-222	-218	-221	-214
Plus Receipts	-216	-6	5	-4	8	2
Sub Total	-216	-222	-218	-221	-214	-212
Less Payments						
Closing Balance	-216	-222	-218	-221	-214	-212
DC24 Umzimyathi (Low)						
Opening Balance		293 979	336 032	385 854	605 022	627 116
Plus Receipts	357 355	31 519	43 848	170 402	26 915	250 795
Sub Total	357 355	325 498	379 880	556 256	631 937	877 912
Less Payments	-63 376	-10 534	-5 974	-48 766	-4 820	-45 795
Closing Balance	293 979	336 032	385 854	605 022	627 116	832 117
KZN252 Newcastle (High)						
Opening Balance		113	89	285	-95	93
Plus Receipts	113	-24	196	-380	188	-24
Sub Total	113	89	285	-95	93	70
Less Payments						
Closing Balance	113	89	285	-95	93	70
KZN253 eMdlangeni (Low)						
Opening Balance		-14	-10	-14	-11	-14
Plus Receipts	-14	4	-4	3	-3	
Sub Total	-14	-10	-14	-11	-14	-14
Less Payments						
Closing Balance	-14	-10	-14	-11	-14	-14
KZN254 Dannhauser (Low)						
Opening Balance						
Plus Receipts						
Sub Total						
Less Payments						
Closing Balance						
DC25 Amajuba (Low)						
Opening Balance			8			-1
Plus Receipts		8	-8		-1	-3
Sub Total		8			-1	-4
Less Payments						
Closing Balance		8			-1	-4
KZN261 eDumbe (Low)						
Opening Balance		-40	-40	-40	-39	-40
Plus Receipts	40				1	-1
Sub Total	-40	-40	-40	-39	-40	-40
Less Payments						
Closing Balance	-40	-40	-40	-39	-40	-40
KZN262 uPhongolo (Low)						
Opening Balance		-146	-143	-140	-146	-143
Plus Receipts	-146	3	3	-6	3	46
Sub Total	-146	-143	-140	-146	-143	-97
Less Payments						
Closing Balance	-146	-143	-140	-146	-143	-97
KZN263 Abaqulusi (Low)						
Opening Balance		16 236	18	132	49	-446
Plus Receipts	16 236	-16 218	114	84	-495	515
Sub Total	16 236	18	132	49	-446	69
Less Payments						
Closing Balance	16 236	18	132	49	-446	69
KZN265 Nongoma (Low)						
Opening Balance				-4	679	
Plus Receipts			-4	683	-679	-48
Sub Total			-4	679	-48	-48
Less Payments						
Closing Balance			-4	679	-48	-48
KZN266 Ulundi (Low)						
Opening Balance		-31	-32	-9	-27	-23
Plus Receipts	-31	-1	22	-17	4	4
Sub Total	-31	-32	-9	-27	-23	-19
Less Payments						
Closing Balance	-31	-32	-9	-27	-23	-19
DC26 Zululand (Medium)						
Opening Balance		3 324	-301	-309	-301	-301
Plus Receipts	3 324	-3 625	-8	8		
Sub Total	3 324	-301	-309	-301	-301	-301
Less Payments						
Closing Balance	3 324	-301	-309	-301	-301	-301
KZN271 Umhlabuyalingana (Medium)						
Opening Balance						
Plus Receipts						
Sub Total						
Less Payments						
Closing Balance						
KZN272 Jozini (Low)						
Opening Balance		-104	-100	-104	-106	-107
Plus Receipts	-104	4	-4	-2	-1	-2
Sub Total	-104	-100	-104	-106	-107	-110
Less Payments						
Closing Balance	-104	-100	-104	-106	-107	-110
KZN275 Mubatuba (Low)						
Opening Balance		8	3	17	-2	9
Plus Receipts	-8	11	-21	16	-8	9
Sub Total	-8	3	-17	-2	-9	-1
Less Payments						
Closing Balance	-8	3	-17	-2	-9	-1
KZN276 Hlabisa Big Five (Low)						
Opening Balance		1		30	1	1
Plus Receipts	1	-1	-30	31		-1
Sub Total	1			1	1	
Less Payments						
Closing Balance	1			1	1	
DC27 Umkhanyakude (Medium)						
Opening Balance		-154	-154	-154	-154	-154
Plus Receipts	-154					
Sub Total	-154	-154	-154	-154	-154	-154
Less Payments						
Closing Balance	-154	-154	-154	-154	-154	-154



Cash Flow Summary for Financial Year End : 2021

R thousand	July	Aug	Sept	Oct	Nov	Dec
KZN281 Mfolozi (Medium)						
Opening Balance		1	1	2	2	-4
Plus Receipts	1	1				4
SubTotal	1	1	2	2	4	4
Less Payments						
Closing Balance	1	1	2	2	4	
KZN282 uMhlatuze (High)						
Opening Balance		-8 011	-8 239	-14 271	-5 099	46 547
Plus Receipts	-8 011	-228	-6 032	9 172	51 646	-94 781
SubTotal	-8 011	-8 239	-14 271	-5 099	46 547	-48 234
Less Payments						
Closing Balance	-8 011	-8 239	-14 271	-5 099	46 547	-48 234
KZN284 uMalazi (Low)						
Opening Balance		30	19	60	23	32
Plus Receipts	30	-11	41	-37	9	-24
SubTotal	30	19	60	23	32	8
Less Payments						
Closing Balance	30	19	60	23	32	8
KZN285 Mthonjaneni (Low)						
Opening Balance		-90	-91	-86	-91	-96
Plus Receipts	-90	-1	5	-5	-5	11
SubTotal	-90	-91	-86	-91	-96	-85
Less Payments						
Closing Balance	-90	-91	-86	-91	-96	-85
KZN286 Nkandla (Medium)						
Opening Balance		2	2	2	3	4
Plus Receipts	-2	4		1	1	-3
SubTotal	-2	2	2	3	4	1
Less Payments						
Closing Balance	-2	2	2	3	4	1
DC28 King Cetshwayo (High)						
Opening Balance	210 437	748 996	909 406	748 503	1 108 651	1 230 118
Plus Receipts	568 787	226 044	58 054	451 823	215 543	410 711
SubTotal	779 224	975 040	967 460	1 200 326	1 324 194	1 640 829
Less Payments	110 776	45 634	218 957	91 674	94 075	130 942
Closing Balance	247 575	909 406	748 503	1 108 651	1 230 118	1 509 887
KZN291 Mandeni (Low)						
Opening Balance		-16	-19	-22	-54	-14
Plus Receipts	-16	-3	-3	-32	40	-8
SubTotal	-16	-19	-22	-54	-14	-22
Less Payments						
Closing Balance	-16	-19	-22	-54	-14	-22
KZN292 KwaDukuza (High)						
Opening Balance		37 064	844	-246	-95	728
Plus Receipts	37 064	-36 221	-1 090	152	823	-793
SubTotal	37 064	844	-246	-95	728	-65
Less Payments						
Closing Balance	37 064	844	-246	-95	728	-65
KZN293 Ndwedwe (Low)						
Opening Balance		4			-5	4
Plus Receipts	4	-4	-5	9	4	
SubTotal	4		-5	4		
Less Payments						
Closing Balance	4		-5	4		
KZN294 Maphumulo (Medium)						
Opening Balance						
Plus Receipts						
SubTotal						
Less Payments						
Closing Balance						
DC29 iLembe (Low)						
Opening Balance		5 720	-20	28	6	20
Plus Receipts	5 720	-5 740	48	-22	14	-9
SubTotal	5 720	-20	28	6	20	12
Less Payments						
Closing Balance	5 720	-20	28	6	20	12
KZN433 Greater Kokstad (Low)						
Opening Balance		5 285	-22	57	-37	113
Plus Receipts	5 285	-5 307	79	-93	150	-129
SubTotal	5 285	-22	57	-37	113	-15
Less Payments						
Closing Balance	5 285	-22	57	-37	113	-15
KZN434 Ubuhlebezwe (Low)						
Opening Balance			1	-3	4	-4
Plus Receipts	1	-3	-3	7	-9	3
SubTotal	1	-3	4	4	-4	-2
Less Payments						
Closing Balance	1	-3	4	4	-4	-2
KZN435 Umzimkhulu (Medium)						
Opening Balance		-233	-30 326	-146	-15	-40 616
Plus Receipts	233	-30 093	30 181	131	-40 601	40 255
SubTotal	-233	-30 326	-146	-15	-40 616	-362
Less Payments						
Closing Balance	-233	-30 326	-146	-15	-40 616	-362
KZN436 Dr Nkosazana Dlamini Zuma (Medium)						
Opening Balance			-1		1	
Plus Receipts	-1	1	1	1	-1	
SubTotal	-1	1	1	1		
Less Payments						
Closing Balance	-1	1	1	1		
DC43 Harry Gwala (Low)						
Opening Balance	51 622	259 472	143 384	118 907	49 503	-6 680
Plus Receipts	292 245	8 400	60 885	26 167	12 660	206 943
SubTotal	343 867	267 872	204 270	145 074	62 163	200 263
Less Payments	84 635	-124 488	-85 363	-95 571	-68 843	-146 872
Closing Balance	259 232	143 384	118 907	49 503	-6 680	53 391




Cash Flow Summary for Financial Year End : 2021

R thousand July Aug Sept Oct Nov Dec

LP LIMPOPO

LIM331 Greater Giyani (Low)

Opening Balance						
Plus Receipts						
SubTotal						
Less Payments						
Closing Balance						



LIM332 Greater Letaba (Low)

Opening Balance						
Plus Receipts	388	-389				
SubTotal	388	-1	-1	-2	-2	1
Less Payments						
Closing Balance	388	-1	-1	-2	-2	1



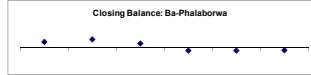
LIM333 Greater Tzaneen (High)

Opening Balance		1 559	1 524	1 537	1 446	1 545
Plus Receipts	1 559	-35	13	-91	100	51
SubTotal	1 559	1 524	1 537	1 446	1 545	1 596
Less Payments						
Closing Balance	1 559	1 524	1 537	1 446	1 545	1 596



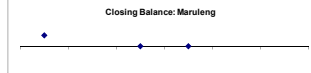
LIM334 Ba-Phalaborwa (Medium)

Opening Balance		698	1 018	501	-382	-384
Plus Receipts	698	320	-517	883	-2	17
SubTotal	698	1 018	501	-382	-384	-367
Less Payments						
Closing Balance	698	1 018	501	-382	-384	-367




LIM335 Maruleng (Low)

Opening Balance		1 354			10	-2
Plus Receipts	1 354	-1 354	10	-12	2	
SubTotal	1 354		10	-2		
Less Payments						
Closing Balance	1 354		10	-2		




DC33 Mopani (Low)

Opening Balance		4 567	959			
Plus Receipts	4 567	-5 526	959			
SubTotal	4 567	-959				
Less Payments						
Closing Balance	4 567	-959				



LIM341 Musina (Low)

Opening Balance		4 664	25			-10
Plus Receipts	4 664	-4 639	-25		-10	43
SubTotal	4 664	25			-10	-53
Less Payments						
Closing Balance	4 664	25			-10	-53



LIM343 Thulamela (Medium)

Opening Balance	890 588	872 606	870 179	861 265	760 068	729 688
Plus Receipts	3 389	8 783	15 445	23 877	33 009	163 019
SubTotal	893 977	881 389	885 623	885 142	793 076	892 708
Less Payments	-21 371	-11 211	-24 358	-125 074	-63 308	-73 252
Closing Balance	872 606	870 179	861 265	760 068	729 688	819 456




LIM344 Makhado (Medium)

Opening Balance		15 805	331	33	-444	-353
Plus Receipts	15 805	-15 473	-299	-476	91	340
SubTotal	15 805	331	33	-444	-353	-12
Less Payments						
Closing Balance	15 805	331	33	-444	-353	-12




LIM345 Collins Chabane (Medium)

Opening Balance	423 240	429 768	484 150	440 034	427 547	381 493
Plus Receipts	79 360	103 339	1 227	26 817	15 099	142 746
SubTotal	502 600	533 107	485 377	466 851	442 646	524 239
Less Payments	-72 819	-48 957	-45 343	-39 304	-61 153	-86 751
Closing Balance	429 781	484 150	440 034	427 547	381 493	437 489



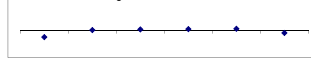




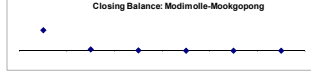
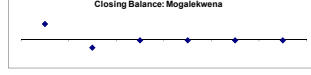

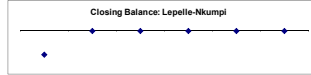


DC34 Vhembe (Low)

Opening Balance		14 345	1 382			
Plus Receipts	14 345	-12 963	-1 382			
SubTotal	14 345					
Less Payments						
Closing Balance	14 345	1 382				



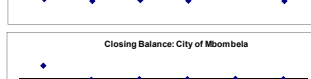





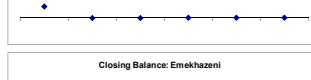

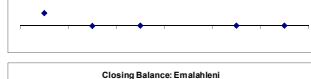
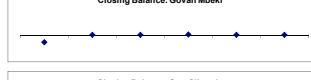
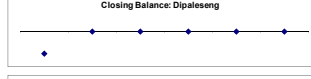
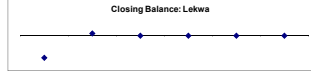




Cash Flow Summary for Financial Year End : 2021

R thousand	July	Aug	Sept	Oct	Nov	Dec
LIM351 Blouberg (Low)						
Opening Balance	41 331	123 433	88 617	59 758	11 472	-18 571
Plus Receipts	109 212	6 838	5 007	19 802	17 417	84 441
SubTotal	150 542	130 272	93 624	79 559	28 889	64 070
Less Payments	-25 514	-41 595	-42 927	-46 683	-47 460	-43 945
Closing Balance	125 029	88 677	50 758	9 877	-18 571	22 125
LIM353 Molemole (Low)						
Opening Balance	89 531	334 498	322 337	335 225	328 991	303 744
Plus Receipts	256 747	11 208	35 670	15 015	5 471	57 565
SubTotal	346 278	345 706	358 007	350 240	334 463	361 309
Less Payments	-11 593	-23 569	-22 782	-21 248	-30 719	-36 053
Closing Balance	334 685	322 337	335 225	328 991	303 744	325 255
LIM354 Polokwane (High)						
Opening Balance		67 891	-272	-177	-119	-113
Plus Receipts	67 891	48 163	95	59	6	174
SubTotal	67 891	-272	-177	-119	-113	61
Less Payments		-272	-177	-119	-113	61
Closing Balance	67 891					
LIM355 Lepelle-Nkumpi (Low)						
Opening Balance		-148 050	-144	-170	-174	-168
Plus Receipts	-148 050	147 906	-26	-4	6	6
SubTotal	-148 050	-144	-170	-174	-168	-162
Less Payments						
Closing Balance	-148 050	-144	-170	-174	-168	-162
DC35 Capricorn (Medium)						
Opening Balance						
Plus Receipts						
SubTotal						
Less Payments						
Closing Balance						
LIM361 Thabazimbi (Low)						
Opening Balance		4 369	16	17	14	29
Plus Receipts	4 369	-4 353		-2	14	-13
SubTotal	4 369	16	17	14	29	16
Less Payments						
Closing Balance	4 369	16	17	14	29	16
LIM362 Lephalale (Medium)						
Opening Balance		-960	-1 024	-1 029	8 953	-965
Plus Receipts	-960	64	5	9 982	-9 917	50
SubTotal	-960	-1 024	-1 029	8 953	-965	-915
Less Payments						
Closing Balance	-960	-1 024	-1 029	8 953	-965	-915
LIM366 Bela Bela (Medium)						
Opening Balance		6 705	75	27	2	24
Plus Receipts	6 705	-6 630	-48	-25	22	-24
SubTotal	6 705	75	27	2	24	-1
Less Payments						
Closing Balance	6 705	75	27	2	24	-1
LIM367 Mogalakwena (Low)						
Opening Balance		36 522	-17 938	-591	-513	-433
Plus Receipts	36 522	54 640	17 347	77	-120	18
SubTotal	36 522	-17 938	-591	-513	-433	-415
Less Payments						
Closing Balance	36 522	-17 938	-591	-513	-433	-415
LIM368 Modimolle-Mookgopong (Medium)						
Opening Balance		11 799	794	109	-39	29
Plus Receipts	11 799	-11 004	-465	148	48	-18
SubTotal	11 799	794	109	-39	29	12
Less Payments						
Closing Balance	11 799	794	109	-39	29	12
DC36 Waterberg (Low)						
Opening Balance		53				20
Plus Receipts	-53	53		20		-20
SubTotal	-53	53		20		-20
Less Payments						
Closing Balance	-53	53		20		-20
LIM471 Ephraim Mogale (Low)						
Opening Balance		24 098	-17	-15	8	6
Plus Receipts	24 098	-24 115	1	23	-1	4
SubTotal	24 098	-17	-15	8	6	10
Less Payments						
Closing Balance	24 098	-17	-15	8	6	10
LIM472 Elias Motsoaledi (Medium)						
Opening Balance		4 302	-40	-56	9	-42
Plus Receipts	4 302	-4 342	-16	64	-70	8
SubTotal	4 302	-40	-56	9	-62	-54
Less Payments						
Closing Balance	4 302	-40	-56	9	-62	-54
LIM473 Makhuduthamaga (Low)						
Opening Balance						
Plus Receipts						
SubTotal						
Less Payments						
Closing Balance						
LIM476 Tubatse Fetakgomo (Low)						
Opening Balance		2 231				
Plus Receipts	2 231	-2 231				
SubTotal	2 231					
Less Payments						
Closing Balance	2 231					
DC47 Sekhukhune (High)						
Opening Balance		-422 440	13 725	62 646	81 399	100 672
Plus Receipts	-422 440	436 165	48 921	18 753	19 273	-251 726
SubTotal	-422 440	13 725	62 646	81 399	100 672	-151 054
Less Payments						
Closing Balance	-422 440	13 725	62 646	81 399	100 672	-151 054






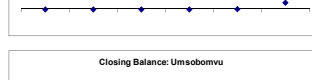


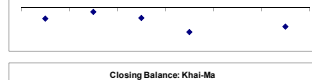
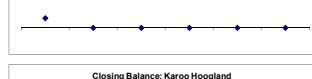
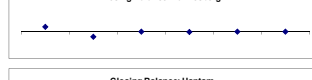
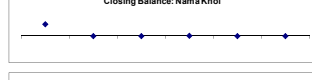

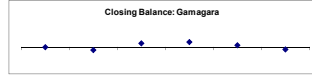
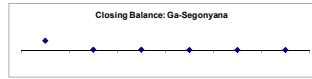

Cash Flow Summary for Financial Year End : 2021

R thousand	July	Aug	Sept	Oct	Nov	Dec
MP MPUMALANGA						
MP301 Albert Luthuli (Medium)						
Opening Balance						
Plus Receipts	5	46	52	6	6	6
SubTotal	5	52	6	6	6	6
Less Payments						
Closing Balance	-5	-52	-6	-6	-6	-6
MP302 Msukaligwa (Low)						
Opening Balance	12 566	12 566	2 761	-1 433	-1 424	-1 407
Plus Receipts		-9 805	-4 195	9	17	31
SubTotal	12 566	2 761	-1 433	-1 424	-1 407	-1 376
Less Payments						
Closing Balance	12 566	2 761	-1 433	-1 424	-1 407	-1 376
MP303 Mkhondo (Low)						
Opening Balance		3 599	-43	5	31	7
Plus Receipts	3 599	-3 642	48	27	-24	-13
SubTotal	3 599	-43	5	31	7	-6
Less Payments						
Closing Balance	3 599	-43	5	31	7	-6
MP304 Pixley Ka Seme (MP) (Medium)						
Opening Balance		2 075		-342	5	5
Plus Receipts	2 075	-2 075	-342	347		-2
SubTotal	2 075		-342	5	5	3
Less Payments						
Closing Balance	2 075		-342	5	5	3
MP305 Lekwa (Low)						
Opening Balance		-55 198	5 438	6	20	1
Plus Receipts	-55 198	60 636	-5 431	14	-19	6
SubTotal	-55 198	5 438	6	20	1	7
Less Payments						
Closing Balance	-55 198	5 438	6	20	1	7
MP306 Dipaleseng (Low)						
Opening Balance		-5 516	20	11	11	18
Plus Receipts	-5 516	5 536	9		8	-31
SubTotal	-5 516	20	11	11	18	-12
Less Payments						
Closing Balance	-5 516	20	11	11	18	-12
MP307 Govan Mbeki (High)						
Opening Balance		-23 139	90	92	601	-331
Plus Receipts	-23 139	23 229	2	509	-932	459
SubTotal	-23 139	90	92	601	-331	128
Less Payments						
Closing Balance	-23 139	90	92	601	-331	128
DC30 Gert Sibande (Medium)						
Opening Balance		53	29		2	4
Plus Receipts	53	-23	-29	2	2	-4
SubTotal	53	29		2	4	
Less Payments						
Closing Balance	53	29		2	4	
MP311 Victor Khanye (Medium)						
Opening Balance		1 544	-35	7		1
Plus Receipts	1 544	-1 579	42	-7	1	5
SubTotal	1 544	-35	7		1	5
Less Payments						
Closing Balance	1 544	-35	7		1	5
MP312 Emalahleni (MP) (High)						
Opening Balance		134 440	-150	90	518	527
Plus Receipts	134 440	-134 790	60	-428	1 045	-493
SubTotal	134 440	-150	-90	518	527	-166
Less Payments						
Closing Balance	134 440	-150	-90	518	527	-166
MP313 Steve Tshwete (High)						
Opening Balance		71 308	-173	-167	1 796	1 868
Plus Receipts	71 308	-71 481	6	1 963	72	-82
SubTotal	71 308	-173	-167	1 796	1 868	1 786
Less Payments						
Closing Balance	71 308	-173	-167	1 796	1 868	1 786
MP314 Emakhazeni (Low)						
Opening Balance		1 913	69	-3	-5	3
Plus Receipts	1 913	-1 844	-72	-2	8	-6
SubTotal	1 913	69	-3	-5	3	-3
Less Payments						
Closing Balance	1 913	69	-3	-5	3	-3
MP315 Thembisile Hani (Low)						
Opening Balance		112	-6	6	4	5
Plus Receipts	112	-118	12	-2	1	-4
SubTotal	112	-6	6	4	5	
Less Payments						
Closing Balance	112	-6	6	4	5	
MP316 Dr J.S. Moroka (Low)						
Opening Balance		-241	1	1 062	1	
Plus Receipts	-241	241	1 061	-1 061	-1	2
SubTotal	-241	1	1 062	1		2
Less Payments						
Closing Balance	-241	1	1 062	1		2
DC31 Nkangala (High)						
Opening Balance		-59 986	-3 309			
Plus Receipts	-59 986	56 877	3 309			
SubTotal	-59 986	-3 309				
Less Payments						
Closing Balance	-59 986	-3 309				
MP321 Thaba Chweu (Low)						
Opening Balance		4 533	121	32	26	52
Plus Receipts	4 533	-4 412	-89	-6	26	-35
SubTotal	4 533	121	32	26	52	18
Less Payments						
Closing Balance	4 533	121	32	26	52	18
MP324 Nkomazi (Medium)						
Opening Balance		-415	4 698	-416	-398	-411
Plus Receipts	-415	5 114	-5 115	19	-13	-17
SubTotal	-415	4 698	-416	-398	-411	-428
Less Payments						
Closing Balance	-415	4 698	-416	-398	-411	-428
MP325 Bushbuckridge (Low)						
Opening Balance		-204	-207	-206	-206	-194
Plus Receipts	-204	-2	1	-1	12	-12
SubTotal	-204	-207	-206	-206	-194	-207
Less Payments						
Closing Balance	-204	-207	-206	-206	-194	-207
MP326 City of Mbombela (High)						
Opening Balance		39 817	-4 588	-2 991	-3 159	-1 532
Plus Receipts	39 817	-4 425	1 597	-148	1 628	-1 543
SubTotal	39 817	-4 588	-2 991	-3 159	-1 532	-3 074
Less Payments						
Closing Balance	39 817	-4 588	-2 991	-3 159	-1 532	-3 074
DC32 Ehlanzeni (High)						
Opening Balance		-8 164	-786	394	-1 049	-232
Plus Receipts	-8 164	7 378	1 180	-1 443	817	-743
SubTotal	-8 164	-786	394	-1 049	-232	-475
Less Payments						
Closing Balance	-8 164	-786	394	-1 049	-232	-475









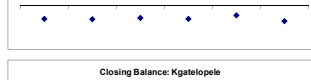
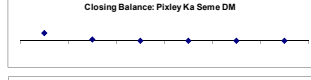

Cash Flow Summary for Financial Year End : 2021

R thousand	July	Aug	Sept	Oct	Nov	Dec
NC NORTHERN CAPE						
NC451 Joe Morolong (Low)						
Opening Balance		-3	-3	-3	-3	-2
Plus Receipts	-3			-1	1	-2
SubTotal	-3	-3	-3	-3	-2	-4
Less Payments						
Closing Balance	-3	-3	-3	-3	-2	-4
NC452 Ga-Segonyana (Medium)						
Opening Balance	5 708	5 708	119	124	-11	106
Plus Receipts		-5 590	5	-135	117	-12
SubTotal	5 708	119	124	-11	106	34
Less Payments						
Closing Balance	5 708	119	124	-11	106	34
NC453 Gamagara (Medium)						
Opening Balance		-1	-10	11	15	5
Plus Receipts	-1	-9	21	3	-9	-13
SubTotal	-1	-10	11	15	5	-8
Less Payments						
Closing Balance	-1	-10	11	15	5	-8
DC45 John Taolo Gaetsewe (Medium)						
Opening Balance						
Plus Receipts						
SubTotal						
Less Payments						
Closing Balance						
NC061 Richtersveld (Medium)						
Opening Balance		-130	-137	-135	-135	-135
Plus Receipts	-130	-7	2			-2
SubTotal	-130	-137	-135	-135	-135	-137
Less Payments						
Closing Balance	-130	-137	-135	-135	-135	-137
NC062 Nama Khoi (Medium)						
Opening Balance		7 006	-286	-313	-274	-284
Plus Receipts	7 006	-7 292	-27	39	-10	-16
SubTotal	7 006	-286	-313	-274	-284	-299
Less Payments						
Closing Balance	7 006	-286	-313	-274	-284	-299
NC064 Kamiesberg (Low)						
Opening Balance		1 390	-1 667	-140	-141	-140
Plus Receipts	1 390	-3 056	1 526	-1	1	-1
SubTotal	1 390	-1 667	-140	-141	-140	-140
Less Payments						
Closing Balance	1 390	-1 667	-140	-141	-140	-140
NC065 Hantam (Low)						
Opening Balance		1 101	-93	-83	-78	-83
Plus Receipts	1 101	-1 195	10	5	-5	9
SubTotal	1 101	-93	-83	-78	-83	-75
Less Payments						
Closing Balance	1 101	-93	-83	-78	-83	-75
NC066 Karoo Hoogland (Medium)						
Opening Balance		-7	-2	-6	-15	-12
Plus Receipts	-7	4	-4	-9	15	-11
SubTotal	-7	-2	-6	-15	-12	-12
Less Payments						
Closing Balance	-7	-2	-6	-15	-12	-12
NC067 Khai-Ma (Low)						
Opening Balance		-100	-9	-17	-35	-23
Plus Receipts	-100	92	-8	-18	11	7
SubTotal	-100	-9	-17	-35	-23	-17
Less Payments						
Closing Balance	-100	-9	-17	-35	-23	-17
DC6 Namakwa (Medium)						
Opening Balance		246				
Plus Receipts	246	-246				
SubTotal	246					
Less Payments						
Closing Balance	246					
NC071 Ubuntu (Medium)						
Opening Balance		-17	-16	-16	-17	-14
Plus Receipts	-17			-1	3	203
SubTotal	-17	-16	-16	-17	-14	189
Less Payments						
Closing Balance	-17	-16	-16	-17	-14	189
NC072 Umsobomvu (Low)						
Opening Balance		-7		-3		-1
Plus Receipts	-7	6	-2	2		-1
SubTotal	-7	-3	-3	-1		-2
Less Payments						
Closing Balance	-7	-3	-3	-1		-2
NC073 Emthanjeni (Medium)						
Opening Balance		-115	-200	-153	-154	-206
Plus Receipts	-115	-85	47	-1	-51	-2
SubTotal	-115	-200	-153	-154	-206	-207
Less Payments						
Closing Balance	-115	-200	-153	-154	-206	-207
NC074 Kareeberg (Medium)						
Opening Balance		30	-28	30	29	30
Plus Receipts	-30	2	-2		-1	1
SubTotal	-30	-28	-30	-29	-30	-29
Less Payments						
Closing Balance	-30	-28	-30	-29	-30	-29
NC075 Renosterberg (Medium)						
Opening Balance		-202	-998	-998	-998	-998
Plus Receipts	-202	-998	-998	-998	-998	-998
SubTotal	-202	-998	-998	-998	-998	-998
Less Payments						
Closing Balance	-202	-998	-998	-998	-998	-998
NC076 Thembelihle (Low)						
Opening Balance		12	9	12	1	11
Plus Receipts	12	-3	3	-12	11	-29
SubTotal	12	9	12	1	11	-17
Less Payments						
Closing Balance	12	9	12	1	11	-17



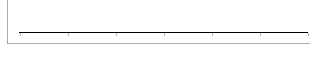


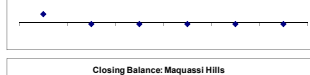


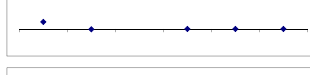
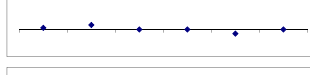



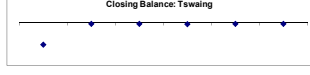

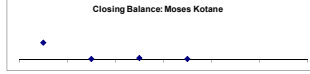
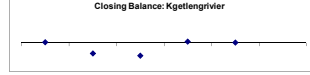


Cash Flow Summary for Financial Year End : 2021

R thousand	July	Aug	Sept	Oct	Nov	Dec
NC077 Siyathemba (Medium)						
Opening Balance		-84	-84	-89	-80	-85
Plus Receipts	84		5	10	5	14
SubTotal	-84	-84	-89	-80	-85	-71
Less Payments						
Closing Balance	-84	-84	-89	-80	-85	-71
NC078 Siyancuma (Medium)						
Opening Balance		34 866	47 600	53 845	60 981	72 039
Plus Receipts	35 271	12 733	6 285	9 706	13 217	21 029
SubTotal	35 271	47 600	53 885	63 551	74 198	93 068
Less Payments	405		40	2 570	2 159	6 463
Closing Balance	34 866	47 600	53 845	60 981	72 039	86 606
DC7 Pixley Ka Seme (NC) (Medium)						
Opening Balance		9 762	1 666	-82	-82	-82
Plus Receipts	9 762	-8 096	-1 748			
SubTotal	9 762	1 666	-82	-82	-82	-82
Less Payments						
Closing Balance	9 762	1 666	-82	-82	-82	-82
NC082 IKall Garib (Low)						
Opening Balance		-30	-38	-38	25	23
Plus Receipts	-30	-8		63	-1	-72
SubTotal	-30	-38	-38	25	23	-49
Less Payments						
Closing Balance	-30	-38	-38	25	23	-49
NC084 IKheis (Low)						
Opening Balance		153	153	153	153	153
Plus Receipts	153					
SubTotal	153	153	153	153	153	153
Less Payments						
Closing Balance	153	153	153	153	153	153
NC085 Tsantsabane (Low)						
Opening Balance		-200	-202	-183	-200	-145
Plus Receipts	200	-3	19	-16	55	89
SubTotal	200	-202	-183	-200	-145	-234
Less Payments						
Closing Balance	-200	-202	-183	-200	-145	-234
NC086 Kgatelepele (Low)						
Opening Balance		-134	-124	-121	-132	-189
Plus Receipts	-134	10	4	-11	-57	-24
SubTotal	-134	-124	-121	-132	-189	-213
Less Payments						
Closing Balance	-134	-124	-121	-132	-189	-213
NC087 Dawid Kruijer (Medium)						
Opening Balance		17 520	-13	-91	36	-35
Plus Receipts	17 520	-17 533	-77	126	-70	-33
SubTotal	17 520	-13	-91	36	-35	-68
Less Payments						
Closing Balance	17 520	-13	-91	36	-35	-68
DC8 Z F Mgcawu (Medium)						
Opening Balance		42	42	42	42	42
Plus Receipts	42					
SubTotal	42	42	42	42	42	42
Less Payments						
Closing Balance	42	42	42	42	42	42
NC091 Sol Plaatje (High)						
Opening Balance		38 698	-644	-539	-601	-440
Plus Receipts	38 698	39 342	106	42	161	-103
SubTotal	38 698	-444	-539	-601	-440	-423
Less Payments						
Closing Balance	38 698	-444	-539	-601	-440	-423
NC092 Dikgatong (Low)						
Opening Balance		50	-43	-46	-47	46
Plus Receipts	-50	7	-3	-1	2	-2
SubTotal	-50	-43	-46	-47	-46	-47
Less Payments						
Closing Balance	-50	-43	-46	-47	-46	-47
NC093 Magareng (Low)						
Opening Balance		1 180	-93	-102	-98	-102
Plus Receipts	1 180	-1 273	-9	4	-5	-4
SubTotal	1 180	-93	-102	-98	-102	-106
Less Payments						
Closing Balance	1 180	-93	-102	-98	-102	-106
NC094 Phokwane (Medium)						
Opening Balance		895	111	111	113	96
Plus Receipts	895	-784		2	-17	-94
SubTotal	895	111	111	113	96	2
Less Payments						
Closing Balance	895	111	111	113	96	2
DC9 Frances Baard (Medium)						
Opening Balance		-7 531	528	528	528	528
Plus Receipts	-7 531	8 058				
SubTotal	-7 531	528	528	528	528	528
Less Payments						
Closing Balance	-7 531	528	528	528	528	528



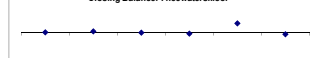
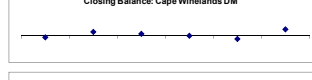

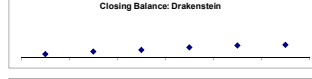





Cash Flow Summary for Financial Year End : 2021

R thousand	July	Aug	Sept	Oct	Nov	Dec
NW NORTH WEST						
NW371 Moretele (Low)						
Opening Balance						
Plus Receipts						
Sub Total						
Less Payments						
Closing Balance						
NW372 Madibeng (High)						
Opening Balance		4 802	36 207	31 282	975	-29 012
Plus Receipts	4 802	31 404	4 925	-30 307	-29 987	30 113
Sub Total	4 802	36 207	31 282	975	-29 012	1 101
Less Payments						
Closing Balance	4 802	36 207	31 282	975	-29 012	1 101
NW373 Rustenburg (High)						
Opening Balance		4 577	4 815	5 179	4 938	4 742
Plus Receipts	4 577	237	364	241	-196	7
Sub Total	4 577	4 815	5 179	4 938	4 742	4 749
Less Payments						
Closing Balance	4 577	4 815	5 179	4 938	4 742	4 749
NW374 Kgellengrivier (Low)						
Opening Balance		22	-307	-372	39	7
Plus Receipts	22	-330	-65	411	-32	-7
Sub Total	22	-307	-372	39	7	
Less Payments						
Closing Balance	22	-307	-372	39	7	
NW375 Moses Kotane (Medium)						
Opening Balance		26	1	2	1	
Plus Receipts	26	-25	1	-1	-1	
Sub Total	26	1	2	1		
Less Payments						
Closing Balance	26	1	2	1		
DC37 Bojanala Platinum (High)						
Opening Balance						
Plus Receipts						
Sub Total						
Less Payments						
Closing Balance						
NW381 Ratlou (Low)						
Opening Balance		29	24	24	26	25
Plus Receipts	29	-5		2	-1	2
Sub Total	29	24	24	26	25	27
Less Payments						
Closing Balance	29	24	24	26	25	27
NW382 Tswaing (Low)						
Opening Balance		-699	-52	-52	-58	50
Plus Receipts	699	647		-7	9	-2
Sub Total	699	-52	-52	-58	-50	-52
Less Payments						
Closing Balance	699	-52	-52	-58	-50	-52
NW383 Matikeng (Low)						
Opening Balance		11 662	237	387	72	142
Plus Receipts	11 662	-11 425	150	-315	71	-122
Sub Total	11 662	237	387	72	142	20
Less Payments						
Closing Balance	11 662	237	387	72	142	20
NW384 Ditsobotla (Low)						
Opening Balance		9 018	9 019	9 005	9 002	9 018
Plus Receipts	9 018	1	-14	-3	16	
Sub Total	9 018	9 019	9 005	9 002	9 018	9 018
Less Payments						
Closing Balance	9 018	9 019	9 005	9 002	9 018	9 018
NW385 Ramotshere Moiloa (Low)						
Opening Balance		3 371	3	13	14	17
Plus Receipts	3 371	-3 367	9	2	3	2 677
Sub Total	3 371	3	13	14	17	2 694
Less Payments						
Closing Balance	3 371	3	13	14	17	2 694
DC38 Ngaka Modiri Molema (Low)						
Opening Balance		25	25	25	21	25
Plus Receipts	25			-4	4	
Sub Total	25	25	25	21	25	25
Less Payments						
Closing Balance	25	25	25	21	25	25
NW392 Naledi (NW) (Low)						
Opening Balance		44	-12	582	-838	22
Plus Receipts	44	-56	594	-1 420	860	-22
Sub Total	44	-12	582	-838	22	
Less Payments						
Closing Balance	44	-12	582	-838	22	
NW393 Mamusa (Medium)						
Opening Balance		919	2 742	-	27	-2 667
Plus Receipts	919	1 823	-2 743	28	-2 695	2 666
Sub Total	919	2 742	-	27	-2 667	-1
Less Payments						
Closing Balance	919	2 742	-	27	-2 667	-1
NW394 Greater Taung (Medium)						
Opening Balance		439	-22		9	3
Plus Receipts	439	-441	22	9	-6	-7
Sub Total	439	-22		9	3	-4
Less Payments						
Closing Balance	439	-22		9	3	-4
NW396 Lekwa-Teemane (Low)						
Opening Balance		928	928	929	936	928
Plus Receipts	928		1	7	-8	
Sub Total	928	928	929	936	928	928
Less Payments						
Closing Balance	928	928	929	936	928	928
NW397 Kagisano-Molopo (Low)						
Opening Balance						
Plus Receipts						
Sub Total						
Less Payments						
Closing Balance						
DC39 Dr Ruth Segomotsi Mompati (Medium)						
Opening Balance						
Plus Receipts						
Sub Total						
Less Payments						
Closing Balance						
NW403 City of Matlosana (High)						
Opening Balance		54 179	-7 322	-7 778	-7 882	-7 515
Plus Receipts	54 179	43 501	-456	-104	367	181
Sub Total	54 179	-7 322	-7 778	-7 882	-7 515	-7 335
Less Payments						
Closing Balance	54 179	-7 322	-7 778	-7 882	-7 515	-7 335
NW404 Maquassi Hills (Medium)						
Opening Balance		11 120	10 010	9 996	10 011	10 029
Plus Receipts	11 120	-1 109	-15	15	18	-31
Sub Total	11 120	10 010	9 996	10 011	10 029	9 998
Less Payments						
Closing Balance	11 120	10 010	9 996	10 011	10 029	9 998
NW405 J B Marks (High)						
Opening Balance		-72	-766	-637	-1 316	-1 222
Plus Receipts	-72	-694	129	-679	93	1 109
Sub Total	-72	-766	-637	-1 316	-1 222	-113
Less Payments						
Closing Balance	-72	-766	-637	-1 316	-1 222	-113
DC40 Dr Kenneth Kaunda (Medium)						
Opening Balance						
Plus Receipts						
Sub Total						
Less Payments						
Closing Balance						





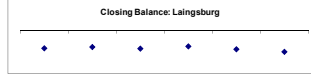




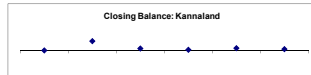
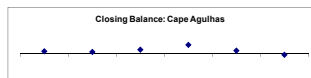

Cash Flow Summary for Financial Year End : 2021

R thousand	July	Aug	Sept	Oct	Nov	Dec
WC WESTERN CAPE						
CPT Cape Town (High)						
Opening Balance	11 032 156	11 232 267	17 242 671	18 440 720	17 679 038	16 880 655
Plus Receipts	5 458 950	9 504 970	4 929 722	3 082 454	3 083 340	3 721 067
SubTotal	16 490 706	20 737 237	22 172 393	21 523 174	20 762 399	20 601 722
Less Payments	-5 258 439	-3 494 566	-3 731 673	-3 844 135	-3 881 744	-4 212 096
Closing Balance	11 232 267	17 242 671	18 440 720	17 679 038	16 880 655	16 389 626
WC011 Matzikama (Medium)						
Opening Balance		-328	-720	-53	-123	-120
Plus Receipts	-328	-393	667	-70	4	-30
SubTotal		-720	-53	-123	-120	-150
Less Payments						
Closing Balance	-328	-720	-53	-123	-120	-150
WC012 Cederberg (Low)						
Opening Balance	7 843	69 005	86 018	104 769	124 376	154 318
Plus Receipts	61 819	19 589	19 118	20 894	33 286	44 668
SubTotal	69 662	88 593	105 136	125 663	157 662	198 986
Less Payments	-3 565	-2 574	-367	-1 288	-3 344	-514
Closing Balance	67 097	86 019	104 769	124 376	154 318	198 472
WC013 Bergrivier (Medium)						
Opening Balance	-23	-1 109	-425	-12 229	-23 329	-44 918
Plus Receipts	-1 081	690	29 517	27 547	25 927	45 770
SubTotal	-1 104	-419	29 092	15 318	2 598	852
Less Payments			-41 309	-38 623	-47 492	-42 608
Closing Balance	-1 104	-419	-12 216	-23 305	-44 894	-41 756
WC014 Saldanha Bay (High)						
Opening Balance	664 923	655 808	663 273	654 478	663 272	644 599
Plus Receipts	168 777	112 608	110 018	99 888	107 022	135 454
SubTotal	833 700	768 415	773 291	754 366	770 294	780 052
Less Payments	-177 893	-105 142	-118 813	-91 094	-125 696	-122 417
Closing Balance	655 808	663 273	654 478	663 272	644 599	657 635
WC015 Swartland (Medium)						
Opening Balance	680 204	740 371	766 939	881 376	789 028	784 937
Plus Receipts	123 432	47 104	68 711	69 914	77 644	103 260
SubTotal	761 637	787 476	835 650	862 229	866 692	888 197
Less Payments	-21 266	-20 537	-34 334	-73 201	-81 755	-85 781
Closing Balance	740 371	766 939	801 315	789 028	784 937	802 416
DC1 West Coast (Medium)						
Opening Balance		-750	-750	-750	-750	-750
Plus Receipts	-750	-750	-750	-750	-750	-750
SubTotal		-750	-750	-750	-750	-750
Less Payments						
Closing Balance	-750	-750	-750	-750	-750	-750
WC022 Witzenberg (Low)						
Opening Balance		17	40	90	113	416
Plus Receipts	17	23	50	23	303	-344
SubTotal	17	40	90	113	416	71
Less Payments						
Closing Balance	17	40	90	113	416	71
WC023 Drakenstein (High)						
Opening Balance	138 742	441 481	847 965	1 130 650	1 493 871	1 800 630
Plus Receipts	596 244	454 768	502 173	565 796	484 340	548 705
SubTotal	734 986	896 249	1 350 138	1 696 445	1 978 211	2 349 335
Less Payments	-293 505	-48 284	-219 488	-202 574	-177 581	-432 541
Closing Balance	441 481	847 965	1 130 650	1 493 871	1 800 630	1 916 794
WC024 Stellenbosch (High)						
Opening Balance		289 385	482 082	656 140	1 177 095	1 364 519
Plus Receipts	289 233	192 045	173 761	172 794	274 286	200 463
SubTotal	289 233	481 430	655 843	828 934	1 451 381	1 565 182
Less Payments	153	652	297	566	-86 863	-128 426
Closing Balance	289 385	482 082	656 140	829 500	1 364 519	1 436 757
WC025 Breede Valley (High)						
Opening Balance		67 773	6 883	-51 706	-134 670	-141 383
Plus Receipts	138 786	56 747	48 829	-8 519	35 796	83 880
SubTotal	138 786	124 520	55 711	-60 225	-98 874	-57 502
Less Payments	-69 013	-117 638	-107 417	-74 445	-42 709	-47 934
Closing Balance	67 773	6 883	-51 706	-134 670	-141 383	-105 437
WC026 Langeberg (Medium)						
Opening Balance	274 354	293 307	260 100	252 227	263 333	241 545
Plus Receipts	103 331	47 624	64 797	69 024	49 570	86 110
SubTotal	377 685	340 931	324 897	321 250	312 904	327 655
Less Payments	-84 314	-80 766	-72 590	-57 872	-71 294	-69 421
Closing Balance	293 372	260 165	252 308	263 378	241 610	258 234
DC2 Cape Winelands DM (Medium)						
Opening Balance		-25 333	45 366	18 575	-3 888	-43 933
Plus Receipts	104 710	8 261	8 081	12 308	8 838	91 480
SubTotal	104 710	-17 072	53 447	30 882	4 950	47 547
Less Payments	-130 043	62 438	-34 873	-34 770	-48 883	28 796
Closing Balance	-25 333	45 366	18 575	-3 888	-43 933	76 343
WC031 Theewaterskloof (Medium)						
Opening Balance		3	3 260	-95	-3 274	28 072
Plus Receipts	3	3 258	-3 355	4 702	79 751	45 164
SubTotal	3	3 260	-95	4 607	76 477	73 237
Less Payments				-7 881	-48 405	-78 345
Closing Balance	3	3 260	-95	-3 274	28 072	-5 108



Cash Flow Summary for Financial Year End : 2021

R thousand	July	Aug	Sept	Oct	Nov	Dec
WC032 Overstrand (High)						
Opening Balance		2 862	2 664	3 246	2 724	2 317
Plus Receipts	2 862	236	566	167	452	456
SubTotal	2 862	2 426	3 230	3 078	2 272	1 761
Less Payments		37	16	355	45	34
Closing Balance	2 862	2 664	3 246	2 724	2 317	1 727
WC033 Cape Agulhas (Low)						
Opening Balance		16	11	25	56	19
Plus Receipts	16	5	14	31	37	25
SubTotal	16	11	25	56	19	-6
Less Payments						
Closing Balance	16	11	25	56	19	-6
WC034 Swellendam (Low)						
Opening Balance		17 415	64 453	92 824	116 590	143 715
Plus Receipts	17 415	37 620	19 383	18 454	21 976	59 580
SubTotal	17 415	55 035	83 837	111 277	138 567	203 295
Less Payments		9 418	8 987	5 313	5 149	4 963
Closing Balance	17 415	64 453	92 824	116 590	143 715	208 278
DC3 Overberg (Medium)						
Opening Balance		3 004	12 372	27 067	38 891	24 193
Plus Receipts	3 004	9 368	14 695	11 824	-1	2
SubTotal	3 004	12 372	27 067	38 891	38 890	24 195
Less Payments					-14 697	-11 580
Closing Balance	3 004	12 372	27 067	38 891	24 193	12 615
WC041 Kannaland (Medium)						
Opening Balance		-2	57	11	3	13
Plus Receipts	-2	59	-46	-8	10	-7
SubTotal	-2	57	11	3	13	6
Less Payments						
Closing Balance	-2	57	11	3	13	6
WC042 Hessequa (Medium)						
Opening Balance	344 055	404 429	438 799	479 833	492 078	524 327
Plus Receipts	159 288	146 596	136 162	162 628	150 506	184 879
SubTotal	503 343	551 025	574 961	642 461	642 583	709 206
Less Payments	-103 528	-112 226	-95 128	-150 384	-119 256	-176 899
Closing Balance	399 815	438 799	479 833	492 078	524 327	532 308
WC043 Mossel Bay (High)						
Opening Balance	533 816	541 778	620 228	630 985	701 960	748 022
Plus Receipts	7 961	78 451	10 756	70 975	46 062	-254
SubTotal	541 778	620 228	630 985	701 960	748 022	747 768
Less Payments						
Closing Balance	541 778	620 228	630 985	701 960	748 022	747 768
WC044 George (High)						
Opening Balance		190 403	342 990	504 928	824 942	1 072 263
Plus Receipts	306 602	163 543	212 838	351 260	279 116	363 576
SubTotal	306 602	353 947	555 828	856 188	1 104 058	1 435 839
Less Payments	-116 199	-10 957	-50 900	-31 246	-31 795	-63 987
Closing Balance	190 403	342 990	504 928	824 942	1 072 263	1 371 851
WC045 Oudtshoorn (Medium)						
Opening Balance	156 555	129 870	116 684	123 234	130 929	121 267
Plus Receipts	107 014	50 287	54 681	50 650	47 031	89 686
SubTotal	263 519	180 157	171 365	173 884	177 960	210 953
Less Payments	-133 896	-48 155	-48 127	-42 959	-56 693	-58 777
Closing Balance	129 623	132 002	123 237	130 925	121 267	152 176
WC047 Bitou (Medium)						
Opening Balance		58	38	37	77	75
Plus Receipts	58	20	-1	40	-2	-17
SubTotal	58	38	37	77	75	59
Less Payments						
Closing Balance	58	38	37	77	75	59
WC048 Knysna (Medium)						
Opening Balance	42 330	80 138	81 204	109 068	108 784	104 802
Plus Receipts	87 374	48 860	75 183	45 721	43 680	67 583
SubTotal	129 704	128 999	156 387	154 789	152 463	172 384
Less Payments	-49 566	-47 795	-47 319	-46 005	-47 162	-48 054
Closing Balance	80 138	81 204	109 068	108 784	104 802	124 320
DC4 Garden Route (Medium)						
Opening Balance		15 522	15 948	26 622	35 224	60 293
Plus Receipts	22	426	674	-202	158	294
SubTotal	22	15 948	16 622	26 420	35 382	60 586
Less Payments				-2 196	-90	-237
Closing Balance	22	15 948	16 622	26 224	35 293	60 349
WC051 Laingsburg (Medium)						
Opening Balance		-56	-52	-57	-50	-59
Plus Receipts	-56	4	-5	7	-9	-7
SubTotal	-56	-52	-57	-50	-59	-67
Less Payments						
Closing Balance	-56	-52	-57	-50	-59	-67
WC052 Prince Albert (Medium)						
Opening Balance		8	4	10	-6 018	-12 054
Plus Receipts	8	4	7	-5	6	19 178
SubTotal	8	4	10	6	-6 012	7 124
Less Payments				-6 024	-6 042	-3 981
Closing Balance	8	4	10	-6 018	-12 054	3 143
WC053 Beaufort West (Medium)						
Opening Balance		21 180	55 905	53 824	65 299	60 049
Plus Receipts	32 372	47 902	13 548	23 737	14 716	36 879
SubTotal	32 372	49 802	67 452	77 561	80 016	96 927
Less Payments	-11 192	-13 117	-13 628	-12 262	-19 967	-13 086
Closing Balance	21 180	55 905	53 824	65 299	60 049	83 841
DC5 Central Karoo (Medium)						
Opening Balance		576	576	576	576	576
Plus Receipts	576					
SubTotal	576	576	576	576	576	576
Less Payments						
Closing Balance	576	576	576	576	576	576



Source: National Treasury Local Government Database