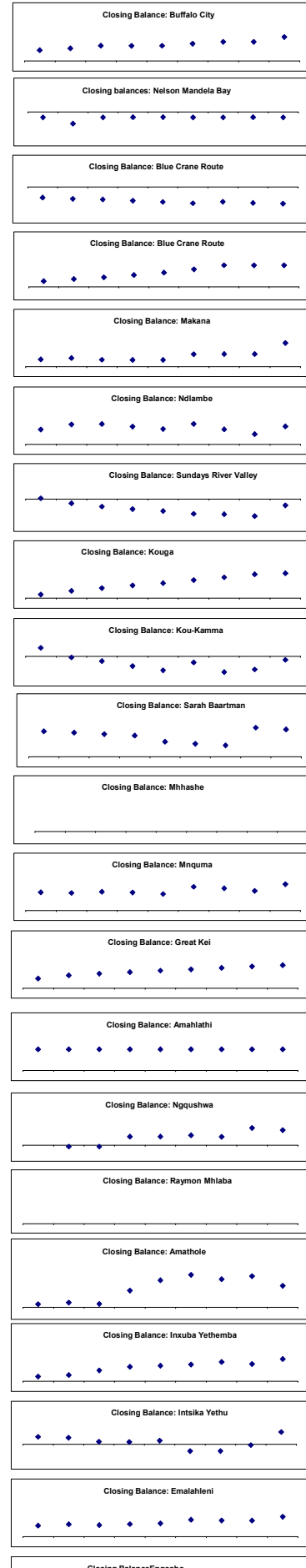



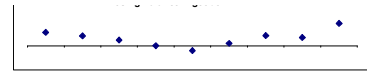
Cash Flow Summary for Financial Year End : 2022

R thousand	July	Aug	Sept	Oct	Nov	Dec	Jan	Feb	Mar
EC EASTERN CAPE									
BUF Buffalo City (High)									
Opening Balance	1 144 739	1 441 586	1 678 983	2 051 105	2 026 325	2 042 529	2 313 633	2 572 479	2 574 397
Plus Receipts	854 184	919 638	1 097 955	591 851	662 369	1 116 182	831 215	612 258	1 326 777
Sub Total	1 998 923	2 361 224	2 776 938	2 642 955	2 688 695	3 158 711	3 144 848	3 184 737	3 901 174
Less Payments	-558 005	-682 241	-725 833	-616 630	-646 166	-845 078	-572 369	-610 340	-662 470
Closing Balance	1 440 917	1 678 983	2 051 105	2 026 325	2 042 529	2 313 633	2 572 479	2 574 397	3 208 704
NMA Nelson Mandela Bay (High)									
Opening Balance	-99 191	-211 912	-211 912	-99 191	-95 405	-94 474	-99 191	-99 191	-95 822
Plus Receipts	5 022	-112 730	112 730						
Sub Total	5 022	-211 920	-99 182	-99 191	-95 405	-94 474	-99 191	-99 191	-95 822
Less Payments	-104 213	9	-9	3 785	931	-4 716		3 368	-3 368
Closing Balance	-99 191	-211 912	-99 191	-95 405	-94 474	-99 191	-99 191	-95 822	-99 191
EC101 Dr Beyers Naude (Low)									
Opening Balance	9 534	-282 380	-300 241	-329 016	-353 650	-389 915	-419 762	-385 283	-411 086
Plus Receipts	-88 101	-8 652	-7 750	-7 744	-13 752	-13 662	55 076	-7 886	-7 658
Sub Total	-78 568	-291 032	-307 991	-336 760	-367 402	-403 577	-364 685	-393 169	-418 744
Less Payments	-196 215	-15 533	-14 534	-16 537	-22 001	-18 309	-18 542	-19 124	-14 009
Closing Balance	-274 782	-306 665	-322 526	-353 297	-389 404	-421 885	-383 228	-412 293	-432 753
EC102 Blue Crane Route (Low)									
Opening Balance		37 284	51 373	62 188	76 887	92 486	140 355	140 373	139 846
Plus Receipts	37 284	14 087	10 876	14 719	15 588	21 724			
Sub Total	37 284	51 371	62 249	76 887	92 475	114 210	140 355	140 373	139 846
Less Payments		2	-81		11		18	-627	-47
Closing Balance	37 284	51 373	62 168	76 887	92 486	114 210	140 373	139 846	139 799
EC104 Makana (Medium)									
Opening Balance	18 850	36 893	43 789	35 229	33 756	34 036	63 422	63 671	63 767
Plus Receipts	54 041	7 956	-2 825	8 094	7 845	34 603	5 910	3 140	62 717
Sub Total	72 891	44 849	40 965	43 322	41 600	68 639	69 331	66 811	126 484
Less Payments	-36 012	-1 060	-5 736	-9 567	-7 564	-5 217	-5 660	-3 044	-6 336
Closing Balance	36 879	43 789	35 229	33 756	34 036	63 422	63 671	63 767	120 148
EC105 Ndlambe (Low)									
Opening Balance	24 858	127 274	100 511	103 611	90 359	78 518	103 890	75 578	51 370
Plus Receipts	81 543	34 356	65 607	43 864	61 810	95 094	25 998	33 589	96 251
Sub Total	106 401	161 629	166 118	147 476	152 169	173 611	129 888	109 167	147 621
Less Payments	-31 329	-80 590	-62 506	-57 117	-73 652	-89 721	-54 310	-57 797	-56 670
Closing Balance	75 072	101 039	103 612	90 359	78 518	103 890	75 578	51 370	90 951
EC106 Sundays River Valley (Medium)									
Opening Balance	2 844	6 254	-27 192	-53 928	-69 287	-79 288	-98 125	-101 713	-113 381
Plus Receipts	3 474	7 98	45	206	2 186	657	16 184	853	9 393
Sub Total	6 318	7 043	-27 146	-53 722	-66 101	-78 731	-81 942	-100 860	-103 988
Less Payments		-35 066	-22 635	-12 822	-13 287	-19 395	-19 771	-12 520	63 602
Closing Balance	6 318	-28 023	-49 781	-66 545	-79 388	-98 125	-101 713	-113 381	-40 385
EC108 Kouga (Medium)									
Opening Balance		193 861	372 384	514 725	654 634	773 277	922 534	1 116 680	1 217 576
Plus Receipts	120 205	87 714	65 641	64 108	64 456	106 237	58 063	59 538	28 725
Sub Total	120 205	281 575	438 025	578 834	719 090	879 514	980 597	1 176 399	1 246 301
Less Payments	73 656	90 808	76 701	75 800	54 187	43 020	82 869	41 178	30 440
Closing Balance	193 861	372 384	514 725	654 634	773 277	922 534	1 063 466	1 217 576	1 276 741
EC109 Kou-Kamma (Medium)									
Opening Balance	-13 351	1 517	-6 933	-9 027	-14 632	-23 519	-15 028	-22 822	-23 756
Plus Receipts	27 240	5 159	7 389	4 312	5 553	22 831	1 908	14 660	25 460
Sub Total	13 888	6 676	455	-4 714	-9 079	-688	-13 120	-8 161	1 705
Less Payments	-5 288	-7 844	-5 421	-5 230	-5 236	-5 612	-9 222	-5 261	-5 371
Closing Balance	8 600	-1 167	-4 966	-9 944	-14 315	-6 300	-16 042	-13 422	-3 666
DC10 Sarah Baartman (Medium)									
Opening Balance	209 938	212 003	211 659	211 321	210 996	209 549	209 071	208 724	212 858
Plus Receipts	50								-91
Sub Total	209 987	212 003	211 659	211 321	210 996	209 549	209 071	208 724	212 768
Less Payments	2 016	-344	-338	-325	-1 447	-478	-347	4 134	-339
Closing Balance	212 003	211 659	211 321	210 996	209 549	209 071	208 724	212 858	212 428
EC121 Mhhashe (Low)									
Opening Balance									
Plus Receipts									
Sub Total									
Less Payments									
Closing Balance									
EC122 Mngquma (Medium)									
Opening Balance	127 689	245 769	238 695	253 618	244 737	223 104	320 896	299 410	266 184
Plus Receipts	138 268	15 287	42 789	19 675	11 682	123 518	4 913	5 125	97 598
Sub Total	265 957	261 056	281 484	273 293	256 419	346 622	325 809	304 534	363 781
Less Payments	-20 188	-22 361	-27 867	-28 556	-33 314	-25 726	-26 399	-38 351	-6 148
Closing Balance	245 769	238 695	253 618	244 737	223 104	320 896	299 410	266 184	357 633
EC123 Great Kei (Low)									
Opening Balance		26 143	35 110	39 537	43 475	47 745	51 058	55 198	59 373
Plus Receipts	26 145	8 966	4 432	3 941	4 350	3 812	4 142	4 312	5 900
Sub Total	26 145	35 110	39 542	43 478	47 825	51 558	55 200	59 510	65 273
Less Payments	-1		-5	-3	-79	-500	-3	-137	-2 792
Closing Balance	26 143	35 110	39 537	43 475	47 745	51 058	55 198	59 373	62 481
EC124 Amahlathi (Low)									
Opening Balance		29	29	29	29	29	29	29	29
Plus Receipts		29							
Sub Total		29	29	29	29	29	29	29	29
Less Payments									
Closing Balance		29	29	29	29	29	29	29	29
EC126 Ngqushwa (Medium)									
Opening Balance			-46	-46	286	286	330	284	577
Plus Receipts									
Sub Total			-46	-46	286	286	330	284	577
Less Payments									
Closing Balance			-46	-46	286	286	330	284	577
EC129 Raymond Mhlaba (Low)									
Opening Balance									
Plus Receipts									
Sub Total									
Less Payments									
Closing Balance									
DC12 Amathole (High)									
Opening Balance		21 499	33 935	23 958	119 178	192 898	231 873	200 172	222 566
Plus Receipts	126 251	48 666	195 080	128 614	121 792	46 094	75 548	66 055	77 006
Sub Total	126 251	70 165	229 015	152 572	240 970	238 992	307 422	266 227	299 572
Less Payments	-104 752	-36 330	-205 057	-33 394	-48 071	-7 119	-107 250	-43 660	-145 647
Closing Balance	21 499	33 935	23 958	119 178	192 898	231 873	200 172	222 566	153 925
EC131 Inxuba Yethemba (Low)									
Opening Balance		13 092	16 981	29 573	30 206	42 389	44 559	52 322	46 754
Plus Receipts	14 587	5 455	13 762	11 358	13 631	4 724	9 312	5 542	24 067
Sub Total	14 587	18 547	30 743	40 931	43 836	47 113	53 872	57 864	70 821
Less Payments	-1 495	-1 566	-1 170	-1 575	-1 497	-1 554	-1 550	-1 111	-10 434
Closing Balance	13 092	16 981	29 573	39 356	42 339	45 559	52 322	46 754	60 388
EC135 Intsika Yethu (Low)									
Opening Balance		10 254	9 047	3 487	3 152	4 968	-9 041	-9 042	-928
Plus Receipts	12 855	-233	-565	7	-37	-11 484	7 956	18 469	18 469
Sub Total	12 855	10 022	8 482	3 493	3 115	-6 516	-9 042	-1 086	17 541
Less Payments	-2 601	-975	-4 995	-341	1 853	-2 526	157	157	-919
Closing Balance	10 254	9 047	3 487	3 152	4 968	-9 041	-9 042	-928	16 622
EC136 Emalaheni (EC) (Low)									
Opening Balance		113 167	126 575	118 686	128 584	135 493	173 057	165 228	163 471
Plus Receipts	121 477	18 796	12 167	21 440	34 080	51 793	5 036	11 994	51 356
Sub Total	121 477	131 963	138 742	140 126	162 664	187 286	178 093	177 222	214 827
Less Payments	-8 310	-5 388	-20 056	-11 542	-27 170	-14 229	-12 864	-13 752	-10 305
Closing Balance	113 167	126 575	118 686	128 584	135 493	173 057	165 228	163 471	204 522
EC137 Engcobo (Medium)									
Opening Balance	-2	56 188	41 822	24 006	-4 226	-19 862	10 023	47 706	35 127





Cash Flow Summary for Financial Year End : 2022.

R thousand	July	Aug	Sept	Oct	Nov	Dec	Jan	Feb	Mar
Plus Receipts	67 717	1 144	411	344	418	53 697	47 351	1 159	80 702
SubTotal	67 715	57 332	42 233	24 350	-3 808	33 835	57 374	48 865	115 828
Less Payments	-11 526	-15 510	-18 228	-23 576	-16 054	-23 812	-14 668	-13 738	-22 020
Closing Balance	56 188	41 822	24 006	774	-19 862	10 023	42 706	35 127	93 808
EC138 Sakhisizwe (Low)									
Opening Balance		41 752	46 238	52 821	51 974	54 390	71 358	90 788	98 766
Plus Receipts	43 546	4 492	8 671	1 541	3 734	18 164	1 283	10 211	27 841
SubTotal	43 546	46 244	54 910	54 362	55 707	72 555	72 641	100 999	126 608
Less Payments	-1 794	-6	-2 088	-2 389	-1 317	-1 197	-936	-2 233	-5 068
Closing Balance	41 752	46 238	52 821	51 974	54 390	71 358	71 705	98 766	121 540
EC139 Enoch Mgjijima (Medium)									
Opening Balance	37 890	217 372	257 512	304 710	422 001	432 524	617 967	620 007	619 330
Plus Receipts	235 828	91 799	73 125	271 012	92 323	288 135	89 882	62 368	62 368
SubTotal	273 719	309 172	330 637	575 722	514 323	720 660	707 849	682 374	619 330
Less Payments	-96 054	-51 660	-29 927	-153 722	-81 799	-102 692	-87 842	-83 045	
Closing Balance	217 664	257 512	304 710	422 001	432 524	617 967	620 007	619 330	




Cash Flow Summary for Financial Year End : 2022

R thousand	July	Aug	Sept	Oct	Nov	Dec	Jan	Feb	Mar
DC16 Xhariep (Low)									
Opening Balance		2 123	4 425	6 706	9 546	11 473	14 366	18 452	22 549
Plus Receipts									
SubTotal		2 123	4 425	6 706	9 546	11 473	14 366	18 452	22 549
Less Payments	2 123	2 302	2 281	2 840	1 927	2 893	4 086	4 097	2 460
Closing Balance	2 123	4 425	6 706	9 546	11 473	14 366	18 452	22 549	25 009
FS181 Masilonyana (Low)									
Opening Balance									
Plus Receipts									
SubTotal									
Less Payments									
Closing Balance									





Cash Flow Summary for Financial Year End : 2022

R thousand	July	Aug	Sept	Oct	Nov	Dec	Jan	Feb	Mar
GT421 Emfuleni (High)									
Opening Balance	273 481	-77 468	262 998	332 357	189 237	258 517	396 944	16 553	27 668
Plus Receipts	569 286	527 827	408 867	529 530	346 964	543 460	360 054	324 416	516 267
SubTotal	842 767	450 358	671 865	861 887	536 201	801 978	756 998	340 969	543 935
Less Payments	-916 234	-187 360	-339 509	-672 650	-277 684	-405 034	-740 445	-313 301	-671 330
Closing Balance	-73 466	262 998	332 357	189 237	258 517	396 944	16 553	27 668	-127 395







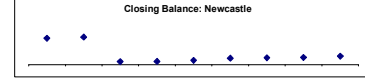

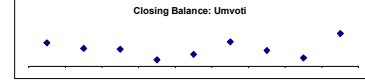
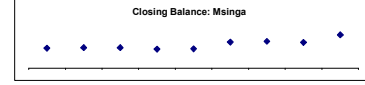
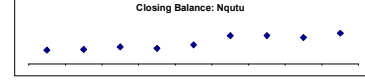



Cash Flow Summary for Financial Year End : 2022

R thousand	July	Aug	Sept	Oct	Nov	Dec	Jan	Feb	Mar
Opening Balance		-1 801	228 405	226 795	225 120	225 119	225 119	225 119	225 128
Plus Receipts									
SubTotal		-1 801	228 405	226 795	225 120	225 119	225 119	225 119	225 128
Less Payments	-1 791	-1 674	-1 621	-1 675	-1				
Closing Balance	-1 791	-3 475	226 784	225 120	225 119	225 119	225 119	225 118	225 128
KZN235 Okhahlamba (Low)									
Opening Balance		116	-61	-654	-894	-1 044	-2 041	-2 044	-5 678
Plus Receipts	116								
SubTotal	116	116	-61	-654	-894	-1 044	-2 041	-2 044	-5 678
Less Payments		-177	-593	-240	-150	-965	-3 639	-84	
Closing Balance	116	-61	-654	-894	-1 044	-2 039	-2 041	-5 683	-5 761




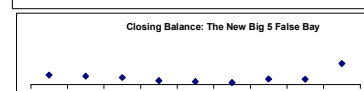


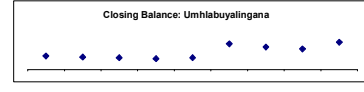

Cash Flow Summary for Financial Year End : 2022

R thousand	July	Aug	Sept	Oct	Nov	Dec	Jan	Feb	Mar
KZN237 Inkosi Langalibalele (Medium)									
Opening Balance				-6 428	-14 968	-31 537	-42 198	-45 209	-49 322
Plus Receipts									
SubTotal				-6 428	-14 968	-31 537	-42 198	-45 209	-49 322
Less Payments			-6 428	-8 540	-16 569	-10 661	-3 011	-4 113	-10 564
Closing Balance			-6 428	-14 968	-31 537	-42 198	-45 209	-49 322	-59 886
KZN238 Alfred Duma (High)									
Opening Balance	453 462	531 827	687 014	732 113	784 801	801 060	922 808	966 082	985 111
Plus Receipts	83 902	215 658	115 358	100 063	71 530	192 375	77 425	78 590	159 728
SubTotal	537 364	747 486	802 372	832 176	856 331	993 435	1 000 233	1 044 673	1 144 840
Less Payments	-6 818	-60 471	-70 259	-47 375	-55 271	-70 627	-34 151	-59 561	-74 571
Closing Balance	530 546	687 014	732 113	784 801	801 060	922 808	966 082	985 111	1 070 269
DC23 Uthukela (Medium)									
Opening Balance	45 658	325 347	322 463	368 287	385 235	344 040	529 977	519 664	517 475
Plus Receipts	293 009	16 668	63 244	43 379	12 759	216 147	18 216	42 384	200 809
SubTotal	338 667	342 015	385 707	411 666	397 994	560 187	548 192	562 048	718 283
Less Payments	-13 520	-19 552	-17 420	-26 431	-53 954	-30 210	-28 528	-44 573	-27 774
Closing Balance	325 347	322 463	368 287	385 235	344 040	529 977	519 664	517 475	690 510
KZN241 Endumeni (Medium)									
Opening Balance		97	-497	-1 107	-2 149	-4 554	5 570	-8 237	-9 931
Plus Receipts									
SubTotal		97	-497	-1 107	-2 149	-4 554	5 570	-8 237	-9 931
Less Payments		97	-594	-610	-1 042	-2 405	-13 807	-1 694	-3 089
Closing Balance		97	-497	-1 107	-2 149	-4 554	5 570	-8 237	-9 931
KZN242 Nquthu (Low)									
Opening Balance		77 272	80 894	95 058	86 845	106 387	158 335	159 748	149 042
Plus Receipts	77 293	3 637	15 939	3 080	14 536	74 392	6 067	3 185	35 343
SubTotal	77 293	80 909	96 834	98 138	106 408	180 778	164 401	162 934	184 384
Less Payments	-20	-15	-1 776	-11 293	-21	-22 443	-4 653	-13 892	-11 861
Closing Balance	77 272	80 894	95 058	86 845	106 387	158 335	159 748	149 042	172 523
KZN244 Msinga (Low)									
Opening Balance	84 916	172 495	171 044	171 674	159 904	161 510	218 792	224 403	216 649
Plus Receipts	89 174	3 237	13 300	1 312	14 536	75 354	10 110	1 555	78 847
SubTotal	174 090	175 733	184 344	172 986	174 441	236 864	228 901	225 958	295 496
Less Payments	-6 116	-4 689	-12 670	-13 081	-12 930	-18 073	-4 498	-9 309	-15 960
Closing Balance	167 974	171 044	171 674	159 904	161 510	218 792	224 403	216 649	279 536
KZN245 Umvoti (Medium)									
Opening Balance		39 192	29 766	28 783	10 817	20 053	40 969	26 466	14 114
Plus Receipts	39 192	-9 426	-983	-17 966	9 236	20 916	-14 503	-12 352	41 003
SubTotal	39 192	29 766	28 783	10 817	20 053	40 969	26 466	14 114	55 117
Less Payments									
Closing Balance	39 192	29 766	28 783	10 817	20 053	40 969	26 466	14 114	55 117
DC24 Umzinyathi (Low)									
Opening Balance		294 038	336 091	385 913	605 081	627 175	832 176	983 840	1 042 139
Plus Receipts	357 414	31 519	43 848	170 402	26 915	250 795	81 521	56 229	291 595
SubTotal	357 414	325 557	379 939	556 315	631 996	877 971	913 696	1 040 069	1 333 734
Less Payments	-63 376	10 534	5 974	48 796	-4 820	-45 795	70 143	2 070	-20 506
Closing Balance	294 038	336 091	385 913	605 081	627 175	832 176	983 840	1 042 139	1 313 229
KZN252 Newcastle (High)									
Opening Balance		7 364 728	7 681 853	827 402	893 110	1 211 218	1 772 627	1 935 132	2 022 842
Plus Receipts	7 485 516	498 293	-6 708 038	192 747	496 287	742 540	279 034	229 787	498 167
SubTotal	7 485 516	7 863 021	973 815	1 020 150	1 389 397	1 953 756	2 051 661	2 164 919	2 522 009
Less Payments	-120 787	-181 168	-146 412	-127 040	-178 180	-181 139	-116 530	-142 077	-155 096
Closing Balance	7 364 728	7 681 853	827 402	893 110	1 211 218	1 772 627	1 935 132	2 022 842	2 366 914
KZN253 eMadiangeni (Low)									
Opening Balance		11 809	13 473	26 437	15 507	5 076	11 622	6 042	5 953
Plus Receipts	11 809	1 664	12 964	-10 930	-10 431	6 546	-5 580	-72	-12 059
SubTotal	11 809	13 473	26 437	15 507	5 076	11 622	6 042	5 970	-4 106
Less Payments								-17	-17
Closing Balance	11 809	13 473	26 437	15 507	5 076	11 622	6 042	5 953	-6 123
KZN254 Dannhauser (Low)									
Opening Balance	11 322	65 684	64 520	66 823	70 826	81 851	112 614	110 716	108 756
Plus Receipts	60 660	9 529	9 400	7 825	18 851	43 270	1 203	1 803	57 469
SubTotal	71 981	75 212	73 920	74 648	89 677	125 121	113 817	112 519	166 225
Less Payments	-6 297	-10 693	-7 097	-3 822	-7 826	-12 507	-3 100	-3 763	-12 213
Closing Balance	65 684	64 520	66 823	70 826	81 851	112 614	110 716	108 756	154 012
DC25 Amajuba (Low)									
Opening Balance	-50 267	-55 726	-64 948	-76 649	-87 321	-97 414	-109 784	-117 757	-125 403
Plus Receipts									
SubTotal	-50 267	-55 726	-64 948	-76 649	-87 321	-97 414	-109 784	-117 757	-125 403
Less Payments	-5 459	-9 221	-11 702	-10 672	-10 092	-12 370	-9 773	-7 649	-12 180
Closing Balance	-55 726	-64 948	-76 649	-87 321	-97 414	-109 784	-117 757	-125 406	-137 583
KZN261 eDumbe (Low)									
Opening Balance		-471	-471	-471	8 440	8 030	8 014	8 013	8 013
Plus Receipts									
SubTotal		-471	-471	-471	8 440	8 030	8 014	8 013	8 013
Less Payments									
Closing Balance		-471	-471	-471	8 440	8 030	8 014	8 013	8 013
KZN262 uPhongolo (Low)									
Opening Balance	10 000	-7 661	-29 086	-45 009	-74 433	-105 298	-142 641	-142 641	-161 096
Plus Receipts									
SubTotal	10 000	-7 661	-29 086	-45 009	-74 433	-105 298	-142 641	-142 641	-161 096
Less Payments	-17 661	-21 424	-15 924	-29 423	-30 865	-37 343	-48 455	-58 455	-73 353
Closing Balance	-7 661	-29 086	-45 009	-74 433	-105 298	-142 641	-142 641	-161 096	-198 448
KZN263 Abaqulusi (Low)									
Opening Balance	25 135	128 944	116 332	143 848	128 304	135 968	156 119	171 431	170 401
Plus Receipts	114 592	32 524	45 882	37 047	50 046	87 860	38 582	32 869	99 478
SubTotal	139 727	161 468	162 214	180 894	178 350	223 828	194 702	204 300	269 879
Less Payments	-10 827	-45 116	-18 386	-52 590	-42 382	-67 708	-23 271	-33 899	-62 185
Closing Balance	128 900	116 352	143 848	128 304	135 968	156 119	171 431	170 401	207 694
KZN265 Nongoma (Low)									
Opening Balance		17	4	8	15 850	15 846	15 849	15 858	15 858
Plus Receipts									
SubTotal		17	4	8	15 850	15 846	15 849	15 858	15 858
Less Payments									
Closing Balance		17	4	8	15 850	15 846	15 849	15 858	15 858
KZN266 Ulundi (Low)									
Opening Balance		75 121	79 421	86 423	110 557	115 076	168 511	170 291	177 345
Plus Receipts	75 121	4 300	7 002	24 134	4 519	53 435	1 779	7 058	47 020
SubTotal	75 121	79 421	86 423	110 557	115 076	168 511	170 291	177 349	224 365
Less Payments								-4	4
Closing Balance	75 121	79 421	86 423	110 557	115 076	168 511	170 291	177 345	224 369




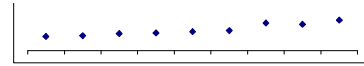
Cash Flow Summary for Financial Year End : 2022

R thousand	July	Aug	Sept	Oct	Nov	Dec	Jan	Feb	Mar
DC26 Zululand (Medium)									
Opening Balance	18 759	135 656	205 805	215 852	145 092	32 611	185 691	132 255	5 147
Plus Receipts	571 596	341 156	231 353	87 917	2 012	384 344	15 023	47 245	383 789
SubTotal	590 355	476 812	437 158	303 769	147 105	416 955	200 714	179 501	388 936
Less Payments	-455 999	-271 007	-221 306	-158 676	-114 494	-231 264	-68 459	-174 354	-251 747
Closing Balance	134 357	205 805	215 852	145 092	32 611	185 691	132 255	5 147	137 189
KZN271 Umhlabuyalingana (Medium)									
Opening Balance	10 722	78 835	72 069	68 985	63 411	68 675	147 429	129 352	118 996
Plus Receipts	77 500	12 444	20 622	9 079	19 027	110 978	1 666	9 907	58 280
SubTotal	88 222	91 278	92 691	78 064	82 438	179 653	149 095	139 259	177 276
Less Payments	-9 387	-19 210	-23 707	-14 653	-13 763	-32 224	-19 743	-20 263	-21 169
Closing Balance	78 835	72 069	68 985	63 411	68 675	147 429	129 352	118 996	156 107
KZN275 Mtubatuba (Low)									
Opening Balance	-3	401	351	-1 157	-1 204	-1 250	-1 292	-2 474	-2 526
Plus Receipts									
SubTotal	-3	401	351	-1 157	-1 204	-1 250	-1 292	-2 474	-2 526
Less Payments	412	-38	-1 503	-44	-43	-40	-1 170	-40	-40
Closing Balance	409	363	-1 151	-1 201	-1 247	-1 289	-2 463	-2 514	-2 526
KZN276 Hibisa Big Five (Low)									
Opening Balance		52 980	47 143	40 035	22 095	18 014	12 207	30 975	30 560
Plus Receipts	50 164	-3 821	-7 805	-13 217	-7 278	104	18 156	-7 784	95 423
SubTotal	50 164	49 159	39 338	26 818	14 817	18 118	30 363	23 192	125 983
Less Payments	2 817	-2 016	697	-4 723	3 197	-5 911	612	7 368	-10 248
Closing Balance	52 980	47 143	40 035	22 095	18 014	12 207	30 975	30 560	115 735
DC27 Umkhanyakude (Medium)									
Opening Balance								17 616	70 354
Plus Receipts									
SubTotal								17 616	70 354
Less Payments								17 616	52 738
Closing Balance								17 616	70 354
KZN281 Mfolozi (Medium)									
Opening Balance		-6 794	-618	5 732	12 860	21 727	29 052	34 898	41 825
Plus Receipts									
SubTotal		-6 794	-618	5 732	12 860	21 727	29 052	34 898	41 825
Less Payments	-6 794	6 176	6 350	7 128	8 867	7 325	5 846	6 927	6 486
Closing Balance	-6 794	-618	5 732	12 860	21 727	29 052	34 898	41 825	48 311
KZN282 uMhlatuze (High)									
Opening Balance		181 276	221 285	268 755	1 017 962	1 066 231	744 226	675 408	538 976
Plus Receipts	441 522	299 306	304 130	169 109	231 510	381 789	221 426	217 508	321 596
SubTotal	441 522	490 582	525 415	437 864	1 249 472	1 447 999	965 652	892 916	860 572
Less Payments	-260 245	-359 297	-256 661	-240 572	-183 261	-703 773	-290 244	-353 940	-675 582
Closing Balance	181 276	221 285	268 755	197 292	1 066 231	744 226	675 408	538 976	184 990
KZN284 uMlalazi (Low)									
Opening Balance			-88	-71 060	-117 946	-164 236	-218 140	-274 811	-312 423
Plus Receipts									
SubTotal			-88	-71 060	-117 946	-164 236	-218 140	-274 811	-312 423
Less Payments			-17 058	-46 887	-46 283	-53 910	-56 671	-37 612	-63 127
Closing Balance			-71 146	-117 946	-164 230	-218 146	-274 811	-312 423	-375 550
KZN285 Mthonjaneni (Low)									
Opening Balance		1 854	3 752	6 929	12 115	11 843	11 703	11 839	11 796
Plus Receipts	1 854	1 897	3 177	5 185	-271	-140	135	-43	-38
SubTotal	1 854	3 752	6 929	12 114	11 843	11 703	11 839	11 795	11 757
Less Payments									3
Closing Balance	1 854	3 752	6 929	12 115	11 843	11 703	11 839	11 796	11 761
KZN286 Nkandla (Medium)									
Opening Balance	54 185	63 663	109 351	153 369	175 648	223 259	234 409	234 409	234 409
Plus Receipts									
SubTotal	54 185	63 663	109 351	153 369	175 648	223 259	234 409	234 409	234 409
Less Payments									
Closing Balance	54 185	63 663	109 351	153 369	175 648	223 259	234 409	234 409	234 409
DC28 King Cetshwayo (High)									
Opening Balance	-210 437	748 971	899 306	748 505	1 108 647	1 230 121	1 509 888	1 730 266	1 680 920
Plus Receipts	568 762	215 970	68 155	451 816	2 155 550	410 709	241 530	63 905	721 879
SubTotal	358 325	964 941	967 461	1 200 321	1 324 197	1 640 831	1 751 419	1 794 171	2 402 799
Less Payments	-110 775	-65 634	-218 957	-91 674	-84 075	-130 942	-21 153	-113 251	-227 739
Closing Balance	247 550	899 306	748 505	1 108 647	1 230 121	1 509 888	1 730 266	1 680 920	2 175 060
KZN291 Mandeni (Low)									
Opening Balance		95	37 476	1 730	35 498	105 348	176 072	196 110	190 448
Plus Receipts	95	-2 017	4 255	34 124	19 444	74 194	20 068	-5 630	66 837
SubTotal	95	-1 922	41 730	35 855	54 942	179 542	196 140	190 480	257 285
Less Payments		-402		-356	406	-3 470	-29	-32	-38
Closing Balance	95	-2 524	41 730	35 498	55 348	176 072	196 110	190 448	257 247
KZN292 KwaDukuza (High)									
Opening Balance	973 742	1 172 124	1 297 338	1 449 155	1 612 614	1 729 349	2 420 312	2 622 711	2 331 605
Plus Receipts	210 762	147 791	176 527	156 674	163 239	250 398	141 682	153 665	245 836
SubTotal	1 184 404	1 319 915	1 473 865	1 605 829	1 775 853	1 979 747	2 561 994	2 776 376	2 577 441
Less Payments	-12 371	-22 579	-26 708	-32 215	-36 504	-440 565	-12 470	-19 690	-26 398
Closing Balance	1 172 124	1 297 338	1 449 155	1 612 614	1 729 349	2 420 312	2 549 524	2 756 705	2 551 043
KZN293 Ndwedwe (Low)									
Opening Balance		25 590	45 263	77 797	103 399	129 941	213 174	238 793	255 802
Plus Receipts	25 668	19 936	32 395	25 902	26 709	83 063	25 620	16 922	75 826
SubTotal	25 668	45 263	77 658	103 700	130 103	213 004	238 794	255 714	331 628
Less Payments	-78	-263	139	-301	-162	171	-2	88	44
Closing Balance	25 590	45 263	77 797	103 399	129 941	213 174	238 793	255 802	331 673
KZN294 Maphumulo (Medium)									
Opening Balance	809	242 908	252 872	283 949	303 880	327 502	410 492	397 426	375 611
Plus Receipts	242 178	9 975	31 081	19 930	38 024	98 162	313	416	217
SubTotal	242 988	252 883	283 953	303 879	341 704	425 665	410 805	397 842	375 827
Less Payments	-80	-11	-4	-198	-14 202	-13 379	-13 379	-22 232	-15 995
Closing Balance	242 908	252 872	283 949	303 880	327 502	410 492	397 426	375 611	359 833
DC29 iLembe (Low)									
Opening Balance	184 652	401 583	369 868	376 114	349 287	339 176	589 482	570 004	643 642
Plus Receipts	336 134	31 227	85 873	92 937	128 108	388 300	65 645	182 568	258 140
SubTotal	520 787	432 810	455 741	469 051	477 395	727 476	655 127	752 572	901 782
Less Payments	-119 220	-62 937	-79 627	-119 764	-138 219	-137 994	-85 124	-108 931	-147 447
Closing Balance	401 567	369 873	376 114	349 287	339 176	589 482	570 004	643 641	754 335
KZN433 Greater Kokstad (Low)									
Opening Balance	50 424	95 300	101 113	110 621	107 435	134 990	148 622	157 714	175 902
Plus Receipts	74 396	44 517	40 692	40 426	56 552	58 338	26 846	36 274	53 563
SubTotal	124 819	139 817	141 804	151 047	163 987	193 328	175 469	193 988	229 465
Less Payments	-29 519	-38 655	-31 183	-43 612	-28 997	-44 706	-17 754	-18 086	-40 125
Closing Balance	95 300	101 162	110 621	107 435	134 990	148 622	157 714	175 902	189 340
KZN434 Ubuhlebezwe (Low)									
Opening Balance		-4 424	-8 746	-13 202	-18 153	-26 669	-29 647	-3 262	4 856
Plus Receipts						3 000	31 666	12 686	25 000
SubTotal		-4 424	-8 746	-13 202	-18 153	-23 669	-26 647	2 019	9 424
Less Payments	-4 424	-4 322	-4 457	-4 950	-6 517	-5 978	-5 381	-4 568	-4 451
Closing Balance	-4 424	-8 746	-13 202	-18 153	-26 669	-29 647	-3 262	4 856	25 405
KZN435 Umzimkhulu (Medium)									
Opening Balance	243 566	308 206	272 896	305 578	298 760	249 337	364 129	356 376	350 552
Plus Receipts	110 047	-26 335	44 623	3 919	-38 073	124 107	4 517	3 796	74 134
SubTotal	353 613	281 871	317 520	309 497	260 686	373 445	368 646	360 172	424 686
Less Payments	-12 324	-8 975	-11 941	-10 737	-11 349	-9 315	-12 270	-9 621	-16 024
Closing Balance	341 288	272 896	305 578	298 760	249 337	364 129	356 376	350 552	408 661
KZN436 Dr Nkosazana Dlamini Zuma (Medium)									
Opening Balance	80 134	83 695	96 023	99 218	106 621	113 192	155 641	148 266	



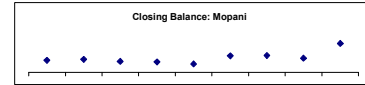


Cash Flow Summary for Financial Year End : 2022

R thousand	July	Aug	Sept	Oct	Nov	Dec	Jan	Feb	Mar
Plus Receipts	80 134	3 561	12 328	3 195	14 460	16 946	47 231		36 852
SubTotal	80 134	83 695	96 023	99 218	113 678	123 566	160 423	155 641	185 118
Less Payments					-7 057	-10 375	-4 782	-7 375	-13 281
Closing Balance	80 134	83 695	96 023	99 218	106 621	113 192	155 641	148 266	171 837
DC43 Harry Gwala (Low)									
Opening Balance	51 622	257 608	143 543	119 069	49 665	-6 513	53 559	58 013	5 496
Plus Receipts	290 381	10 423	60 888	26 167	12 666	206 944	47 459	18 158	306 071
SubTotal	342 003	268 031	204 431	145 236	62 330	200 430	101 017	76 170	311 567
Less Payments	-84 635	-124 488	-85 363	-95 571	-68 843	-146 872	-43 005	-70 674	-98 282
Closing Balance	257 368	143 543	119 069	49 665	-6 513	53 559	58 013	5 496	213 285



Cash Flow Summary for Financial Year End : 2022.

R thousand	July	Aug	Sept	Oct	Nov	Dec	Jan	Feb	Mar
LP LIMPOPO									
LIM331 Greater Giyani (Low)									
Opening Balance									
Plus Receipts									
Sub Total									
Less Payments									
Closing Balance									
LIM332 Greater Letaba (Low)									
Opening Balance	4 170	157 836	137 210	99 630	95 451	75 353	152 711	139 246	118 378
Plus Receipts	153 692	8 013	4 557	32 886	3 330	125 142	14 985	5 086	91 968
Sub Total	157 862	165 849	141 767	132 517	98 781	200 495	167 697	144 332	210 346
Less Payments		-26 639	-42 136	-37 105	-23 428	-47 784	-28 451	-25 954	-21 352
Closing Balance	157 862	137 210	99 630	95 412	75 353	152 711	139 246	118 378	188 954
LIM333 Greater Tzaneen (High)									
Opening Balance		279 312	342 365	327 687	317 166	251 993	149 940	40 149	-50 717
Plus Receipts	300 636	82 684							
Sub Total	300 636	361 996	342 365	327 687	317 166	251 993	149 940	40 149	-50 717
Less Payments	-21 323	-19 631	-14 678	-10 522	-65 172	-102 053	-109 791	-90 866	-105 031
Closing Balance	279 312	342 365	327 687	317 166	251 993	149 940	40 149	-50 717	-155 748
LIM334 Ba-Phalaborwa (Medium)									
Opening Balance		1 066	1 579	536	64 358	137 812	325 734	412 159	477 235
Plus Receipts	2 034	1 267	2 571	40 504	54 153	182 222	56 953	55 815	126 331
Sub Total	2 034	2 334	4 151	41 040	118 512	320 035	382 687	467 975	603 565
Less Payments	-968	-754	-3 615	23 318	19 301	5 700	29 472	9 260	27 412
Closing Balance	1 066	1 579	536	64 358	137 812	325 734	412 159	477 235	630 978
LIM335 Maruleng (Low)									
Opening Balance	125 174	208 780	209 227	208 931	243 467	276 462	323 761	351 819	363 926
Plus Receipts	84 882	16 803	14 789	48 711	25 363	67 567	10 423	11 947	74 256
Sub Total	210 056	225 583	224 016	257 642	268 830	344 029	334 184	363 766	438 182
Less Payments		-16 355	-15 085	-14 175	7 632	-20 269	17 636	160	-4 975
Closing Balance	210 056	209 227	208 931	243 467	276 462	323 761	351 819	363 926	433 207
DC33 Mopani (Low)									
Opening Balance	-79 478	410 341	366 764	305 998	292 554	231 635	464 444	471 978	395 596
Plus Receipts	587 180	5 668	919	22 620	5 297	338 211	93 053	5 832	480 705
Sub Total	507 703	416 009	367 683	328 618	297 851	567 846	557 497	477 810	876 301
Less Payments	-167 888	-49 245	-60 788	-36 064	-66 216	-103 402	-85 519	-82 214	-66 441
Closing Balance	339 815	366 764	306 895	292 554	231 635	464 444	471 978	395 596	809 860
LIM341 Musina (Low)									
Opening Balance	25 416	103 442	117 759	136 739	143 091	152 548	219 322	215 374	224 079
Plus Receipts	81 963	16 059	19 900	12 856	12 005	70 655	18 020	13 961	13 589
Sub Total	107 379	119 501	137 659	149 596	155 096	223 202	237 342	229 335	237 668
Less Payments	-467	-1 742	-919	-4 505	-2 548	-3 880	-21 968	-5 256	-3 878
Closing Balance	106 912	117 759	136 739	143 091	152 548	219 322	215 374	224 079	233 791
LIM343 Thulamela (Medium)									
Opening Balance	890 588	872 271	870 176	861 267	760 064	729 678	819 457	826 016	789 828
Plus Receipts	3 054	9 116	15 449	23 871	33 002	163 030	43 559	10 883	76 001
Sub Total	893 642	881 387	885 625	885 138	793 066	892 709	863 016	836 900	865 829
Less Payments	-21 371	-11 211	-24 358	-125 074	-63 388	-73 252	-37 000	-47 072	-55 307
Closing Balance	872 271	870 176	861 267	760 064	729 678	819 457	826 016	789 828	810 522
LIM344 Makhado (Medium)									
Opening Balance	226 078	328 440	250 413	256 324	240 900	205 033	289 172	218 686	181 408
Plus Receipts	242 016	42 136	61 001	110 185	56 527	187 020	40 882	63 805	180 430
Sub Total	468 094	370 576	311 414	366 509	297 428	392 053	330 055	282 491	361 838
Less Payments	-119 362	-120 163	-55 090	-125 608	-92 395	-102 881	-111 369	-101 083	-131 259
Closing Balance	348 732	250 413	256 324	240 900	205 033	289 172	218 686	181 408	230 579
LIM345 Collins Chabane (Medium)									
Opening Balance	423 240	429 454	484 150	440 036	427 542	381 493	437 484	417 845	397 601
Plus Receipts	79 046	103 653	1 229	26 811	15 103	142 742	1 140	20 072	130 177
Sub Total	502 287	533 107	485 379	466 846	442 646	524 235	438 624	437 917	527 778
Less Payments	-72 819	-48 957	-45 343	-39 304	-61 153	-86 751	-20 779	-40 316	-55 902
Closing Balance	429 467	484 150	440 036	427 542	381 493	437 484	417 845	397 601	471 877
DC34 Vhembe (Low)									
Opening Balance	110 283	656 070	617 221	463 899	472 056	363 983	356 997	277 194	259 828
Plus Receipts	629 675	2 043	9 493	119 664	24 996	103 709	976	2 556	494 478
Sub Total	739 958	658 113	626 715	583 562	497 052	467 692	357 973	279 750	754 306
Less Payments	-74 534	-40 892	-162 816	-111 506	-133 069	-110 696	-80 779	-19 922	-67 481
Closing Balance	665 424	617 221	463 899	472 056	363 983	356 997	277 194	259 828	686 825
LIM351 Blouberg (Low)									
Opening Balance	41 331	123 442	88 677	50 758	11 472	-18 571	22 125	-9 729	-14 323
Plus Receipts	109 220	6 830	5 007	19 802	17 417	84 641	4 416	51 243	95 395
Sub Total	150 551	130 272	93 684	70 559	28 889	66 070	26 541	41 513	81 072
Less Payments	-25 514	-41 995	-42 927	-60 683	-47 460	-43 945	-36 270	-55 836	-51 527
Closing Balance	125 037	88 277	50 758	9 877	-18 571	22 125	-9 729	-14 323	29 545
LIM353 Molemole (Low)									
Opening Balance	89 531	334 250	322 304	335 282	329 048	303 801	325 312	296 721	278 964
Plus Receipts	256 299	11 714	35 670	15 014	5 472	57 505	2 832	19 345	119 863
Sub Total	345 830	345 964	358 064	350 297	334 520	361 306	328 144	316 066	398 827
Less Payments	-11 583	-23 669	-22 782	-21 248	-30 719	-36 053	-31 424	-37 101	-85 276
Closing Balance	334 237	322 294	335 282	329 048	303 801	325 312	296 721	278 964	313 551
LIM354 Polokwane (High)									
Opening Balance	301 145	690 003	725 134	592 385	559 831	567 525	974 299	975 001	950 694
Plus Receipts	809 187	265 137	209 798	226 502	244 507	793 558	213 362	208 181	851 404
Sub Total	1 110 332	955 140	934 932	818 887	804 338	1 361 083	1 187 661	1 183 682	1 802 098
Less Payments	-419 738	-230 006	-342 547	-259 055	-236 814	-386 785	-212 160	-232 988	-295 591
Closing Balance	690 593	725 134	592 385	559 831	567 525	974 299	975 001	950 694	1 506 507
LIM355 Lepelle-Nkumpi (Low)									
Opening Balance	285 750	282 665	422 080	407 285	403 494	396 852	455 291	451 226	482 855
Plus Receipts	-1 925	63 258	31 615	39 691	37 386	35 031	25 783	43 215	28 822
Sub Total	283 825	345 923	453 695	446 976	440 880	431 883	481 073	494 441	511 678
Less Payments	-22 073	76 157	-46 409	-31 807	-44 028	-23 408	-29 847	-11 587	37 848
Closing Balance	261 752	422 080	407 285	415 170	396 852	455 291	451 226	482 855	549 524
DC35 Capricorn (Medium)									
Opening Balance		297 296	107 421	78 854	27 956	-20 378	143 975	84 169	12 407
Plus Receipts	447 179	3 910	54 527	35 749	48 394	273 245	609	25 280	259 776
Sub Total	447 179	301 206	161 948	114 603	76 349	252 867	144 584	109 448	272 183
Less Payments	-149 883	-193 785	-83 094	-86 647	-96 727	-108 892	-60 415	-97 041	-121 593
Closing Balance	297 296	107 421	78 854	27 956	-20 378	143 975	84 169	12 407	150 590
LIM361 Thabazimbi (Low)									
Opening Balance	-13 386	-8	6 673	13 027	18 855	31 548	24 152	40 041	56 816
Plus Receipts	26 265	18 640	18 487	18 868	23 195	15 054	28 929	26 916	19 059
Sub Total	12 879	18 632	25 160	31 896	42 051	46 602	53 082	66 956	75 874
Less Payments	-27 979	-11 629	-13 707	-12 102	-10 053	-22 450	-13 041	-10 140	-13 184
Closing Balance	-15 100	6 973	11 453	19 794	31 548	24 152	40 041	56 816	62 690
LIM362 Lephalale (Medium)									
Opening Balance		116 931	147 038	385 666	362 541	361 955	474 752	690 110	684 854
Plus Receipts	122 592	25 113	174 953	17 447	31 362	161 447	32 953	30 346	84 941
Sub Total	122 592	142 044	321 991	403 113	393 903	523 403	507 706	720 456	769 794
Less Payments	-5 661	4 994	-8 828	-40 572	-31 048	-48 650	-7 245	-35 602	-41 460
Closing Balance	116 931	147 038	313 163	362 541	361 955	474 752	500 460	684 854	728 335



Cash Flow Summary for Financial Year End : 2022


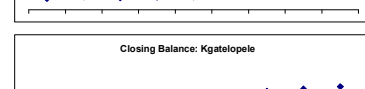

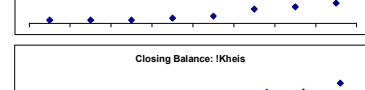

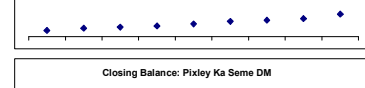
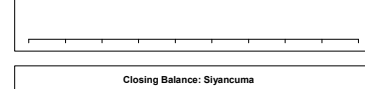

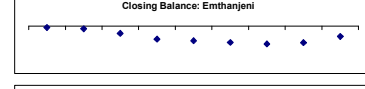
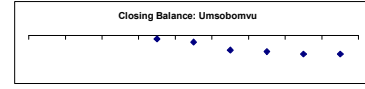
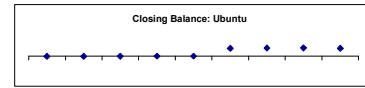
R thousand	July	Aug	Sept	Oct	Nov	Dec	Jan	Feb	Mar
LIM366 Bela Bela (Medium)									
Opening Balance	14 985	55 504	46 331	31 447	41 260	51 561	77 749	91 156	87 539
Plus Receipts	78 185	18 696	20 508	29 369	24 498	65 145	29 997	22 244	68 790
SubTotal	93 170	74 200	66 840	60 816	65 757	116 706	107 746	113 400	156 329
Less Payments	-35 197	-27 869	-35 393	-19 556	-14 196	-38 957	-16 591	-25 860	-40 819
Closing Balance	57 972	46 331	31 447	41 260	51 561	77 749	91 156	87 539	115 510
LIM367 Mogalakwena (Low)									
Opening Balance	73 027	299 938	259 459	271 861	221 822	196 727	210 512	199 033	209 485
Plus Receipts	290 628	20 706	54 284	58 571	55 283	198 858	58 247	109 649	245 400
SubTotal	90 739	21 570	48 127	43 531	277 105	395 585	268 760	308 683	454 885
Less Payments	-43 715	-81 185	-41 882	-108 609	-80 378	-185 073	-69 726	-99 198	-126 259
Closing Balance	299 940	259 459	271 861	221 822	196 727	210 512	199 033	209 485	328 626
LIM368 Modimolle-Mookgongop (Medium)									
Opening Balance	17 507	-8 242	19 625	39 721	164 104	184 705	220 906	259 359	259 827
Plus Receipts	73 232	29 813	28 502	136 210	37 565	89 242	51 511	22 818	68 152
SubTotal	90 739	21 570	48 127	43 531	201 669	273 947	272 416	282 177	327 980
Less Payments	-45 049	-1 945	-8 406	-11 826	-16 964	-53 042	-13 058	-22 350	-7 697
Closing Balance	25 690	19 625	39 721	164 104	184 705	220 906	259 359	259 827	320 283
DC36 Waterberg (Low)									
Opening Balance	46 262	96 921	82 867	68 125	53 423	42 566	71 803	58 284	47 173
Plus Receipts	60 273	427	662	340	436	47 061	440	1 079	35 466
SubTotal	106 535	97 248	83 528	68 465	53 859	89 627	72 243	59 363	82 639
Less Payments	-9 632	-14 381	-15 404	-15 041	-11 293	-17 824	-13 960	-12 190	-16 472
Closing Balance	96 903	82 867	68 125	53 423	42 566	71 803	58 284	47 173	66 166
LIM471 Ephraim Mogale (Low)									
Opening Balance	250 618	387 785	364 978	360 614	358 700	353 601	402 313	401 041	394 755
Plus Receipts	112 311	-10 478	11 565	10 135	11 740	63 411	11 772	10 778	74 626
SubTotal	362 929	377 306	376 543	370 750	370 440	417 012	414 085	411 819	469 381
Less Payments	-2 824	-12 328	-15 929	-12 050	-16 838	-14 699	-13 044	-17 054	-18 023
Closing Balance	360 106	364 978	360 614	358 700	353 601	402 313	401 041	394 755	451 358
LIM472 Elias Motsaedi (Medium)									
Opening Balance	11 379	-8 223	-49 743	-93 826	-130 498	-161 611	-207 686	-235 200	-267 507
Plus Receipts	3 613	4 548	4 207	2 472	2 478	4 062	2 895	3 156	79 613
SubTotal	14 992	-3 676	-45 536	-91 355	-128 021	-157 549	-204 791	-232 044	-187 894
Less Payments	-24 209	-46 067	-48 290	-39 144	-33 590	-50 137	-30 409	-35 464	-46 096
Closing Balance	-9 217	-49 743	-93 826	-130 498	-161 611	-207 686	-235 200	-267 508	-233 990
LIM473 Makhuduthama (Low)									
Opening Balance									
Plus Receipts									
SubTotal									
Less Payments									
Closing Balance									
LIM476 Tubatse Fetakgomo (Low)									
Opening Balance	291 534	521 391	423 606	403 449	615 860	102 314	724 040	720 929	704 350
Plus Receipts	258 315	13 957	3 914	253 111	-492 120	672 718	9 511	6 427	56 270
SubTotal	549 849	535 348	427 520	656 561	123 740	775 032	733 551	727 356	760 620
Less Payments	-36 029	-111 742	-24 071	-40 701	-21 426	-50 993	-12 622	-23 006	-131 131
Closing Balance	513 820	423 606	403 449	615 860	102 314	724 040	720 929	704 350	629 490
DC47 Sekhukhune (High)									
Opening Balance	366 047	-377 061	-52 622	-159 280	-283 590	-382 611	-846 816	-671 665	-617 691
Plus Receipts	-434 777	457 199	42 503	33 724	34 042	-220 834	-54 109	369 909	-665 568
SubTotal	-48 730	80 137	-10 119	-125 556	-249 548	-603 445	-900 925	-301 756	-1 313 259
Less Payments	-308 331	-132 759	-149 161	-158 034	-133 063	-243 371	-136 787	-135 237	-182 930
Closing Balance	-377 061	-52 622	-159 280	-283 590	-382 611	-846 816	-1 037 712	-436 993	-1 496 188
MP MPUMALANGA									
MP301 Albert Luthuli (Medium)									
Opening Balance		729	5 021	-1 385	-3 938	30 387	-9 370	-26 327	-28 184
Plus Receipts	999	5 068	16 847	475	67 578	698	934	1 271	1 165
SubTotal	999	5 797	21 867	-910	63 640	31 085	-8 435	-25 056	-27 019
Less Payments	-269	-777	-23 252	-3 028	-33 253	-40 454	-17 891	-3 128	-51 195
Closing Balance	729	5 021	-1 385	-3 938	30 387	-9 370	-26 327	-28 184	-78 215
MP302 Msukaligwa (Low)									
Opening Balance	54 332	144 243	224 802	221 837	287 523	320 066	400 426	446 204	505 616
Plus Receipts	137 805	112 553	51 247	67 463	81 367	140 341	43 850	68 529	219 137
SubTotal	192 137	256 796	276 049	289 300	368 890	460 407	444 276	514 734	724 753
Less Payments	235	-31 994	-54 212	-1 777	-48 823	-59 981	1 929	-9 118	54 048
Closing Balance	192 372	224 802	221 837	287 523	320 066	400 426	446 204	505 616	778 802
MP303 Mkhondo (Low)									
Opening Balance	7 525	2 194	9 294	11 829	8 264	21 643	-13 720	7 798	14 423
Plus Receipts	85 803	25 466	47 075	39 881	23 749	49 584	38 790	19 555	95 495
SubTotal	93 328	27 660	56 369	51 710	32 013	71 227	25 070	27 353	109 917
Less Payments	-91 392	-18 366	-44 540	-43 446	-10 371	-84 947	-17 272	-12 991	-86 630
Closing Balance	1 935	9 294	11 829	8 264	21 643	-13 720	7 798	14 423	23 288
MP304 Pixley Ka Seme (MP) (Medium)									
Opening Balance	75 459	138 972	158 277	149 721	147 398	166 760	157 877	151 272	147 895
Plus Receipts	61 915	12 699	21 810	14 226	46 287	33 157	10 726	22 058	45 492
SubTotal	137 404	151 671	180 087	163 947	193 685	199 917	168 603	173 329	193 387
Less Payments	-11 783	-19 770	-30 366	-16 549	-26 925	-42 040	-17 331	-25 434	-19 998
Closing Balance	125 621	131 901	149 721	147 398	166 760	157 877	151 272	147 895	173 389
MP305 Lekwa (Low)									
Opening Balance	252 272	-99 159	-5 167	19 589	56 680	85 888	161 296	196 231	230 908
Plus Receipts	55 374	110 434	43 008	56 071	54 871	110 054	58 746	56 450	114 258
SubTotal	307 646	111 275	37 841	75 660	111 551	195 942	220 042	252 681	345 166
Less Payments	-15 882	-16 430	-18 252	-18 980	-25 663	-34 645	-23 811	-21 773	-37 535
Closing Balance	291 764	-5 155	19 589	56 680	85 888	161 296	196 231	230 908	307 630
MP306 Dipaleseng (Low)									
Opening Balance	6 454	39 448	52 338	56 781	54 950	66 960	88 463	94 419	99 890
Plus Receipts	45 059	24 953	25 238	11 629	31 160	36 648	11 660	11 775	50 000
SubTotal	51 513	64 402	77 576	68 410	86 110	103 608	100 123	106 194	149 890
Less Payments	-12 065	-12 063	-20 795	-13 460	-19 150	-15 145	-5 704	-6 304	-14 735
Closing Balance	39 448	52 338	56 781	54 950	66 960	88 463	94 419	99 890	135 155
MP307 Govan Mbeki (High)									
Opening Balance	203 130	347 537	448 438	512 961	543 527	639 171	700 813	780 346	858 369
Plus Receipts	293 671	167 899	142 478	109 349	135 347	224 466	130 251	122 822	217 965
SubTotal	496 801	515 436	590 917	622 309	678 874	863 638	831 064	903 168	1 076 334
Less Payments	-149 332	-66 996	-77 957	-78 782	-39 702	-162 825	-50 718	-44 798	-172 540
Closing Balance	347 469	448 438	512 961	543 527	639 171	700 813	780 346	858 369	903 794
DC30 Gert Sibande (Medium)									
Opening Balance	186 830	323 581	320 609	313 533	309 636	322 781	463 741	489 309	490 728
Plus Receipts	138 117	2 551	438	322	15 482	151 952	29 133	8 094	105 171
SubTotal	324 947	326 132	321 047	313 855	325 118	474 732	492 874	497 403	595 899
Less Payments	-1 366	-5 523	-7 514	-4 219	-2 337	-10 991	-3 565	-6 676	-10 922
Closing Balance	323 581	320 609	313 533	309 636	322 781	463 741	489 309	490 728	584 977
MP311 Victor Khanye (Medium)									
Opening Balance	18 779	-13 960	-2 771	13 564	30 508	48 504	41 717	59 617	46 554
Plus Receipts	23 635	29 783	30 620	35 687	35 021	21 695	34 727	24 997	82 704
SubTotal	42 414	16 223	28 049	49 251	65 529	70 199	76 444	84 614	129 257
Less Payments	-40 962	-18 995	-14 485	-18 743	-17 025	-28 461	-16 826	-37 161	-34 699
Closing Balance	1 452	-2 771	13 564	30 508	48 504	41 717	59 617	46 554	94 559
MP312 Emalahleni (MP) (High)									
Opening Balance	54 826	-22 954	65 690	11 007	1 972	-24 033	37 826	83 143	334 132
Plus Receipts	218 518	178 418	143 881	169 695	182 605	339 153	172 208	388 270	362 830
SubTotal	273 344	155 464	209 571	180 702	184 578	315 120	210 034	471 413	696 962
Less Payments	-296 208	-89 774	-198 564	-178 730	-206 611	-277 294	-126 891	-132 751	-306 935
Closing Balance	-22 954	65 690	11 007	1 972	-24 033	37 826			

Cash Flow Summary for Financial Year End: 2022

R thousand	July	Aug	Sept	Oct	Nov	Dec	Jan	Feb	Mar
MP314 Emakhazeni (Low)									
Opening Balance	36 694	48 778	60 211	54 473	56 589	54 487	74 374	71 741	72 682
Plus Receipts	60 622	19 448	9 236	20 850	19 623	37 502	8 134	11 936	26 873
SubTotal	97 316	68 225	69 447	75 323	76 212	91 989	82 508	83 677	99 555
Less Payments	-49 416	-8 014	-14 974	-18 735	-21 725	-17 615	-10 767	-10 995	-32 093
Closing Balance	47 900	60 211	54 473	56 589	54 487	74 374	71 741	72 682	67 462
MP315 Thembeisile Hani (Low)									
Opening Balance	138 713	307 993	311 084	281 589	259 451	250 776	405 676	397 145	405 433
Plus Receipts	191 617	20 675	-238	10 479	577	174 487	8 818	21 334	114 909
SubTotal	330 330	328 667	310 846	292 068	260 028	425 262	414 494	418 480	520 342
Less Payments	-21 473	-17 684	-29 257	-32 617	-9 253	-19 587	-17 349	-13 047	-16 953
Closing Balance	308 857	311 084	281 589	259 451	250 776	405 676	397 145	405 433	503 389
MP316 Dr J.S. Moroka (Low)									
Opening Balance	102 075	70 373	237 002	248 565	254 684	239 195	353 642	342 148	298 590
Plus Receipts	-1 050	162 248	30 435	20 382	4 655	146 331	3 685	8 577	137 515
SubTotal	101 025	232 721	267 437	268 947	259 340	385 526	357 327	350 725	436 104
Less Payments	-101 025	-5 527	-18 871	-14 263	-20 345	-31 884	-11 180	-32 135	-28 993
Closing Balance	101 025	247 194	248 565	254 684	239 195	353 642	342 148	298 590	409 112
DC31 Nkangala (High)									
Opening Balance	-38 578	60 244	112 576	110 711	103 126	97 674	216 189	210 510	205 561
Plus Receipts	97 822	57 308	3 476	127	371	126 243	115	608	94 796
SubTotal	59 244	117 552	116 053	110 838	103 498	223 917	216 305	211 118	300 357
Less Payments	-5 902	-4 976	-5 342	-7 712	-5 824	-7 727	-5 795	-5 567	-7 584
Closing Balance	53 342	112 576	110 711	103 126	97 674	216 189	210 510	205 561	292 773
MP321 Thaba Chweu (Low)									
Opening Balance	65 857	-15 237	-2 470	-1 776	-6 265	-10 421	-130 824	-135 224	-152 980
Plus Receipts	32 591	19 624	25 703	15 919	16 098	16 878	16 758	22 176	58 419
SubTotal	98 448	4 388	23 233	14 142	9 833	6 457	-114 066	-113 048	-94 561
Less Payments	-52 247	-6 858	-25 009	-20 407	-20 254	-134 366	-21 158	-39 932	108 470
Closing Balance	46 201	-2 470	-1 776	-6 265	-10 421	-127 909	-135 224	-152 980	13 909
MP324 Nkomazi (Medium)									
Opening Balance		531 013	556 113	562 908	563 023	613 357	842 174	1 178 953	1 305 953
Plus Receipts	389 632	53 454	106 228	66 643	80 758	285 756	326 218	138 298	390 428
SubTotal	389 632	584 468	662 341	629 551	643 780	899 113	1 168 392	1 317 252	1 696 382
Less Payments	-105 237	-28 355	-99 433	-66 529	-30 423	-56 939	-10 562	-11 298	-71 817
Closing Balance	284 395	556 113	562 908	563 023	613 357	842 174	1 178 953	1 305 953	1 624 565
MP325 Bushbuckridge (Low)									
Opening Balance	-3 108	-6 386	-10 739	-12 664	-10 448	-12 589	-12 510	-7 759	-10 546
Plus Receipts									
SubTotal	-3 108	-6 386	-10 739	-12 664	-10 448	-12 589	-12 510	-7 759	-10 546
Less Payments									
Closing Balance	-3 108	-6 386	-10 739	-12 664	-10 448	-12 589	-12 510	-7 759	-10 546
MP326 City of Mbombela (High)									
Opening Balance	61 915	30 486	-343 378	-535 362	-989 032	-1 309 712	-1 329 569	-1 669 497	-2 006 385
Plus Receipts	612 257	170 818	307 404	225 954	188 160	556 351	201 316	231 761	591 042
SubTotal	674 172	201 303	-35 974	-309 408	-800 872	-753 361	-1 128 253	-1 437 736	-1 415 343
Less Payments	-644 105	-544 681	-499 388	-479 624	-488 840	-576 208	-541 247	-668 649	-917 671
Closing Balance	30 067	-343 378	-535 362	-989 032	-1 309 712	-1 329 569	-1 669 500	-2 006 385	-2 333 014
DC32 Ehlanzeni (High)									
Opening Balance	80 961	315 483	386 833	505 761	583 744	591 114	941 756	1 074 538	1 121 615
Plus Receipts	245 719	88 000	173 741	117 195	42 746	402 610	150 066	78 295	399 045
SubTotal	326 680	403 483	560 574	622 956	626 491	993 724	1 091 822	1 152 833	1 520 660
Less Payments	-12 048	-16 649	-54 813	-39 212	-35 377	-51 968	-17 285	-31 218	-50 400
Closing Balance	314 632	386 833	505 761	583 744	591 114	941 756	1 074 538	1 121 615	1 470 260
NC NORTHERN CAPE									
NC451 Joe Morolong (Low)									
Opening Balance		93 078	92 165	98 346	93 917	69 346	11 685	-2 557	-30 789
Plus Receipts	97 598	4 697	11 927	31	2 319	46	90	4 293	77 876
SubTotal	97 598	97 774	104 092	98 377	96 236	69 392	11 775	1 736	47 087
Less Payments	-4 521	-5 609	-5 746	-4 460	-26 891	-57 707	-14 332	-32 525	-37 692
Closing Balance	93 078	92 165	98 346	93 917	69 346	11 685	-2 557	-30 789	9 395
NC452 Ga-Segonyana (Medium)									
Opening Balance	91 634	193 008	175 213	179 169	167 852	180 339	245 623	239 003	256 822
Plus Receipts	130 518	20 839	37 695	18 794	41 663	110 139	16 902	27 797	153 898
SubTotal	222 152	213 847	212 908	197 964	209 515	290 478	262 525	266 801	409 721
Less Payments	-27 974	-38 633	-33 739	-30 112	-29 176	-44 854	-23 522	-10 978	-52 925
Closing Balance	194 178	175 213	179 169	167 852	180 339	245 623	239 003	256 822	356 796
NC453 Gamagara (Medium)									
Opening Balance		-9	-20	14 105	-5 011	-30 408	-21 784	-44 073	-67 631
Plus Receipts	-9	-11	49 899	-8	-6	46 127	-11	-2	-6
SubTotal	-9	-20	49 879	14 097	-5 017	15 720	-21 794	-44 075	-67 637
Less Payments			-35 774	-19 108	-25 391	-37 503	-22 279	-23 556	-28 528
Closing Balance	-9	-20	14 105	-5 011	-30 408	-21 784	-44 073	-67 631	-96 165
DC45 John Taolo Gaetsewe (Medium)									
Opening Balance		3 000	5 688	5 688	5 688	5 688	6 171	6 471	8 970
Plus Receipts		2 688				483	300	2 500	51 904
SubTotal		3 000	5 688	5 688	5 688	6 171	6 471	8 971	60 874
Less Payments									
Closing Balance		3 000	5 688	5 688	5 688	6 171	6 471	8 970	60 874
NC061 Richtersveld (Medium)									
Opening Balance	2 250	7 523	13 637	13 473	12 530	8 437	2 470	-967	13 017
Plus Receipts		-1			-3			-3	2
SubTotal	2 250	7 522	13 637	13 473	12 527	8 437	2 470	-970	13 019
Less Payments		-900	-2 721	-2 656	-4 151	-4 466	-2 785	-962	-948
Closing Balance	2 250	6 622	10 916	10 817	8 376	3 971	-315	-1 832	12 071
NC062 Nama Khoi (Medium)									
Opening Balance	40 495	755 406	766 618	784 979	810 890	818 944	841 017	846 807	850 146
Plus Receipts	716 910	11 247	18 401	16 951	17 002	22 113	16 861	16 003	34 692
SubTotal	757 405	766 653	785 019	801 930	818 983	841 058	857 878	862 810	884 838
Less Payments	-2 000	-34	-38	-38	-37	-41	-11 070	-12 675	-27 236
Closing Balance	755 406	766 619	784 980	801 892	818 946	841 017	846 808	850 134	857 603
NC064 Kamiesberg (Low)									
Opening Balance	4 699	-16 115	14 120	16 267	10 818	14 711	11 289	16 638	15 770
Plus Receipts	12 803	37 556	13 656	4 175	10 307	12 835	10 128	5 649	34 602
SubTotal	17 502	21 441	27 776	20 442	21 125	27 546	21 417	22 287	50 372
Less Payments	-28 918	-7 322	-11 508	-9 624	-6 415	-16 257	-4 779	-6 517	-24 959
Closing Balance	-11 416	14 120	16 267	10 818	14 711	11 289	16 638	15 770	25 413
NC065 Hantam (Low)									
Opening Balance	7 733	25 008	22 607	10 939	15 970	5 958	4 135	9 410	8 530
Plus Receipts	22 532	26 852	11 132	17 959	17 501	20 893	16 435	9 589	25 140
SubTotal	30 265	51 860	33 739	28 898	33 471	26 851	20 570	18 999	33 671
Less Payments	-6 756	-29 253	-22 800	-12 929	-27 513	-22 716	-11 160	-10 469	-30 259
Closing Balance	23 508	22 607	10 939	15 970	5 958	4 135	9 410	8 530	3 412
NC066 Karoo Hoogland (Medium)									
Opening Balance		16 258	20 285	22 816	23 389	20 791	27 197	29 432	31 276
Plus Receipts	19 043	6 246	5 711	3 700	4 952	15 492	4 712	4 326	18 543
SubTotal	19 043	22 504	25 996	26 516	28 341	36 283	31 909	33 758	49 819
Less Payments	-2 785	-2 218	-3 180	-3 128	-7 550	-9 086	-2 477	-2 483	-6 946
Closing Balance	16 258	20 285	22 816	23 389	20 791	27 197	29 432	31 276	42 873
NC067 Khai-Ma (Low)									
Opening Balance	14	4 729	3 411	13 427	10 949	5 372	4 278	1 877	-1 711
Plus Receipts	14 924	5 361	16 736	1 452	2 105	12 766	996	1 860	23 762
SubTotal	14 938	10 090	20 147	14 919	13 054	18 138	5 274	3 737	22 052
Less Payments	-10 210	-6 679	-6 720	-3 970	-7 682	-13 860	-3 398	-5 447	-14 758
Closing Balance	4 729	3 411	13 427	10 949	5 372	4 278	1 877	-1 711	7 294
DC6 Namakwa (Medium)									
Opening Balance	4 775	24 781	24 781	24 781	24 781	16 875	20 906	22 270	48 213
Plus Receipts	36 423				485				



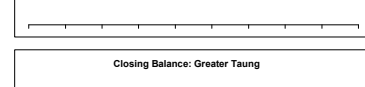

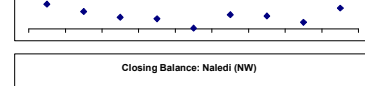

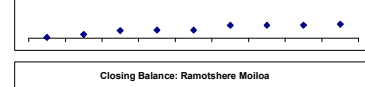
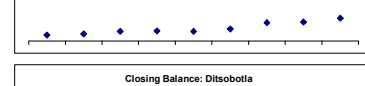
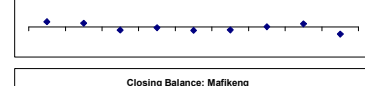

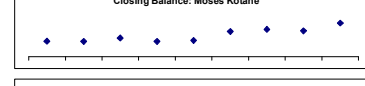

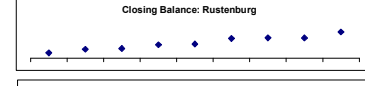
Cash Flow Summary for Financial Year End : 2022.

R thousand	July	Aug	Sept	Oct	Nov	Dec	Jan	Feb	Mar
NC071 Ubuntu (Medium)									
Opening Balance	319	-882	-585	525	1 806	2 746	90 767	92 481	94 341
Plus Receipts									
Sub Total	319	-882	-585	525	1 806	2 746	90 767	92 481	94 341
Less Payments	-1 106	619	1 111	1 281	411	88 020	1 715	1 859	-4 511
Closing Balance	-787	-283	525	1 806	2 217	90 767	92 481	94 341	89 830
NC072 Umsobomvu (Low)									
Opening Balance					-9 203	-18 075	-40 757	-44 845	-51 690
Plus Receipts									
Sub Total					-9 203	-18 075	-40 757	-44 845	-51 690
Less Payments					-9 203	-8 871	-22 683	-4 087	-6 845
Closing Balance					-9 203	-18 075	-40 757	-44 845	-51 690
NC073 Emthanjeni (Medium)									
Opening Balance		-8 336	-16 094	-41 462	-74 523	-82 907	-92 437	-100 791	-94 551
Plus Receipts	2							6 301	39 891
Sub Total	2	-8 336	-16 094	-41 462	-74 523	-82 907	-92 437	-94 490	-54 660
Less Payments	-8 336	-7 757	-29 369	-33 061	-8 384	-9 530	-8 354	-6 411	-4 128
Closing Balance	-8 336	-16 094	-41 462	-74 523	-82 907	-92 437	-100 791	-94 551	-58 788
NC074 Kareeberg (Medium)									
Opening Balance		2	49 933	76 068	91 022	122 837	133 941	131 618	131 141
Plus Receipts	2	32 765	27 624	15 312	33 667	13 416	2 208	6 687	88 193
Sub Total	2	32 767	77 557	91 380	124 689	136 252	136 149	138 306	219 334
Less Payments		17 167	-1 489	-359	-1 852	-2 312	-4 531	-7 165	-10 740
Closing Balance	2	49 933	76 068	91 022	122 837	133 941	131 618	131 141	208 594
NC075 Renosterberg (Medium)									
Opening Balance									
Plus Receipts									
Sub Total									
Less Payments									
Closing Balance									
NC076 Thembelihle (Low)									
Opening Balance		19 775	22 720	24 880	23 775	24 637	28 333	27 093	26 241
Plus Receipts	20 465	7 386	2 937	1 940	2 529	11 609	2 007	2 218	13 945
Sub Total	20 465	27 161	25 656	26 821	26 304	36 246	30 340	29 311	40 186
Less Payments	-691	-4 441	-776	-3 046	-1 667	-7 913	-3 247	-3 070	-13 061
Closing Balance	19 775	22 720	24 880	23 775	24 637	28 333	27 093	26 241	27 125
NC077 Siyathemba (Medium)									
Opening Balance									
Plus Receipts									
Sub Total									
Less Payments									
Closing Balance									
NC078 Siyancuma (Medium)									
Opening Balance		34 882	47 616	53 860	60 997	72 055	86 621	93 222	101 400
Plus Receipts	35 287	12 733	6 285	9 706	13 217	21 029	6 601	8 194	28 923
Sub Total	35 287	47 616	53 901	63 567	74 214	93 084	93 222	101 416	130 323
Less Payments	-465		-40	-2 570	-2 159	-6 463		-16	-3 346
Closing Balance	34 882	47 616	53 860	60 997	72 055	86 621	93 222	101 400	126 977
DC7 Pixley Ka Seme (NC) (Medium)									
Opening Balance	6 378	39 331	31 871	29 265	26 606	25 286	42 717	38 770	34 007
Plus Receipts	33 700	-5 752	-1 074	119	467	19 647	627	554	14 399
Sub Total	40 079	33 480	30 797	29 384	27 072	44 932	43 344	39 324	48 406
Less Payments	-848	-1 609	-1 532	-2 778	-1 787	-2 216	-4 573	-5 317	-2 005
Closing Balance	39 231	31 871	29 265	26 606	25 286	42 717	38 770	34 007	46 401
NC082 IKail Garib (Low)									
Opening Balance		17 615	17 615	17 615	27 084	37 790	74 155	85 430	104 598
Plus Receipts	17 615			9 469	17 728	36 355	11 275	19 282	17 782
Sub Total	17 615	17 615	17 615	27 084	44 811	74 155	85 430	104 712	122 380
Less Payments				-7 021				-114	-589
Closing Balance	17 615	17 615	17 615	27 084	37 790	74 155	85 430	104 598	121 792
NC084 IKheis (Low)									
Opening Balance		2 190	7 783	13 855	13 041	16 062	21 996	31 355	31 731
Plus Receipts	184	3 478	2 157	628	100	2 968	5 632	224	7 699
Sub Total	184	5 668	9 940	14 483	13 141	19 030	27 628	31 578	39 430
Less Payments	2 006	2 116	3 915	-1 442	2 921	2 966	3 726	153	4 814
Closing Balance	2 190	7 783	13 855	13 041	16 062	21 996	31 355	31 731	44 244
NC085 Tsantsabane (Low)									
Opening Balance		31 820	36 673	33 484	35 682	36 602	41 572	44 786	59 582
Plus Receipts	39 213	11 530	2 757	9 559	8 482	19 772	9 864	21 877	48 703
Sub Total	39 213	43 350	39 430	43 043	44 164	56 373	51 436	66 663	108 285
Less Payments	-7 393	-6 678	-5 946	-7 362	-7 562	-14 802	-6 650	-7 080	-14 211
Closing Balance	31 820	36 673	33 484	35 682	36 602	41 572	44 786	59 582	94 074
NC086 Kgatelepele (Low)									
Opening Balance		373	761	1 426	1 973	2 447	3 140	3 595	4 224
Plus Receipts	376	391	673	551	513	704	460	632	678
Sub Total	376	764	1 434	1 977	2 486	3 151	3 600	4 227	4 902
Less Payments	-3	-4	-8	-4	-39	-11	-5	-4	-4
Closing Balance	373	761	1 426	1 973	2 447	3 140	3 595	4 224	4 897
NC087 Dawid Kruijer (Medium)									
Opening Balance									
Plus Receipts									
Sub Total									
Less Payments									
Closing Balance									
DC8 Z F Mgcawu (Medium)									
Opening Balance		42	42	42	224	-441	865	25 554	24 907
Plus Receipts					183		24 885	-476	19 226
Sub Total		42	42	42	224	-441	25 750	25 077	44 133
Less Payments					-666	-975	-196	-170	-52
Closing Balance		42	42	42	224	-441	25 554	24 907	44 081
NC091 Sol Plaatje (High)									
Opening Balance	-40 262	86 062	31 628	-8 885	-87 160	-167 215	-245 042	-307 922	-373 492
Plus Receipts	254 578	171 072	151 996	139 397	139 797	190 200	143 136	147 781	243 989
Sub Total	214 316	257 134	183 623	130 513	52 637	22 985	-101 906	-160 141	-129 503
Less Payments	-211 524	-225 506	-192 808	-217 673	-219 852	-268 027	-206 016	-213 351	-206 385
Closing Balance	2 792	31 628	-8 885	-87 160	-167 215	-245 042	-307 922	-373 492	-335 887
NC092 Dikgatlong (Low)									
Opening Balance		48 005	43 706	43 422	35 894	32 678	20 230	17 383	9 683
Plus Receipts	52 223	6 174	6 313	2 226	2 682	1 498	2 253	3 639	18 554
Sub Total	52 223	54 178	50 019	45 648	38 576	34 176	22 483	21 023	28 237
Less Payments	-4 219	-10 473	-6 597	-9 754	-8 876	-13 947	-5 099	-11 339	-11 208
Closing Balance	48 005	43 706	43 422	35 894	32 678	20 230	17 383	9 683	17 029
NC093 Magareng (Low)									
Opening Balance	1 520	-13 641	7 377	9 234	17 341	9 521	3 057	1 312	8 848
Plus Receipts	2 055	38 680	11 973	12 524	5 934	19 510	2 482	12 307	18 003
Sub Total	3 575	25 040	19 350	21 758	23 275	29 031	5 539	13 620	26 851
Less Payments	-22 372	-17 662	-10 116	-4 416	-4 134	-25 974	-4 227	-4 772	-26 320
Closing Balance	-18 797	7 377	9 234	17 341	9 521	3 057	1 312	8 848	531
NC094 Phokwane (Medium)									
Opening Balance	6 476	6 791	14 426	18 016	75 128	95 857	97 830	92 022	106 310
Plus Receipts	8 306	7 126	8 599	8 935	20 921	1 973	10 260	12 381	11 987
Sub Total	14 782	13 917	23 026	26 951	96 049	97 830	108 090	104 403	118 297
Less Payments	-7 991	509	-16 032	-6 476	-192	-16 068	-2 963	-19 639	-19 639
Closing Balance	6 791	14 426	6 994	21 475	95 857	97 830	92 022	107 356	98 658
DC9 Frances Baard (Medium)									
Opening Balance	110 221	182 635	183 971	175 519	167 250	187 289	215 305	213 793	205 264
Plus Receipts	154 231	18 319	5 990	10 515	65 737	66 530	14 617	12 950	
Sub Total	264 452	200 954	189 962	186 035	232 987	253 819	229 922	226 743	205 264
Less Payments	-81 732	-16 976	-14 442	-18 784	-45 696	-38 514	-16 129	-21 479	-4 295
Closing Balance	182 720	183 971	175 519	167 250	187 289	215 305	213 793	205 264	200 970



Cash Flow Summary for Financial Year End : 2022.

R thousand	July	Aug	Sept	Oct	Nov	Dec	Jan	Feb	Mar
NW NORTH WEST									
NW371 Moretele (Low)									
Opening Balance		-49 536	-86 380	-126 330	-200 062	-182 152	-195 624	-176 556	-182 297
Plus Receipts				691	37 539	60 686			
SubTotal		-49 536	-86 380	-125 639	-162 523	-121 466	-195 624	-176 556	-182 297
Less Payments	-49 530	-36 839	-39 950	-74 443	-19 611	-74 159	19 049	-5 720	-43 349
Closing Balance	-49 530	-86 375	-126 330	-200 082	-182 134	-195 625	-176 575	-182 277	-225 646
NW372 Madibeng (High)									
Opening Balance	-139 643	547 554	437 980	581 844	578 245	597 388	765 636	771 277	823 533
Plus Receipts	655 072	144 245	356 862	144 720	164 868	612 631	184 280	197 621	490 340
SubTotal	515 429	691 799	794 862	726 564	743 113	1 210 019	949 916	968 898	1 313 873
Less Payments	-232 169	-253 819	-213 017	-148 319	-145 725	-444 384	-178 639	-145 364	-270 363
Closing Balance	283 260	437 980	581 844	578 245	597 388	765 636	771 277	823 533	1 043 480
NW373 Rustenburg (High)									
Opening Balance	386 318	386 318	635 598	685 662	943 091	994 509	1 396 954	1 418 815	1 409 478
Plus Receipts				50 064	51 416	402 445	32 022	60	436 034
SubTotal	386 318	386 318	635 598	685 662	943 091	994 509	1 396 954	1 418 874	1 845 512
Less Payments									
Closing Balance	386 318	635 598	685 662	943 091	994 509	1 396 954	1 428 976	1 418 874	1 845 512
NW374 Kgetlengrivier (Low)									
Opening Balance	54 097	54 097	56 718	42 753	28 690	46 874	46 874	62 623	82 920
Plus Receipts	55 447	20 046	13 787	687	18 833	33 740	24 128	52 202	
SubTotal	55 447	74 143	70 505	43 441	47 524	80 614	86 715	135 122	
Less Payments	-1 350	-17 425	-27 752	-14 750	-650	-17 990	-3 831	-70 183	
Closing Balance	54 097	56 718	42 753	28 690	46 874	62 623	82 920	64 939	
NW375 Moses Kotane (Medium)									
Opening Balance	61 595	215 319	212 825	259 187	212 422	224 320	351 837	380 952	361 041
Plus Receipts	39 289	18 253	129 667	13 988	28 557	139 700	33 474	19 986	179 390
SubTotal	100 884	233 572	342 492	273 175	240 979	364 020	385 310	400 938	540 431
Less Payments	114 433	-20 747	-83 305	-60 658	-16 659	-12 279	-4 358	-39 897	-70 624
Closing Balance	215 317	212 825	259 187	212 518	224 320	351 741	380 952	361 041	469 807
DC37 Bojanala Platinum (High)									
Opening Balance									
Plus Receipts									
SubTotal									
Less Payments									
Closing Balance									
NW381 Ratlou (Low)									
Opening Balance	68 748	68 748	89 794	119 799	150 239	183 349	235 561	264 043	275 533
Plus Receipts	68 748	20 123	30 095	31 332	32 246	53 117	29 686	11 514	52 023
SubTotal	68 748	88 871	119 889	151 132	182 485	236 466	265 248	275 557	327 556
Less Payments	10	913	-90	-892	864	-904	-1 205	-25	888
Closing Balance	68 759	89 794	119 799	150 239	183 349	235 561	264 043	275 533	328 444
NW382 Tswaing (Low)									
Opening Balance	22 433	29 579	21 460	-17 342	-3 501	-19 019	-16 670	2 484	18 235
Plus Receipts	-1 796	1 971	103	9 434	108	2 350	-86 627	11 885	-2 460
SubTotal	20 637	31 550	21 562	-7 907	-3 393	-16 670	-103 297	14 369	15 775
Less Payments	8 942	-10 091	-38 904	4 406	-15 626		105 782	3 866	-56 073
Closing Balance	29 579	21 460	-17 342	-3 501	-19 019	-16 670	2 484	18 235	-40 297
NW383 Mafikeng (Low)									
Opening Balance	76 031	134 578	202 581	274 335	287 611	276 070	337 974	517 246	535 362
Plus Receipts	161 857	43 470	90 731	27 238	31 757	41 445	176 064	27 516	131 884
SubTotal	237 888	178 048	293 312	301 573	319 367	317 514	514 038	544 762	667 246
Less Payments	-68 227	-24 533	-18 978	-13 962	-43 298	-20 460	3 208	-9 400	-25 992
Closing Balance	169 661	202 581	274 335	287 611	276 070	337 974	517 246	535 362	641 254
NW384 Ditsobotla (Low)									
Opening Balance	9 968	9 968	53 129	105 489	113 447	114 297	180 973	181 696	182 183
Plus Receipts	9 968	43 161	52 360	7 004	850	66 676	723	487	14 691
SubTotal	9 968	53 129	105 489	112 493	114 297	180 973	181 696	182 183	196 874
Less Payments				954					
Closing Balance	9 968	53 129	105 489	113 447	114 297	180 973	181 696	182 183	196 874
NW385 Ramotshere Moiloa (Low)									
Opening Balance	32 215	-21 073	-36 815	-48 667	-50 676	-20 483	-71 861	-91 765	-51 935
Plus Receipts	-650	-3 361	10	10	17	-518	-2 681	10	17
SubTotal	31 566	-24 434	-36 805	-48 657	-50 659	-21 001	-74 542	-91 755	-51 918
Less Payments	-46 387	-5 976	2 943	-2 867	5 971	-37 447	-7 021	253	-13 086
Closing Balance	-14 822	-30 410	-33 862	-51 523	-44 687	-58 448	-81 563	-91 502	-65 004
DC38 Ngaka Modiri Molema (Low)									
Opening Balance	345 000	241 724	160 510	141 030	10 135	197 958	180 163	91 599	290 883
Plus Receipts	25			-4	4				
SubTotal	345 025	241 724	160 510	141 026	10 139	197 958	180 163	91 599	290 883
Less Payments									
Closing Balance	345 025	241 724	160 510	141 026	10 139	197 958	180 163	91 599	290 883
NW392 Naledi (NW) (Low)									
Opening Balance		-10	-18	9 238	18 842	27 956	27 956	29 805	37 941
Plus Receipts			9 267	9 604	9 114		1 849	8 136	25 480
SubTotal		-10	9 249	18 842	27 956	27 956	29 805	37 941	63 421
Less Payments		-10	-8	-11					-15
Closing Balance		-10	9 238	18 842	27 956	27 956	29 805	37 941	63 405
NW393 Mamusa (Medium)									
Opening Balance									
Plus Receipts									
SubTotal									
Less Payments									
Closing Balance									
NW394 Greater Taung (Medium)									
Opening Balance	166 549	221 481	207 669	207 669	188 352	174 733	241 839	226 365	210 819
Plus Receipts	95 115	4 801		1 327	1 567	90 992	1 298	1 965	65 077
SubTotal	261 664	226 282	207 669	208 996	189 920	265 726	243 136	228 330	275 896
Less Payments	-19 535	-18 613		-20 644	-15 186	-23 887	-16 573	-17 511	-29 078
Closing Balance	242 129	207 669	207 669	188 352	174 733	241 839	226 563	210 819	246 818
NW396 Lekwa-Teemane (Low)									
Opening Balance		1 057	1 057	1 057	1 057	1 873	1 873	1 873	1 873
Plus Receipts	1 057								
SubTotal	1 057	1 057	1 057	1 057	1 057	1 873	1 873	1 873	1 873
Less Payments					816				
Closing Balance	1 057	1 057	1 057	1 057	1 873	1 873	1 873	1 873	1 873
NW397 Kagisano-Molopo (Low)									
Opening Balance	49 966	39 255	17 879	6 620	13 517	3 374	4 117	5 106	43 701
Plus Receipts									
SubTotal	49 966	39 255	17 879	6 620	13 517	3 374	4 117	5 106	43 701
Less Payments	775	-116	-901	1 021	-183	-1 229	4 719	-494	-936
Closing Balance	50 741	39 139	16 978	7 641	13 335	2 145	8 836	4 612	42 765
DC39 Dr Ruth Segomotsi Mompati (Medium)									
Opening Balance	110 077	110 074	111 990	111 990	112 305	362 305	482 305	482 305	483 172
Plus Receipts		1 892		306	250 000	120 000		757	164 083




Cash Flow Summary for Financial Year End : 2022

R thousand	July	Aug	Sept	Oct	Nov	Dec	Jan	Feb	Mar
SubTotal	110 077	111 966	111 990	112 296	362 305	482 305	482 305	483 062	647 255
Less Payments	-2	24		9				110	
Closing Balance	110 074	111 990	111 990	112 305	362 305	482 305	482 305	483 172	647 255

NW403 City of Matosana (High)

Opening Balance	256 082	397 752	1 118 967	1 451 587	1 814 378	1 967 128	1 864 259	1 986 161	1 711 258
Plus Receipts	153 876	816 687	472 184	589 775	182 458	296 906	966 153	528 630	510 308
SubTotal	409 958	1 214 439	1 591 151	2 041 362	1 996 836	2 264 034	2 830 412	2 514 791	2 221 566
Less Payments	-5 848	-95 472	-139 564	-226 983	-29 708	-399 775	-844 251	-803 533	-517 669
Closing Balance	404 110	1 118 967	1 451 587	1 814 378	1 967 128	1 864 259	1 986 161	1 711 258	1 703 896



Closing Balance: City of Matosana

NW404 Maquassi Hills (Medium)

Opening Balance	56 366	84 635	95 202	106 119	118 103	98 300	127 432	136 371	141 735
Plus Receipts	111 126	25 349	31 807	32 183	-1 063	62 528	11 599	12 592	52 458
SubTotal	167 491	109 984	127 009	138 302	117 041	160 828	139 031	148 962	194 193
Less Payments	-48 445	-14 782	-20 890	-20 198	-18 741	-33 396	-2 661	-7 228	-36 039
Closing Balance	119 046	95 202	106 119	118 103	98 300	127 432	136 371	141 735	158 154



Closing Balance: Maquassi Hills

NW405 J B Marks (High)


Opening Balance	-295	-358	-788	-189 087	-351 939	-474 114	-670 074	-781 580	-897 381
Plus Receipts	-3	-636	-4	-4	15	-44	42	-64	184 293
SubTotal	-298	-793	-792	-189 091	-351 924	-474 158	-670 031	-781 644	-713 088
Less Payments			-188 234	-162 869	-122 139	-195 926	-111 502	-115 096	-134 188
Closing Balance	-298	-793	-189 026	-351 960	-474 062	-670 084	-781 534	-896 740	-847 276



Closing Balance: Tlokwe-Ventersdorp

DC40 Dr Kenneth Kaunda (Medium)

Opening Balance	98 585	270 252	292 148	274 412	276 249	259 667	370 914	423 091	425 206
Plus Receipts	185 931	36 561	373	15 913	84	128 197	66 371	21 952	130 418
SubTotal	284 516	306 813	292 522	290 324	276 332	387 864	437 286	445 043	555 624
Less Payments	-14 664	-14 665	-18 110	-14 075	-16 665	-16 949	-14 194	-19 837	-18 021
Closing Balance	270 252	292 148	274 412	276 249	259 667	370 914	423 091	425 206	537 603



Closing Balance: Dr Kenneth Kaunda

WC WESTERN CAPE

CPT Cape Town (High)

Opening Balance	11 032 156	11 224 595	17 704 198	18 899 841	18 144 417	17 365 524	16 882 956	17 800 954	17 632 438
Plus Receipts	5 450 878	9 974 170	4 927 316	3 088 712	3 102 850	3 729 529	3 976 265	3 509 925	3 528 613
SubTotal	16 483 033	21 198 765	22 631 514	21 988 553	21 247 268	21 095 052	20 859 221	21 310 879	21 161 052
Less Payments	-5 258 439	-3 494 566	-3 731 673	-3 844 135	-3 881 744	-4 212 096	-3 058 288	-3 678 440	-3 487 035
Closing Balance	11 224 595	17 704 198	18 899 841	18 144 417	17 365 524	16 882 956	17 800 954	17 632 438	17 664 017



Closing Balance: Cape Town

WC011 Matzikama (Medium)

Opening Balance		-328	-720	-18 235	-31 243	-65 032	-118 541	-132 703	-147 397
Plus Receipts	-328	-393	8 530	15 591	8 314	6 363	8 794	4 999	6 360
SubTotal	-328	-720	7 810	-2 644	-22 928	-58 670	-109 747	-127 703	-141 037
Less Payments			-26 045	-28 599	-42 104	-59 871	-22 956	-19 694	-44 537
Closing Balance	-328	-720	-18 235	-31 243	-65 032	-118 541	-132 703	-147 397	-185 574



Closing Balance: Matzikama

WC012 Cederberg (Low)


Opening Balance	7 843	86 250	86 022	105 040	124 352	154 291	198 465	237 793	257 369
Plus Receipts	59 065	22 347	19 385	20 600	33 283	44 688	39 692	20 521	40 089
SubTotal	66 907	88 597	105 407	125 640	157 635	198 979	238 157	258 315	297 458
Less Payments	-2 565	-2 574	-3 877	-1 288	-3 344	-514	-364	-495	-19 557
Closing Balance	64 343	86 023	105 040	124 352	154 291	198 465	237 792	257 369	277 891



Closing Balance: Cederberg

WC013 Bergrivier (Medium)


Opening Balance	-33	-1 133	-489	-12 256	-23 375	-44 957	-41 748	-52 200	-61 698
Plus Receipts	-1 105	650	29 554	27 528	25 934	45 770	25 922	31 253	41 186
SubTotal	-1 128	-483	29 065	15 272	2 559	813	-15 826	-20 947	-20 511
Less Payments			-41 309	-38 623	-47 492	-42 608	-38 356	-40 775	-38 692
Closing Balance	-1 128	-483	-12 243	-23 351	-44 933	-41 795	-52 182	-61 722	-59 204



Closing Balance: Bergrivier

WC014 Saldanha Bay (High)


Opening Balance	664 923	627 002	662 883	653 590	662 579	643 858	656 885	665 439	677 496
Plus Receipts	140 572	104 224	109 720	100 084	106 975	135 443	101 351	115 164	157 616
SubTotal	805 494	731 226	772 603	753 674	769 554	779 302	758 236	780 603	835 112
Less Payments	-177 893	-105 142	-118 813	-91 094	-125 696	-122 417	-92 797	-103 107	-97 517
Closing Balance	627 602	626 083	653 790	662 579	643 858	656 885	665 439	677 496	737 595



Closing Balance: Saldanha Bay

WC015 Swartland (Medium)


Opening Balance	640 204	724 982	766 907	801 304	788 987	784 889	802 444	819 876	812 981
Plus Receipts	106 043	62 462	68 731	60 885	77 656	103 337	83 489	73 517	114 077
SubTotal	746 247	787 443	835 638	862 189	866 643	888 226	885 934	893 393	927 058
Less Payments	-21 266	-20 537	-34 334	-73 201	-81 755	-85 781	-66 058	-80 412	-69 960
Closing Balance	724 982	766 907	801 303	788 987	784 889	802 444	819 876	812 981	857 098



Closing Balance: Swartland

DC1 West Coast (Medium)


Opening Balance		16 040	22 819	57 293	95 710	121 193	151 781	469 923	475 464
Plus Receipts	7 014	2 680	30 005	32 766	26 058	55 850	2 968	14 975	51 129
SubTotal	7 014	18 719	52 824	90 509	121 769	177 043	154 749	484 898	526 593
Less Payments	9 025	4 100	4 469	5 652	-576	-25 262	-10 098	-9 434	-66 916
Closing Balance	16 040	22 819	57 293	95 710	121 193	151 781	144 651	475 464	459 676



Closing Balance: West Coast

WC022 Witzenberg (Low)

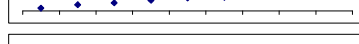
Opening Balance								-739	-3 612
Plus Receipts									
SubTotal								-739	-3 612
Less Payments									
Closing Balance								-739	-3 612



Closing Balance: Witzenberg

WC023 Drakenstein (High)


Opening Balance	138 742	387 042	852 367	1 134 962	1 498 355	1 805 113	1 920 938	2 256 656	2 619 658
Plus Receipts	541 805	513 610	502 083	565 967	484 339	484 367	434 750	449 171	706 137
SubTotal	680 547	900 651	1 354 450	1 700 929	1 982 694	2 353 479	2 355 689	2 705 826	3 325 794
Less Payments	-293 505	-48 294	-219 488	-202 574	-177 581	-432 541	-89 033	-86 568	-333 108
Closing Balance	387 042	852 367	1 134 962	1 498 355	1 805 113	1 920 938	2 256 656	2 619 258	2 992 686



Closing Balance: Drakenstein

WC024 Stellenbosch (High)

Opening Balance		289 195	482 012	656 046	1 176 960	1 344 899	1 436 512	1 494 263	1 543 624
Plus Receipts	289 042	192 165	173 737	172 752	254 802	220 038	130 413	132 740	272 759
SubTotal	289 042	481 360	655 749	828 799	1 431 762	1 564 938	1 566 925	1 627 003	1 816 383
Less Payments	153	652	297	566	-86 863	-128 426	-72 662	-83 379	-84 612
Closing Balance	289 195	482 012	656 046	829 364	1 344 899	1 436 512	1 494 263	1 543 624	1 731 771



Closing Balance: Stellenbosch

WC025 Breede Valley (High)

Opening Balance		6 720	6 827	-51 780	-134 771	-141 388	-105 412	-109 927	-116 077
Plus Receipts	136 733	56 746	48 810	-8 546	36 081	83 921	35 202	36 897	86 641
SubTotal	136 733	124 465	55 637	-60 326	-98 690				

Cash Flow Summary for Financial Year End : 2022.

R thousand	July	Aug	Sept	Oct	Nov	Dec	Jan	Feb	Mar
SubTotal		-684	-13 795	13 292	8 887	65 351	42 034	37 338	47 882
Less Payments	-684	-13 112	-15 723	-34 559	28 748	-49 458	-34 189	-32 220	-33 727
Closing Balance	-684	-13 795	-29 518	-21 267	37 634	15 893	7 845	5 118	14 155



Cash Flow Summary for Financial Year End : 2022

R thousand	July	Aug	Sept	Oct	Nov	Dec	Jan	Feb	Mar
WC034 Swellendam (Low)									
Opening Balance		17 420	64 424	92 800	116 564	143 667	208 277	242 497	272 224
Plus Receipts	17 420	37 586	19 389	18 452	21 954	59 627	29 266	23 537	42 607
SubTotal	17 420	55 006	83 813	111 252	138 519	203 294	237 543	266 034	314 831
Less Payments		9 418	8 987	5 313	5 149	4 983	4 954	6 190	5 637
Closing Balance	17 420	64 424	92 800	116 564	143 667	208 277	242 497	272 224	320 468
DC3 Overberg (Medium)									
Opening Balance		3 001	12 374	27 063	38 891	24 194	12 614	6 821	-6 094
Plus Receipts	3 001	9 372	14 690	11 827					
SubTotal	3 001	12 374	27 063	38 891	38 891	24 194	12 614	6 821	-6 094
Less Payments					-14 697	-11 580	-5 793	-12 915	-16 926
Closing Balance	3 001	12 374	27 063	38 891	24 194	12 614	6 821	-6 094	-23 019
WC041 Kannaland (Medium)									
Opening Balance		20 448	35 521	44 712	55 729	65 877	72 570	63 873	70 396
Plus Receipts	20 452	15 073	9 191	11 017	10 148	7 281	6 064	10 307	
SubTotal	20 452	35 521	44 712	55 729	65 877	73 158	78 634	74 180	70 396
Less Payments						-588	-14 762	-3 784	
Closing Balance	20 452	35 521	44 712	55 729	65 877	72 570	63 873	70 396	70 396
WC042 Hessequa (Medium)									
Opening Balance	344 055	394 184	439 783	480 491	492 729	524 972	533 005	536 776	540 464
Plus Receipts	149 043	157 825	135 836	162 623	150 498	184 932	105 946	117 439	189 554
SubTotal	493 097	552 009	575 618	643 113	643 228	709 904	638 951	654 215	730 018
Less Payments	-103 528	-112 226	-95 128	-150 384	-118 256	-176 899	-102 175	-113 751	-132 381
Closing Balance	389 569	439 783	480 491	492 729	524 972	533 005	536 776	540 464	597 637
WC043 Mossel Bay (High)									
Opening Balance	533 816	500 261	619 904	630 505	701 389	747 513	747 738	833 823	908 934
Plus Receipts	-33 555	119 643	10 601	70 884	46 124	225	86 085	75 111	65 176
SubTotal	500 261	619 904	630 505	701 389	747 513	747 738	833 823	908 934	974 110
Less Payments									
Closing Balance	500 261	619 904	630 505	701 389	747 513	747 738	833 823	908 934	974 110
WC044 George (High)									
Opening Balance		190 059	343 521	505 502	824 820	1 072 476	1 372 188	1 692 502	1 854 357
Plus Receipts	306 258	164 418	212 881	350 565	279 451	363 699	331 307	189 510	761 305
SubTotal	306 258	354 477	556 401	856 067	1 104 271	1 436 176	1 703 496	1 882 012	2 615 662
Less Payments	-116 199	-10 957	-50 900	-31 246	-31 795	-63 987	-10 993	-27 554	359 789
Closing Balance	190 059	343 521	505 502	824 820	1 072 476	1 372 188	1 692 502	1 854 357	2 975 451
WC045 Oudtshoorn (Medium)									
Opening Balance	156 505	119 667	117 688	124 177	131 928	122 281	152 670	156 846	201 821
Plus Receipts	96 811	61 495	54 621	50 705	47 046	89 670	45 310	96 059	92 681
SubTotal	253 316	181 161	172 309	174 883	178 974	211 951	197 980	252 906	294 502
Less Payments	-133 896	-48 155	-48 127	-42 959	-56 693	-58 777	-41 134	-51 085	-51 499
Closing Balance	119 419	133 007	124 181	131 924	122 281	153 174	156 846	201 821	243 003
WC047 Bitou (Medium)									
Opening Balance		612	645	676	712	742	130	78	149
Plus Receipts	612	33	32	35	31	36		71	39
SubTotal	612	645	676	712	742	778	130	149	188
Less Payments						-648	-52		
Closing Balance	612	645	676	712	742	130	78	149	188
WC048 Knysna (Medium)									
Opening Balance	42 330	66 996	81 228	108 980	108 724	104 787	124 305	119 791	117 619
Plus Receipts	73 831	62 428	75 071	45 748	43 726	67 582	40 759	41 985	41 659
SubTotal	116 161	129 023	156 299	154 729	152 449	172 369	165 064	161 777	159 278
Less Payments	-49 566	-47 795	-47 319	-46 005	-47 662	-48 064	-45 273	-44 158	-54 910
Closing Balance	66 596	81 228	108 980	108 724	104 787	124 305	119 791	117 619	104 368
DC4 Garden Route (Medium)									
Opening Balance		15 500	15 838	27 892	34 922	59 984	87 055	93 420	122 791
Plus Receipts		338	55	225	152	308	368	18 120	78 383
SubTotal		15 838	15 892	28 118	35 074	60 292	87 424	111 540	201 174
Less Payments				-2 196	-90	-237	-4	-8 757	-10 938
Closing Balance		15 838	15 892	25 922	34 984	60 055	87 420	102 783	190 236
WC051 Laingsburg (Medium)									
Opening Balance	-5 966	-659	-1 301	-2 110	-8 781	-11 160	-13 666	-16 333	-18 859
Plus Receipts	8 128	2 441	2 073	399	829	804	376	761	8 947
SubTotal	2 162	1 783	771	-1 712	-7 952	-10 356	-13 290	-15 572	-9 912
Less Payments		-18		-11	-191	-418	-204	-514	-245
Closing Balance	2 162	1 765	771	-1 723	-8 144	-10 775	-13 494	-16 086	-10 157
WC052 Prince Albert (Medium)									
Opening Balance		2	3	5	-6 018	-12 059	3 140	1 112	-586
Plus Receipts	2	1	2	1	1	19 180	2	359	31 607
SubTotal	2	3	5	6	-6 017	7 121	3 142	1 470	31 021
Less Payments				-6 024	-6 042	-3 981	-2 030	-2 056	-2 772
Closing Balance	2	3	5	-6 018	-12 059	3 140	1 112	-586	28 249
WC053 Beaufort West (Medium)									
Opening Balance		21 337	56 074	53 977	65 461	60 216	83 785	83 268	166 556
Plus Receipts	32 529	47 914	11 531	23 746	14 722	36 656	12 207	94 897	119 317
SubTotal	32 529	69 251	67 605	77 723	80 183	96 871	95 993	178 165	285 873
Less Payments	-11 192	-13 177	-13 628	-12 262	-19 967	-13 086	-12 725	-11 609	-12 209
Closing Balance	21 337	56 074	53 977	65 461	60 216	83 785	83 268	166 556	273 664
DC5 Central Karoo (Medium)									
Opening Balance		1 546	12 109	12 109	6 097	8 713	13 366	9 487	2 796
Plus Receipts	587	13 915		1 277	520	9 951	527	41	8 833
SubTotal	587	15 462	12 109	13 386	6 617	18 665	13 893	9 528	11 629
Less Payments	959	-3 363		-7 289	2 096	-5 298	-4 406	-6 732	-7 005
Closing Balance	1 546	12 109	12 109	6 097	8 713	13 366	9 487	2 796	4 624

Source: National Treasury Local Government Database

