


Cash Flow Summary for Financial Year End : 2023

R thousand July Aug Sept

EC EASTERN CAPE

BUF Buffalo City (High)

Opening Balance	679 818	975 204	1 101 578
Plus Receipts	942 959	902 593	599 738
SubTotal	1 622 777	1 877 797	1 701 315
Less Payments	-647 573	-776 219	-868 246
Closing Balance	975 204	1 101 578	833 069




NMA Nelson Mandela Bay (High)

Opening Balance		3 421 782	4 283 607
Plus Receipts	3 086 661	343 410	621 131
SubTotal	3 086 661	3 765 191	4 904 738
Less Payments	335 121	518 416	-897 501
Closing Balance	3 421 782	4 283 607	4 007 237



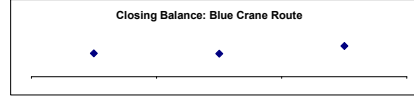
EC101 Dr Beyers Naude (Low)

Opening Balance	996	64 206	85 573
Plus Receipts	80 236	39 404	36 905
SubTotal	81 232	103 609	122 478
Less Payments	-17 026	-18 036	-31 715
Closing Balance	64 206	85 573	90 763




EC102 Blue Crane Route (Low)

Opening Balance		35 802	35 557
Plus Receipts	36 707		12 865
SubTotal	36 707	35 802	48 423
Less Payments	-905	-245	-1 075
Closing Balance	35 802	35 557	47 348




EC104 Makana (Medium)

Opening Balance	65 050	97 468	100 811
Plus Receipts	58 076	3 343	
SubTotal	123 126	100 811	100 811
Less Payments	-25 658		
Closing Balance	97 468	100 811	100 811



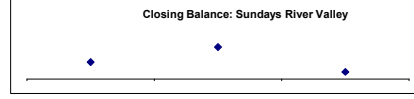
EC105 Ndlambe (Low)

Opening Balance	63 992	41 790	36 199
Plus Receipts	44 922	54 189	138 744
SubTotal	108 914	95 979	174 943
Less Payments	-70 367	-59 780	-64 761
Closing Balance	38 546	36 199	110 181




EC106 Sundays River Valley (Medium)

Opening Balance	4 367	16 529	30 932
Plus Receipts	46 964	27 780	20 345
SubTotal	51 331	44 309	51 278
Less Payments	-34 802	-13 377	-44 263
Closing Balance	16 529	30 932	7 015



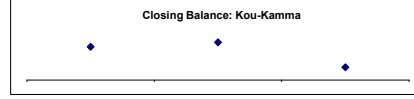
EC108 Kouga (Medium)

Opening Balance		168 604	297 082
Plus Receipts	106 341	57 985	51 866
SubTotal	106 341	226 589	348 947
Less Payments	62 264	70 492	60 232
Closing Balance	168 604	297 082	409 180




EC109 Kou-Kamma (Medium)

Opening Balance	36 412	47 112	36 282
Plus Receipts	27 065	10 323	7 718
SubTotal	63 477	57 435	44 000
Less Payments	-15 253	-2 908	-25 687
Closing Balance	48 224	54 527	18 313




DC10 Sarah Baartman (Medium)

Opening Balance		3 835	3 455
Plus Receipts			
SubTotal		3 835	3 455
Less Payments	3 835	-380	-347
Closing Balance	3 835	3 455	3 108




EC121 Mhhashe (Low)

Opening Balance	34 181	34 182	34 182
Plus Receipts			-2 706
SubTotal	34 181	34 182	31 476
Less Payments			
Closing Balance	34 181	34 182	31 476



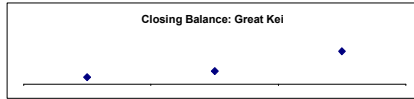
EC122 Mquma (Medium)

Opening Balance		985 662	1 179 921
Plus Receipts	1 018 936	37 524	210 463
SubTotal	1 018 936	1 023 186	1 390 385
Less Payments	-33 274	-37 504	-37 777
Closing Balance	985 662	985 682	1 352 608









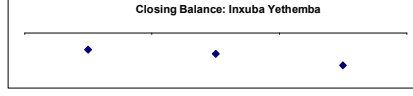


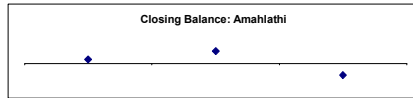
EC123 Great Kei (Low)

Opening Balance		13 249	58 587
Plus Receipts	22 525	21 209	19 934
SubTotal	22 525	34 458	78 521
Less Payments	-9 277	-9 418	-15 379
Closing Balance	13 249	25 040	63 142




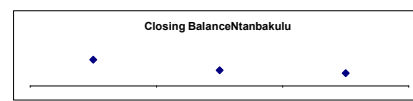
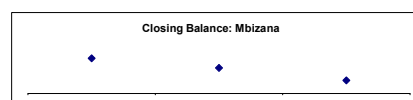
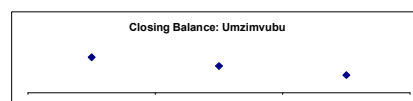
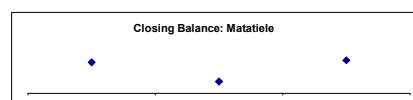
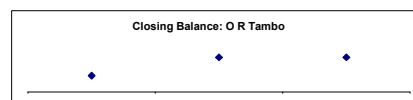
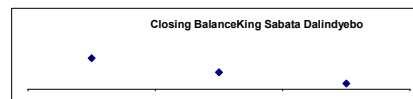

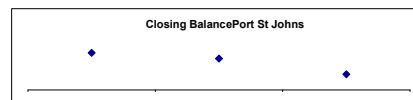


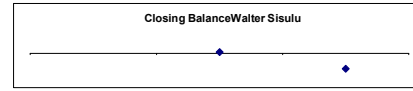


Cash Flow Summary for Financial Year End : 2023

R thousand	July	Aug	Sept
EC124 Amahlathi (Low)			
Opening Balance		24 061	24 470
Plus Receipts	8 359		-46 733
SubTotal	8 359	24 061	-22 263
Less Payments		409	
Closing Balance	8 359	24 470	-22 263
EC126 Ngqushwa (Medium)			
Opening Balance	67 048	66 945	67 666
Plus Receipts			-43 787
SubTotal	67 048	66 945	23 879
Less Payments	-103	721	514
Closing Balance	66 945	67 666	24 394
EC129 Raymond Mhlaba (Low)			
Opening Balance	9 713	-32 843	-62 215
Plus Receipts			-34 966
SubTotal	9 713	-32 843	-97 171
Less Payments	-42 556	-29 372	-29 866
Closing Balance	-32 843	-62 215	-127 038
DC12 Amathole (High)			
Opening Balance		-8 677	-37 268
Plus Receipts	54 344	71 868	140 720
SubTotal	54 344	63 190	103 453
Less Payments	-63 022	-100 458	-78 309
Closing Balance	-8 677	-37 268	25 144
EC131 Inxuba Yethemba (Low)			
Opening Balance	47	-12 288	-15 390
Plus Receipts	31 552	13 164	24 257
SubTotal	31 599	876	8 867
Less Payments	-43 887	-16 266	-32 548
Closing Balance	-12 288	-15 390	-23 682
EC135 Intsika Yethu (Low)			
Opening Balance	60 976	74 503	69 456
Plus Receipts	13 934	-5 456	-10 887
SubTotal	74 909	69 047	58 570
Less Payments	-406	409	-224
Closing Balance	74 503	69 456	58 346
EC136 Emalaheni (EC) (Low)			
Opening Balance		497 846	526 952
Plus Receipts	508 104	39 616	75 805
SubTotal	508 104	537 462	602 757
Less Payments	-10 258	-10 510	-12 554
Closing Balance	497 846	526 952	590 203
EC137 Dr. A.B. Xuma (Medium)			
Opening Balance	-1	53 033	37 235
Plus Receipts	73 582	6 217	6 073
SubTotal	73 580	59 250	43 308
Less Payments	-20 547	-22 012	-30 939
Closing Balance	53 034	37 237	12 369
EC138 Sakhisizwe (Low)			
Opening Balance		275 021	291 932
Plus Receipts	277 916	25 772	26 459
SubTotal	277 916	300 793	318 391
Less Payments	-2 895	-8 861	-5 106
Closing Balance	275 021	291 932	313 285
EC139 Enoch Mjijima (Medium)			
Opening Balance	-27 167	147 218	264 954
Plus Receipts	247 808	257 893	81 049
SubTotal	220 641	405 111	346 003
Less Payments	-137 788	-102 559	-127 532
Closing Balance	82 854	302 553	218 471
DC13 Chris Hani (Medium)			
Opening Balance	111 937	469 349	403 962
Plus Receipts	444 995	79 423	127 582
SubTotal	556 932	548 772	531 544
Less Payments	-81 323	-144 810	-197 203
Closing Balance	475 609	403 962	334 340
EC141 Elundini (Low)			



Cash Flow Summary for Financial Year End : 2023

R thousand	July	Aug	Sept
Opening Balance	45 752	102 993	85 221
Plus Receipts	101 323	8 102	4 803
SubTotal	147 075	111 095	90 024
Less Payments	-44 082	-25 874	-24 831
Closing Balance	102 993	85 221	65 193
EC142 Senqu (Medium)			
Opening Balance		94 779	102 959
Plus Receipts	94 779	25 446	34 856
SubTotal	94 779	120 225	137 815
Less Payments		-17 288	-23 973
Closing Balance	94 779	102 937	113 841
EC145 Walter Sisulu (Low)			
Opening Balance		-92	2 249
Plus Receipts		2 900	-20 107
SubTotal		2 809	-17 858
Less Payments		-505	-12 831
Closing Balance		2 304	-30 689
DC14 Joe Gqabi (High)			
Opening Balance		267 089	265 044
Plus Receipts	310 356	45 878	91 450
SubTotal	310 356	312 966	356 494
Less Payments	-43 268	-47 922	-28 293
Closing Balance	267 089	265 044	328 201
EC153 Ngquza Hills (Low)			
Opening Balance	226 076	358 131	339 794
Plus Receipts	144 658	4 003	4 215
SubTotal	370 734	362 133	344 009
Less Payments	-12 185	-22 340	-13 691
Closing Balance	358 550	339 794	330 318
EC154 Port St Johns (Medium)			
Opening Balance	153 597	263 413	261 317
Plus Receipts	95 942	2 392	4 909
SubTotal	249 539	265 805	266 226
Less Payments	13 874	-4 488	-10 613
Closing Balance	263 413	261 317	255 613
EC155 Nyandeni (Low)			
Opening Balance	376 763	509 659	485 766
Plus Receipts	159 756	4 010	19 434
SubTotal	536 519	513 669	505 201
Less Payments	-26 860	-27 903	-26 090
Closing Balance	509 659	485 766	479 110
EC156 Mhlonlo (Low)			
Opening Balance	128 759	208 564	199 995
Plus Receipts	115 653	19 469	1 505
SubTotal	244 412	228 033	201 500
Less Payments	-35 849	-28 038	-47 383
Closing Balance	208 564	199 995	154 117
EC157 King Sabata Dalindyebo (High)			
Opening Balance	59 604	112 885	66 680
Plus Receipts	230 176	75 408	118 938
SubTotal	289 780	188 293	185 618
Less Payments	-177 051	-126 225	-164 651
Closing Balance	112 729	62 069	20 967
DC15 O R Tambo (High)			
Opening Balance	464 155	916 391	916 834
Plus Receipts	704 575	442	
SubTotal	1 168 730	916 834	916 834
Less Payments	-252 339		
Closing Balance	916 391	916 834	916 834
EC441 Matatiele (Medium)			
Opening Balance	254 787	407 348	393 541
Plus Receipts	168 171	18 385	47 955
SubTotal	422 959	425 733	441 496
Less Payments	-15 610	-32 193	-32 626
Closing Balance	407 348	393 541	408 870
EC442 Umzimvubu (Medium)			
Opening Balance	79 105	68 691	51 553
Plus Receipts	20 001	2 155	3 073
SubTotal	99 107	70 847	54 626
Less Payments	-30 415	-19 294	-20 225
Closing Balance	68 691	51 553	34 401
EC443 Winnie Madikizela-Mandela (Medium)			
Opening Balance	360 015	501 597	474 289
Plus Receipts	168 205	9 536	5 774
SubTotal	528 220	511 133	480 063
Less Payments	-26 623	-36 844	-41 746
Closing Balance	501 597	474 289	438 317
EC444 Ntabankulu (Low)			
Opening Balance	23 051	74 443	71 524
Plus Receipts	50 970	-5 456	762
SubTotal	74 020	68 987	72 287
Less Payments	-138	2 538	-1 405
Closing Balance	73 882	71 524	70 882
DC44 Alfred Nzo (Medium)			
Opening Balance	1 110 929	1 059 588	1 004 072
Plus Receipts	-1 774	23 823	132 303
SubTotal	1 109 155	1 083 411	1 136 375
Less Payments	-49 567	-79 339	-54 644
Closing Balance	1 059 588	1 004 072	1 081 731




Cash Flow Summary for Financial Year End : 2023

R thousand July Aug Sept

FS FREE STATE


MAN Mangaung (High)

Opening Balance	1 242 772	2 437 276	3 122 007
Plus Receipts	1 625 167	1 410 118	980 069
SubTotal	2 867 939	3 847 394	4 102 077
Less Payments	-430 662	-725 387	-521 094
Closing Balance	2 437 276	3 122 007	3 580 983




FS161 Letsemeng (Medium)

Opening Balance	17 936	17 936	17 936
Plus Receipts	17 936		
SubTotal	17 936	17 936	17 936
Less Payments			
Closing Balance	17 936	17 936	17 936




FS162 Kopanong (Medium)

Opening Balance		12 809	
Plus Receipts			
SubTotal		12 809	
Less Payments	12 809	11 555	
Closing Balance	12 809	24 364	




FS163 Mohokare (Low)

Opening Balance	19 981	51 925	
Plus Receipts	38 286	66	
SubTotal	58 267	51 991	
Less Payments	-6 342		
Closing Balance	51 925	51 991	




DC16 Xhariep (Low)

Opening Balance	394	760	
Plus Receipts	-2 143	-140	
SubTotal	-1 749	620	
Less Payments	2 509	2 735	
Closing Balance	760	3 356	



FS181 Masilonyana (Low)

Opening Balance	7	7	7
Plus Receipts	7		-1 916
SubTotal	7	7	-1 908
Less Payments			
Closing Balance	7	7	-1 908




FS182 Tokologo (Low)

Opening Balance		10 028	21 405
Plus Receipts	10 028	11 376	6 635
SubTotal	10 028	21 405	28 040
Less Payments			
Closing Balance	10 028	21 405	28 040




FS183 Tswelopele (Medium)

Opening Balance	10 481	113 552	126 156
Plus Receipts	115 220	28 099	35 895
SubTotal	125 700	141 651	162 051
Less Payments	-12 149	-15 495	-18 556
Closing Balance	113 552	126 156	143 495




FS184 Matjhabeng (High)

Opening Balance	173 088	272 646	48 548
Plus Receipts	397 060	17 158	-141 646
SubTotal	570 147	289 804	-93 097
Less Payments	-255 792	-184 087	-530 634
Closing Balance	314 356	105 717	-623 732




FS185 Nala (Medium)

Opening Balance			
Plus Receipts			
SubTotal			
Less Payments			
Closing Balance			



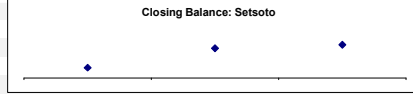
DC18 Lejweleputswa (Low)

Opening Balance	106 197	145 167	132 365
Plus Receipts	62 178		3 836
SubTotal	168 375	145 167	136 201
Less Payments	-23 208	-12 801	-20 082
Closing Balance	145 167	132 365	116 120



FS191 Setsoto (Medium)

Opening Balance	66 208	63 355	178 440
Plus Receipts	38 034	151 847	55 633
SubTotal	104 241	215 202	234 073
Less Payments	-40 886	-36 761	-35 199
Closing Balance	63 355	178 440	198 874




Cash Flow Summary for Financial Year End : 2023

R thousand July Aug Sept

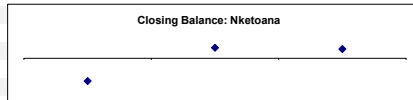
FS192 Dihlabeng (Medium)

Opening Balance	18 178	58 150	59 081
Plus Receipts	123 757	54 065	46 815
SubTotal	141 935	112 215	105 896
Less Payments	-83 850	-53 134	-42 956
Closing Balance	58 084	59 081	62 939




FS193 Nketoana (Medium)

Opening Balance	1 575	-163 973	74 583
Plus Receipts	-140 407	250 661	19 578
SubTotal	-138 832	86 689	94 161
Less Payments	-25 511	-12 106	-28 424
Closing Balance	-164 344	74 583	65 737




FS194 Maluti-a-Phofung (High)

Opening Balance	118 498	373 715	1 079 370
Plus Receipts	380 114	33 532	20 542
SubTotal	498 611	407 247	1 099 912
Less Payments	-6 958	-1 564	-328 884
Closing Balance	491 653	405 683	771 027




FS195 Phumelela (Low)

Opening Balance		376	34 592
Plus Receipts		53 927	11 393
SubTotal		54 303	45 985
Less Payments		-19 710	-4 667
Closing Balance		34 592	41 319




FS196 Mantsopa (Medium)

Opening Balance		-12 465	-7 051
Plus Receipts	3 531	10 116	
SubTotal	3 531	-2 349	-7 051
Less Payments	-15 996	-4 703	
Closing Balance		-12 465	-7 051



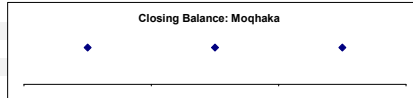
DC19 Thabo Mofutsanyana (Low)

Opening Balance		1 800	2 071
Plus Receipts			
SubTotal		1 800	2 071
Less Payments	1 800	271	172
Closing Balance	1 800	2 071	2 242



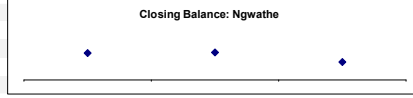
FS201 Moqhaka (High)

Opening Balance		22	22
Plus Receipts	22		
SubTotal	22	22	22
Less Payments			
Closing Balance	22	22	22



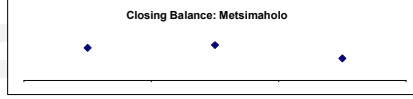
FS203 Ngwathe (Medium)

Opening Balance	46 761	96 136	97 677
Plus Receipts	133 168	31 386	14 035
SubTotal	179 928	127 521	111 712
Less Payments	-83 751	-29 844	-47 961
Closing Balance	96 177	97 677	63 751




FS204 Metsimaholo (High)

Opening Balance	158 041	239 511	254 131
Plus Receipts	310 023	127 272	78 943
SubTotal	468 065	366 783	333 074
Less Payments	-233 726	-112 652	-174 669
Closing Balance	234 339	254 131	158 405



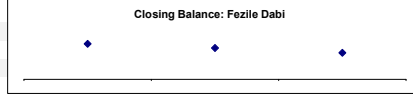
FS205 Mafube (Medium)

Opening Balance		997	-31 253
Plus Receipts	37	2 932	51 095
SubTotal	37	3 928	19 842
Less Payments		-39 831	-44 300
Closing Balance	37	-35 902	-24 458



DC20 Fezile Dabi (Low)

Opening Balance	103 701	170 899	150 491
Plus Receipts	72 966	4 037	904
SubTotal	176 667	174 937	151 395
Less Payments	-5 768	-24 446	-24 019
Closing Balance	170 899	150 491	127 376




Cash Flow Summary for Financial Year End : 2023

R thousand July Aug Sept

GT GAUTENG


EKU City of Ekurhuleni (High)

Opening Balance	-1 448	1 770 222	2 328 949
Plus Receipts	4 651 541	5 789 697	4 131 380
SubTotal	4 650 093	7 559 919	6 460 329
Less Payments	-3 995 520	-5 230 970	-6 121 973
Closing Balance	654 573	2 328 949	338 356




JHB City of Johannesburg (High)

Opening Balance	-2 314 635	-2 338 305	-3 141 103
Plus Receipts	8 065 352	7 508 868	6 093 200
SubTotal	5 750 717	5 170 563	2 952 098
Less Payments	-9 004 845	-7 069 422	-6 719 142
Closing Balance	-3 254 129	-1 898 859	-3 767 045




TSH City of Tshwane (High)

Opening Balance	73 153	73 153	6 140 201
Plus Receipts	73 153		10 930 813
SubTotal	73 153	73 153	17 071 014
Less Payments			-3 559 209
Closing Balance	73 153	73 153	13 511 804



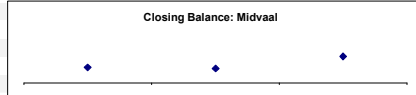
GT421 Emfuleni (High)

Opening Balance	101 320	85 149	85 165
Plus Receipts	-15	16	
SubTotal	101 305	85 165	85 165
Less Payments			
Closing Balance	101 305	85 165	85 165




GT422 Midvaal (Medium)

Opening Balance	495 402	555 406	522 134
Plus Receipts	561 321	166 794	544 491
SubTotal	1 056 724	722 200	1 066 625
Less Payments	-501 317	-200 067	-110 307
Closing Balance	555 406	522 134	956 318



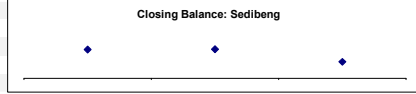
GT423 Lesedi (Medium)

Opening Balance	41 470	137 053	149 526
Plus Receipts	167 568	65 364	16 780
SubTotal	209 038	202 417	166 306
Less Payments	-101 066	-52 891	-54 742
Closing Balance	107 972	149 526	111 564




DC42 Sedibeng (Medium)

Opening Balance	31 062	106 726	105 913
Plus Receipts	153 221	68 991	14 142
SubTotal	184 282	175 717	120 055
Less Payments	-79 278	-69 804	-60 189
Closing Balance	105 005	105 913	59 865



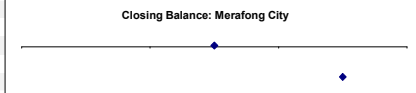
GT481 Mogale City (High)

Opening Balance	-57 260	-202 845	-351 823
Plus Receipts	-83 990	-111 237	186 315
SubTotal	-141 250	-314 082	-165 509
Less Payments			
Closing Balance	-141 250	-314 082	-165 509




GT484 Merafong City (High)

Opening Balance	60 283	125 318	
Plus Receipts	-3 847	42 207	
SubTotal	56 436	167 525	
Less Payments	-52 645	-264 325	
Closing Balance	3 791	-96 800	



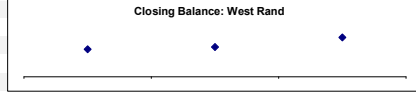
GT485 Rand West City (High)

Opening Balance	255 389	283 569	264 535
Plus Receipts	329 320	153 982	166 399
SubTotal	584 709	437 551	430 934
Less Payments	-301 140	-173 016	-271 086
Closing Balance	283 569	264 535	159 848



DC48 West Rand (Medium)

Opening Balance	18 466	266 514	285 525
Plus Receipts	235 101	3 770	76 269
SubTotal	253 567	270 284	361 794
Less Payments	12 889	15 241	16 664
Closing Balance	266 456	285 525	378 458



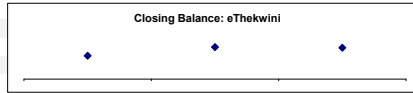
Cash Flow Summary for Financial Year End : 2023

R thousand July Aug Sept

KZ KWAZULU-NATAL

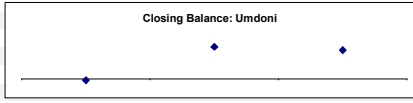
ETH eThekwini (High)

Opening Balance		1 804 713	2 465 137
Plus Receipts	1 804 713	660 425	-28 655
SubTotal	1 804 713	2 465 137	2 436 482
Less Payments			
Closing Balance	1 804 713	2 465 137	2 436 482




KZN212 Umdoni (Medium)

Opening Balance		155 916	139 992
Plus Receipts	153	139	266
SubTotal	153	156 055	140 258
Less Payments	-5 423	-16 063	-14 882
Closing Balance	-5 269	139 992	125 377




KZN213 Umzumbe (Low)

Opening Balance		89 467	155 744
Plus Receipts	94 964	-18 083	-30 321
SubTotal	94 964	71 384	125 423
Less Payments	-5 496	-15 330	-23 044
Closing Balance	89 467	56 054	102 379




KZN214 uMuziwabantu (Low)

Opening Balance		-2	-16 649
Plus Receipts	9 053	14 243	
SubTotal	9 051	-2 406	
Less Payments	-25 699	-23 775	
Closing Balance	-16 649	-26 180	




KZN216 Ray Nkonyeni (High)

Opening Balance	117 938	225 461	194 715
Plus Receipts	207 596	73 881	92 711
SubTotal	325 534	299 342	287 427
Less Payments	-96 358	-104 627	-108 192
Closing Balance	229 177	194 715	179 235




DC21 Ugu (High)

Opening Balance	301 914	1 439 903	1 532 457
Plus Receipts	1 138 142	92 642	76 689
SubTotal	1 440 056	1 532 545	1 609 146
Less Payments	-155	-88	-63
Closing Balance	1 439 901	1 532 457	1 609 084




KZN221 uMshwathi (Low)

Opening Balance	115 560	112 545	109 108
Plus Receipts	285		
SubTotal	115 846	112 545	109 108
Less Payments	-3 301	-3 437	-3 466
Closing Balance	112 545	109 108	105 642




KZN222 uMngeni (Medium)

Opening Balance		100 149	170 699
Plus Receipts	72 597	28 416	16 754
SubTotal	72 597	128 564	187 453
Less Payments	27 552	29 885	-65 685
Closing Balance	100 149	158 449	121 768




KZN223 Mpofana (Low)

Opening Balance	564	6 249	15 193
Plus Receipts	24 193	32 343	-3 558
SubTotal	24 757	38 592	11 635
Less Payments	-19 351	-23 399	-9 822
Closing Balance	5 406	15 193	1 813



KZN224 Impendle (Low)

Opening Balance		16 865	24 323
Plus Receipts	17 539	7 458	-214
SubTotal	17 539	24 323	24 109
Less Payments			
Closing Balance	17 539	24 323	24 109

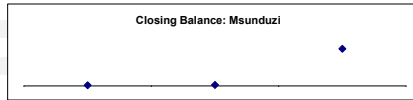


Cash Flow Summary for Financial Year End : 2023

R thousand July Aug Sept


KZN225 Msunduzi (High)

Opening Balance	-44 647	1 144	2 011
Plus Receipts	44 748	867	58 542
SubTotal	101	2 011	60 553
Less Payments	1 043		45 413
Closing Balance	1 144	2 011	105 966




KZN226 Mkhambathini (Medium)

Opening Balance	110	-5	66 202
Plus Receipts		30 000	
SubTotal	110	29 995	66 202
Less Payments			
Closing Balance	110	29 995	66 202



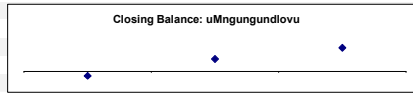
KZN227 Richmond (Low)

Opening Balance	18 755	43 041	95 923
Plus Receipts	32 246	61 473	19 155
SubTotal	51 001	104 514	115 077
Less Payments	-7 959	-8 591	-11 159
Closing Balance	43 041	95 923	103 918




DC22 uMgungundlovu (Medium)

Opening Balance	10	216 546	325 724
Plus Receipts	-4	200 322	413 253
SubTotal	7	416 868	738 977
Less Payments	-111 899	-91 144	-116 805
Closing Balance	-111 892	325 724	622 172



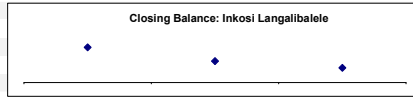
KZN235 Okhahlamba (Low)

Opening Balance		41 100	36 551
Plus Receipts	95	-4 549	-22 067
SubTotal	95	36 551	14 485
Less Payments	-2 292		-1 457
Closing Balance	-2 197	36 551	13 028




KZN237 Inkosi Langalibalele (Medium)

Opening Balance	79 313	211 023	185 618
Plus Receipts	139 803	43 457	65 878
SubTotal	219 117	254 480	251 496
Less Payments	-23 187	-68 862	-70 615
Closing Balance	195 930	185 618	180 881




KZN238 Alfred Duma (High)

Opening Balance	526 001	590 331	619 642
Plus Receipts	92 161	114 350	138 315
SubTotal	618 162	704 681	757 957
Less Payments	-30 504	-85 051	-100 172
Closing Balance	587 659	619 630	657 785




DC23 Uthukela (Medium)

Opening Balance	13 689	299 888	309 206
Plus Receipts	287 572	14 396	80 720
SubTotal	301 261	314 284	389 926
Less Payments	-1 373	-5 078	-39 855
Closing Balance	299 888	309 206	350 071



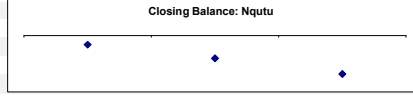
KZN241 Endumeni (Medium)

Opening Balance	9 781	58 227	63 226
Plus Receipts	46 435	11 903	81 871
SubTotal	56 216	70 130	145 097
Less Payments	-2 482	-6 904	-3 554
Closing Balance	53 734	63 226	141 543



KZN242 Nquthu (Low)

Opening Balance		-10 698	-27 019
Plus Receipts	357	708	493
SubTotal	357	-9 990	-26 526
Less Payments	-11 055	-17 029	-18 980
Closing Balance	-10 698	-27 019	-45 506




Cash Flow Summary for Financial Year End : 2023

R thousand July Aug Sept


KZN244 Msinga (Low)

Opening Balance		66 156	66 156
Plus Receipts	147 926		32 445
SubTotal	147 926	66 156	98 601
Less Payments	-81 770		-18 505
Closing Balance	66 156	66 156	80 097



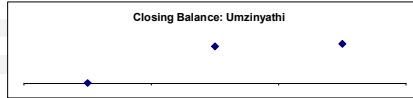
KZN245 Umvoti (Medium)

Opening Balance		163 928	173 829
Plus Receipts	187 872	52 587	53 324
SubTotal	187 872	216 515	227 153
Less Payments	-23 944	-42 687	-25 876
Closing Balance	163 928	173 829	201 277




DC24 Umzinyathi (Low)

Opening Balance		3 779	265 634
Plus Receipts	44 550	269 591	30 204
SubTotal	44 550	273 369	295 838
Less Payments	-40 771	-7 735	-11 702
Closing Balance	3 779	265 634	284 136




KZN252 Newcastle (High)

Opening Balance		12 270	515 740	621 083
Plus Receipts	698 242	303 494	232 877	
SubTotal	710 512	819 234	853 960	
Less Payments	-194 572	-198 151	-183 084	
Closing Balance	515 940	621 083	670 876	



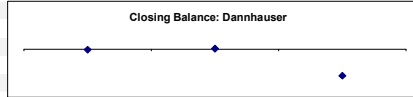
KZN253 Emdlangeni (Low)

Opening Balance	22	15 824	12 426
Plus Receipts	13 087	-3 368	-5 322
SubTotal	13 109	12 456	7 104
Less Payments		-18	-18
Closing Balance	13 109	12 438	7 086



KZN254 Dannhauser (Low)

Opening Balance	7 857	-139	192
Plus Receipts	39	2 314	445
SubTotal	7 896	2 176	638
Less Payments	-7 965	-1 983	-6 910
Closing Balance	-69	192	-6 272




DC25 Amajuba (Low)

Opening Balance	697		27 123
Plus Receipts		41 600	17 550
SubTotal		42 297	44 673
Less Payments	697	-15 174	-11 768
Closing Balance	697	27 123	32 905



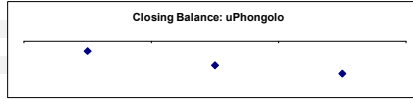
KZN261 eDumbe (Low)

Opening Balance	14	-34 117	-54 651
Plus Receipts			
SubTotal	14	-34 117	-54 651
Less Payments	-34 146	-20 527	-15 466
Closing Balance	-34 132	-54 644	-70 118



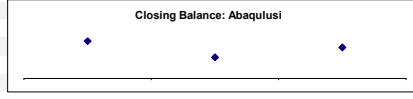
KZN262 uPhongolo (Low)

Opening Balance		-9 175	-16 916
Plus Receipts			
SubTotal		-9 175	-16 916
Less Payments	-9 175	-13 605	-13 820
Closing Balance	-9 175	-22 780	-30 736



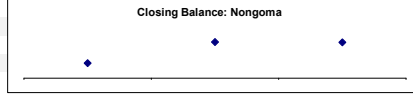
KZN263 Abaqulusi (Low)

Opening Balance	21 365	91 280	51 574
Plus Receipts	125 087	42 139	42 640
SubTotal	146 452	133 418	94 213
Less Payments	-53 918	-81 847	-17 401
Closing Balance	92 534	51 571	76 813



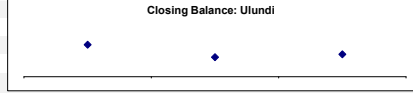
KZN265 Nongoma (Low)

Opening Balance	-29	12 766	15 287
Plus Receipts	12 797	2 562	-5
SubTotal	12 768	15 328	15 282
Less Payments		-45	-35
Closing Balance	12 768	15 283	15 247



KZN266 Ulundi (Low)

Opening Balance	8 582	114 199	69 542
Plus Receipts	102 180	2 101	3 301
SubTotal	110 762	116 300	72 843
Less Payments	3 438	-46 759	6 563
Closing Balance	114 199	69 542	79 406




Cash Flow Summary for Financial Year End : 2023

R thousand July Aug Sept


DC26 Zululand (Medium)

Opening Balance	27 427	245 245	463 770
Plus Receipts	503 204	388 490	337 935
SubTotal	530 631	633 735	801 705
Less Payments	-285 385	-169 965	-155 234
Closing Balance	245 245	463 770	646 471




KZN271 Umhlabuyalingana (Medium)

Opening Balance	-11	94 802	83 306
Plus Receipts	110 957	9 328	18 563
SubTotal	110 946	104 130	101 869
Less Payments	-16 144	-20 850	-5 410
Closing Balance	94 802	83 280	96 459




KZN272 Jozini (Low)

Opening Balance		13 679	-10 042
Plus Receipts	46 894	-5 182	-8 671
SubTotal	46 894	8 497	-18 713
Less Payments	-33 216	-26 398	-18 595
Closing Balance	13 679	-17 901	-37 308




KZN275 Mtubatuba (Low)

Opening Balance	-314	-714	-1 081
Plus Receipts			48
SubTotal	-314	-714	-1 033
Less Payments			
Closing Balance	-314	-714	-1 033




KZN276 Hlabisa Big Five (Low)

Opening Balance		61 523	149 958
Plus Receipts	67 486	166	-6 176
SubTotal	67 486	61 690	143 782
Less Payments	-5 962	-8 850	-6 776
Closing Balance	61 523	52 839	137 006



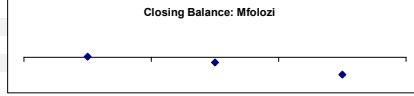
DC27 Umkhanyakude (Medium)

Opening Balance		-2 737	101 324
Plus Receipts	20 356	14 476	8 923
SubTotal	20 356	11 739	110 247
Less Payments	-23 093	-51 156	-66 698
Closing Balance	-2 737	-39 417	43 549



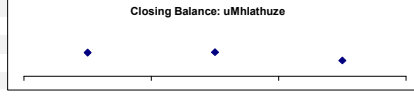
KZN281 Mfolozi (Medium)

Opening Balance		742	-4 632
Plus Receipts		-4 020	-13 268
SubTotal		-3 277	-17 900
Less Payments	742	-1 354	1 681
Closing Balance	742	-4 632	-16 219




KZN282 uMhlatuze (High)

Opening Balance	486 441	580 656	584 368
Plus Receipts	553 766	508 301	297 770
SubTotal	1 040 207	1 088 957	882 139
Less Payments	-468 219	-504 588	-502 909
Closing Balance	571 988	584 368	379 230



KZN284 uMlalazi (Low)

Opening Balance	73 565	172 952	165 263
Plus Receipts	136 115	47 758	20 513
SubTotal	209 681	220 710	185 776
Less Payments	-36 817	-55 447	-52 167
Closing Balance	172 864	165 263	133 610

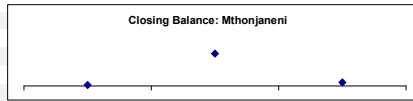


Cash Flow Summary for Financial Year End : 2023

R thousand July Aug Sept


KZN285 Mthonjaneni (Low)

Opening Balance		205	7 789
Plus Receipts	196	7 585	-7 045
SubTotal	196	7 789	744
Less Payments	9		79
Closing Balance	205	7 789	824



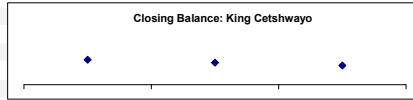
KZN286 Nkandla (Medium)

Opening Balance		22 689	11 525
Plus Receipts	64 380	7 126	25 792
SubTotal	64 380	29 815	37 317
Less Payments	-41 691	-19 241	-19 521
Closing Balance	22 689	10 574	17 796




DC28 King Cetshwayo (High)

Opening Balance	134 828	591 744	519 085
Plus Receipts	603 521	173 655	107 450
SubTotal	738 350	765 399	626 535
Less Payments	-146 803	-246 314	-175 011
Closing Balance	591 547	519 085	451 524



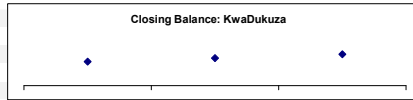
KZN291 Mandeni (Low)

Opening Balance	253 744	635 439	657 617
Plus Receipts	163 074	50 651	16 554
SubTotal	416 818	686 090	674 171
Less Payments	-35 992	-28 473	-30 451
Closing Balance	380 826	657 617	643 719




KZN292 KwaDukuza (High)

Opening Balance	1 883 847	2 123 202	2 308 202
Plus Receipts	282 935	209 927	241 752
SubTotal	2 166 782	2 333 129	2 549 954
Less Payments	-28 092	-24 926	-53 504
Closing Balance	2 138 690	2 308 202	2 496 451



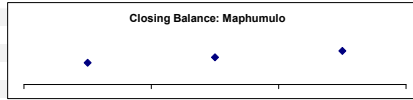
KZN293 Ndwedwe (Low)

Opening Balance		22 063	116 859
Plus Receipts	22 065	14 442	49 779
SubTotal	22 065	36 504	166 638
Less Payments	-2	-3	-2
Closing Balance	22 063	36 501	166 635



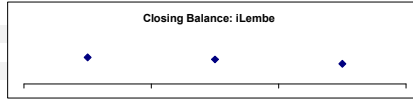
KZN294 Maphumulo (Medium)

Opening Balance		69 080	64 343
Plus Receipts	64 806	3 172	32 081
SubTotal	64 806	72 252	96 424
Less Payments	-12 807	-7 909	-16 875
Closing Balance	51 999	64 343	79 549




DC29 iLembe (Low)

Opening Balance	266 913	644 197	580 941
Plus Receipts	476 286	37 818	36 893
SubTotal	743 198	682 014	617 835
Less Payments	-110 467	-101 073	-140 938
Closing Balance	632 732	580 941	476 897




KZN433 Greater Kokstad (Low)

Opening Balance	131 310	173 141	164 884
Plus Receipts	85 745	44 213	50 749
SubTotal	217 055	217 354	215 632
Less Payments	-44 812	-52 470	-45 197
Closing Balance	172 244	164 884	170 436




KZN434 Ubuhlebezwe (Low)

Opening Balance		48 056	219 855
Plus Receipts	67 424	8 902	19 990
SubTotal	67 424	56 957	239 845
Less Payments	-19 368	-19 392	-29 913
Closing Balance	48 056	37 565	209 932




KZN435 Umzimkhulu (Medium)

Opening Balance	183 976	294 263	286 611
Plus Receipts	123 203	7 423	19 482
SubTotal	307 179	301 686	306 094
Less Payments	-12 916	-15 075	-14 493
Closing Balance	294 263	286 611	291 601




KZN436 Dr Nkosazana Dlamini Zuma (Medium)

Opening Balance		74 004	73 620
Plus Receipts	77 610	5 859	
SubTotal	77 610	79 863	73 620
Less Payments	-3 606	-6 243	-2 306
Closing Balance	74 004	73 620	71 314



DC43 Harry Gwala (Low)

Opening Balance	124 641	737 441	716 788
Plus Receipts	677 460	96 771	252 605
SubTotal	802 101	834 212	969 393
Less Payments	-64 660	-117 424	-133 545
Closing Balance	737 441	716 788	835 847




Cash Flow Summary for Financial Year End : 2023

R thousand July Aug Sept

LP LIMPOPO


LIM331 Greater Giyani (Low)

Opening Balance		347 634	315 844
Plus Receipts		4 993	27 449
SubTotal		352 627	343 293
Less Payments	-49 277	-36 783	-87 041
Closing Balance	-49 277	315 844	256 251




LIM332 Greater Letaba (Low)

Opening Balance		2 344	134 037	114 580
Plus Receipts		180 910	5 711	8 409
SubTotal		183 254	139 748	122 989
Less Payments	-50 088	-25 167	-28 191	
Closing Balance		133 166	114 580	94 798




LIM333 Greater Tzaneen (High)

Opening Balance		1 044 693	1 474 073
Plus Receipts	1 186 966	543 386	547 510
SubTotal	1 186 966	1 588 079	2 021 583
Less Payments	-142 273	-114 005	-135 723
Closing Balance	1 044 693	1 474 073	1 885 859




LIM334 Ba-Phalaborwa (Medium)

Opening Balance		72 532	105 156
Plus Receipts	120 533	42 453	17 479
SubTotal	120 533	114 985	122 635
Less Payments	-48 001	-45 547	-61 939
Closing Balance	72 532	69 438	60 696




LIM335 Maruleng (Low)

Opening Balance		150 719	188 634	179 793
Plus Receipts		85 616	23 953	25 496
SubTotal		236 335	212 586	205 288
Less Payments	-47 701	-32 794	-34 311	
Closing Balance		188 634	179 793	170 978



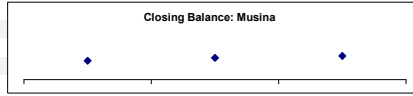
DC33 Mopani (Low)

Opening Balance		171 211	465 749	356 418
Plus Receipts		542 627	9 180	210 064
SubTotal		713 838	474 929	566 481
Less Payments	-96 400	-118 511	-108 332	
Closing Balance		617 438	356 418	458 149




LIM341 Musina (Low)

Opening Balance		34 507	47 627	54 491
Plus Receipts		16 326	19 796	24 241
SubTotal		50 833	67 422	78 732
Less Payments	-3 114	-12 931	-19 543	
Closing Balance		47 720	54 491	59 189




LIM343 Thulamela (Medium)

Opening Balance		1 026 519	1 249 343	1 213 644
Plus Receipts		307 385	34 455	72 635
SubTotal		1 333 905	1 283 798	1 286 279
Less Payments	-84 562	-70 154	-100 938	
Closing Balance		1 249 343	1 213 644	1 185 341



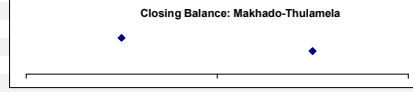
LIM344 Makhado (Medium)

Opening Balance		147 009	142 950	82 248
Plus Receipts		280 849	59 609	94 527
SubTotal		427 859	202 559	176 775
Less Payments	-284 495	-120 311	-93 769	
Closing Balance		143 363	82 248	83 006




LIM345 Collins Chabane (Medium)

Opening Balance		235 147	359 299	391 960
Plus Receipts		171 791	92 264	36 193
SubTotal		406 937	451 563	428 154
Less Payments	-48 257	-59 603	-69 597	
Closing Balance		358 681	391 960	358 557




DC34 Vhembe (Low)

Opening Balance		124 606	904 399	774 570
Plus Receipts		840 734	14 273	11 201
SubTotal		965 340	918 672	785 771
Less Payments	-67 024	-144 102	-101 789	
Closing Balance		898 316	774 570	683 982



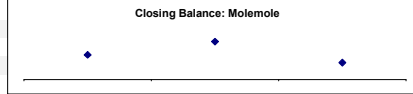
LIM351 Blouberg (Low)

Opening Balance		106 030	185 032	133 091
Plus Receipts		126 475	-198	12 227
SubTotal		232 505	184 835	145 318
Less Payments	-43 286	-51 744	-49 765	
Closing Balance		189 219	133 091	95 553



LIM353 Molemole (Low)

Opening Balance		111 992	175 542	194 009
Plus Receipts		94 555	9 719	8 630
SubTotal		206 547	185 261	202 639
Less Payments	-31 276		8 813	-38 613
Closing Balance		175 271	194 074	164 026

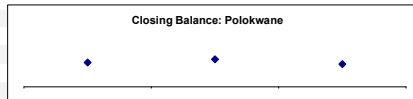


Cash Flow Summary for Financial Year End : 2023

R thousand July Aug Sept


LIM354 Polokwane (High)

Opening Balance	184 371	860 153	981 508
Plus Receipts	1 066 705	572 211	235 554
SubTotal	1 251 077	1 432 365	1 217 062
Less Payments	-390 923	-450 856	-412 790
Closing Balance	860 153	981 508	804 273




LIM355 Lepelle-Nkumpi (Low)

Opening Balance	546 712	-99 788	461 804
Plus Receipts	-133 582	460 489	-118 456
SubTotal	413 130	360 701	343 348
Less Payments	33 794	101 103	-398 023
Closing Balance	446 924	461 804	-54 675




DC35 Capricorn (Medium)

Opening Balance	493 700	854 737	666 247
Plus Receipts	436 810	10 407	12 368
SubTotal	930 511	865 144	678 615
Less Payments	-75 774	-198 897	-140 454
Closing Balance	854 737	666 247	538 161




LIM361 Thabazimbi (Low)

Opening Balance	14 546	24 988	
Plus Receipts		21 503	16 622
SubTotal		36 050	41 609
Less Payments		-11 062	7 880
Closing Balance		24 988	49 489




LIM362 Lephale (Medium)

Opening Balance		139 738	344 101
Plus Receipts	182 811	190 912	149 010
SubTotal	182 811	330 651	493 111
Less Payments	-43 072	-78 445	-92 645
Closing Balance	139 738	252 205	400 466




LIM366 Bela Bela (Medium)

Opening Balance	20 124	50 072	67 664
Plus Receipts	90 501	51 598	28 643
SubTotal	110 625	101 669	96 307
Less Payments	-53 325	-34 006	-90 456
Closing Balance	57 300	67 664	5 850



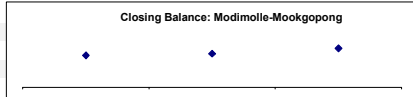
LIM367 Mogalakwena (Low)

Opening Balance		253 564	165 520
Plus Receipts	363 552	57 713	105 143
SubTotal	363 552	311 277	270 663
Less Payments	-150 332	-145 757	-144 476
Closing Balance	213 220	165 520	126 187



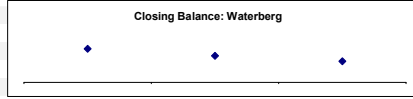
LIM368 Modimolle-Mookgopong (Medium)

Opening Balance	70 133	243 399	295 220
Plus Receipts	283 066	67 794	68 610
SubTotal	353 199	311 193	363 830
Less Payments	-73 776	-15 972	-21 531
Closing Balance	279 422	295 220	342 300



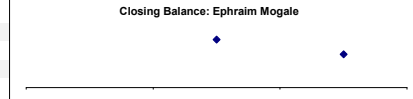
DC36 Waterberg (Low)

Opening Balance	12 773	63 453	50 352
Plus Receipts	63 152	1 749	547
SubTotal	75 925	65 202	50 898
Less Payments	-12 472	-14 850	-10 914
Closing Balance	63 453	50 352	39 984




LIM471 Ephraim Mogale (Low)

Opening Balance		608	11 289
Plus Receipts		17 717	13 447
SubTotal		18 325	24 736
Less Payments		-7 036	-16 897
Closing Balance		11 289	7 839




LIM472 Elias Motsoaledi (Medium)

Opening Balance	31 937	129 734	84 959
Plus Receipts	153 364	1 824	3 258
SubTotal	185 301	131 558	88 217
Less Payments	-56 732	-46 599	-55 611
Closing Balance	128 569	84 959	32 606



LIM473 Makhuduthamaga (Low)

Opening Balance	6 712	116 335	55 868
Plus Receipts	166 310		31 839
SubTotal	173 022	116 335	87 707
Less Payments	-56 687	-60 467	-82 284
Closing Balance	116 335	55 868	5 423




LIM476 Tubatse Fetakgomo (Low)

Opening Balance	218 618	487 845	283 291
Plus Receipts	316 195	-129 506	161 751
SubTotal	534 813	358 338	445 043
Less Payments	-46 414	-75 047	-107 043
Closing Balance	488 399	283 291	338 000



DC47 Sekhukhune (High)

Opening Balance			615 205
Plus Receipts		25 148	636 405
SubTotal		25 148	1 251 610
Less Payments		-142 639	-323 753
Closing Balance		-117 492	927 856




Cash Flow Summary for Financial Year End : 2023

R thousand July Aug Sept

MP MPUMALANGA

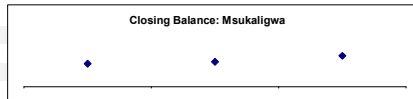
MP301 Albert Luthuli (Medium)

Opening Balance		469	469
Plus Receipts	469		36 070
SubTotal	469	469	36 539
Less Payments			-93 553
Closing Balance	469	469	-57 013




MP302 Msukaligwa (Low)

Opening Balance	79 540	217 666	238 612
Plus Receipts	241 070	70 324	75 899
SubTotal	320 610	287 989	314 511
Less Payments	-102 109	-49 378	-20 855
Closing Balance	218 501	238 612	293 656




MP303 Mkhondo (Low)

Opening Balance			-18 033
Plus Receipts		25 866	44 942
SubTotal		25 866	26 910
Less Payments		-43 898	-70 146
Closing Balance		-18 033	-43 236




MP304 Pixley Ka Seme (MP) (Medium)

Opening Balance	47 500	110 447	41 776
Plus Receipts	108 041	-35 361	10 441
SubTotal	155 541	75 086	52 217
Less Payments	-30 647	-33 310	-27 746
Closing Balance	124 894	41 776	24 471




MP305 Lekwa (Low)

Opening Balance	31 044	68 769	112 105
Plus Receipts	119 997	90 695	70 217
SubTotal	151 041	159 463	182 323
Less Payments	-75 642	-47 358	-39 386
Closing Balance	75 399	112 105	142 937




MP306 Dipaleseng (Low)

Opening Balance	24 434	32 538	33 537
Plus Receipts	56 446	16 632	20 927
SubTotal	80 880	49 170	54 464
Less Payments	-43 813	-15 633	-12 641
Closing Balance	37 068	33 537	41 824



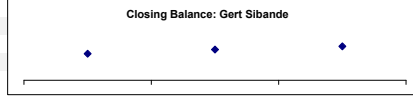
MP307 Govan Mbeki (High)

Opening Balance	174 234	263 031	349 724
Plus Receipts	303 128	193 953	132 843
SubTotal	477 363	456 984	482 567
Less Payments	-162 829	-107 260	-141 357
Closing Balance	314 534	349 724	341 210



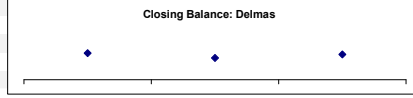
DC30 Gert Sibande (Medium)

Opening Balance	243 687	317 572	365 066
Plus Receipts	146 332	62 675	34 748
SubTotal	390 020	380 247	399 813
Less Payments	-72 447	-15 182	6 427
Closing Balance	317 572	365 066	406 240




MP311 Victor Khanye (Medium)

Opening Balance	5 033	64 978	50 360
Plus Receipts	97 419	36 544	34 186
SubTotal	102 452	101 521	84 546
Less Payments	-39 095	-49 378	-23 879
Closing Balance	63 357	52 143	60 667



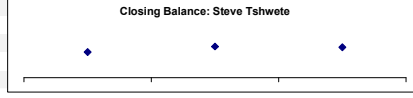
MP312 Emalaheni (MP) (High)

Opening Balance	36 223	141 231	158 667
Plus Receipts	468 835	214 779	231 739
SubTotal	505 059	356 010	390 406
Less Payments	-363 773	-197 343	-167 928
Closing Balance	141 285	158 667	222 478



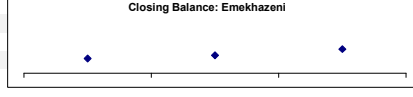
MP313 Steve Tshwete (High)

Opening Balance	124 778	305 109	371 680
Plus Receipts	253 620	155 831	90 226
SubTotal	378 398	460 939	461 906
Less Payments	-72 962	-89 260	-97 859
Closing Balance	305 436	371 680	364 046



MP314 Emakhazeni (Low)

Opening Balance	7 518	53 994	56 907
Plus Receipts	76 490	12 356	7 149
SubTotal	84 008	66 350	64 056
Less Payments	-30 013	-9 443	-1 138
Closing Balance	53 994	56 907	62 919




Cash Flow Summary for Financial Year End : 2023

R thousand July Aug Sept


MP315 Thembisile Hani (Low)

Opening Balance	185 401	409 520	368 614
Plus Receipts	239 393	24 151	54 690
SubTotal	424 794	433 671	423 304
Less Payments	-15 269	-65 057	-55 254
Closing Balance	409 526	368 614	368 050




MP316 Dr J.S. Moroka (Low)

Opening Balance	7 645	271 319	297 468
Plus Receipts	283 817	45 107	17 876
SubTotal	291 462	316 426	315 344
Less Payments	-20 213	-18 958	-31 075
Closing Balance	271 249	297 468	284 270




DC31 Nkangala (High)

Opening Balance	232 265	321 367	386 698
Plus Receipts	95 155	72 799	245
SubTotal	327 420	394 167	386 943
Less Payments	-5 639	-7 468	-8 507
Closing Balance	321 781	386 698	378 436




MP321 Thaba Chweu (Low)

Opening Balance	20 603	36 041	27 935
Plus Receipts	93 072	12 217	13 089
SubTotal	113 676	48 258	41 023
Less Payments	-77 535	-20 323	-24 074
Closing Balance	36 141	27 935	16 949




MP324 Nkomazi (Medium)

Opening Balance		9 278	44 123
Plus Receipts	2 205	31 422	554 545
SubTotal	2 205	40 700	598 668
Less Payments		-106 516	-102 476
Closing Balance	2 205	-65 817	496 193




MP325 Bushbuckridge (Low)

Opening Balance	-2 068	184 409	183 674
Plus Receipts		19 950	148 808
SubTotal	-2 068	204 359	332 482
Less Payments	-27 987	-20 192	-236 024
Closing Balance	-30 056	184 167	96 458




MP326 City of Mbombela (High)

Opening Balance	205 762	-636 939	-737 627
Plus Receipts	1 016 239	368 721	325 819
SubTotal	1 222 002	-268 218	-411 808
Less Payments	-1 858 489	-469 409	-252 744
Closing Balance	-636 487	-737 627	-664 552



DC32 Ehlanzeni (High)

Opening Balance	51 645	23 361	141 337
Plus Receipts	12 296	159 096	-23 424
SubTotal	63 941	182 458	117 913
Less Payments	-40 580	-41 121	-38 322
Closing Balance	23 361	141 337	79 591




Cash Flow Summary for Financial Year End : 2023

R thousand July Aug Sept

NC NORTHERN CAPE

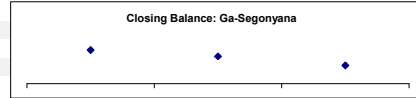
NC451 Joe Morolong (Low)

Opening Balance		-31 985	-59 244
Plus Receipts	204	246	25 504
SubTotal	204	-31 739	-33 740
Less Payments	-32 189	-27 505	-48 810
Closing Balance	-31 985	-59 244	-82 550




NC452 Ga-Segonyana (Medium)

Opening Balance	36 206	161 930	130 683
Plus Receipts	169 507	36 179	39 615
SubTotal	205 713	198 110	170 298
Less Payments	-45 786	-67 427	-82 947
Closing Balance	159 927	130 683	87 351




NC453 Gamagara (Medium)

Opening Balance		13 191	87 960
Plus Receipts		126 280	58 695
SubTotal		139 470	146 655
Less Payments		-51 510	12 265
Closing Balance		87 960	158 920




DC45 John Taolo Gaetsewe (Medium)

Opening Balance		10 627	10 627
Plus Receipts	10 627		-567
SubTotal	10 627	10 627	10 061
Less Payments			-10
Closing Balance	10 627	10 627	10 050




NC061 Richtersveld (Medium)

Opening Balance	-1 212	-5 706	-5 670
Plus Receipts		36	
SubTotal	-1 212	-5 670	-5 670
Less Payments	-4 494		-1 176
Closing Balance	-5 706	-5 670	-6 846




NC062 Nama Khoi (Medium)

Opening Balance	46 770	115 128	110 201
Plus Receipts	87 697	26 489	25 653
SubTotal	134 467	141 617	135 854
Less Payments	-19 353	-31 426	-17 702
Closing Balance	115 114	110 190	118 152



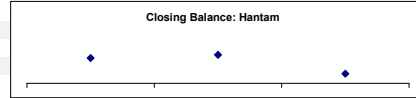
NC064 Kamiesberg (Low)

Opening Balance		618	4 079
Plus Receipts		9 664	35 944
SubTotal		10 282	40 023
Less Payments		-6 202	-38 297
Closing Balance		4 079	1 726



NC065 Hantam (Low)

Opening Balance	6 238	30 130	34 167
Plus Receipts	78 766	40 703	29 462
SubTotal	85 003	70 833	63 629
Less Payments	-54 873	-36 666	-51 929
Closing Balance	30 130	34 167	11 700



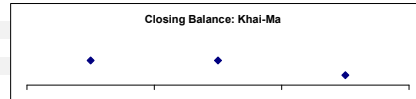
NC066 Karoo Hoogland (Medium)

Opening Balance			27 017
Plus Receipts		31 952	30 085
SubTotal		31 952	57 102
Less Payments		-4 934	-4 587
Closing Balance		27 017	52 515




NC067 Khai-Ma (Low)

Opening Balance	856	2 947	3 803
Plus Receipts	15 402		4 461
SubTotal	16 258	2 947	8 264
Less Payments	-13 310		-7 081
Closing Balance	2 947	2 947	1 183




DC6 Namakwa (Medium)

Opening Balance	12 788	29 881	34 561
Plus Receipts	39 379	14 327	8 230
SubTotal	52 167	44 208	42 791
Less Payments	-18 800	-9 647	-6 371
Closing Balance	33 367	34 561	36 419



NC071 Ubuntu (Medium)

Opening Balance			25 149
Plus Receipts		25 320	32 656
SubTotal		25 320	57 805
Less Payments		-191	-10 116
Closing Balance		25 129	47 689




Cash Flow Summary for Financial Year End : 2023

R thousand July Aug Sept


NC072 Umsobomvu (Low)

Opening Balance	-1 328	-1 007	29 084
Plus Receipts	8 330	41 037	15 780
SubTotal	7 002	40 030	44 864
Less Payments	-8 009	-10 946	-8 944
Closing Balance	-1 007	29 084	35 921



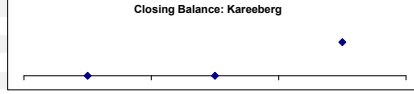
NC073 Emthanjeni (Medium)

Opening Balance		45 294	109 432
Plus Receipts	45 294	76 367	86 857
SubTotal	45 294	121 661	196 289
Less Payments		-12 229	-17 284
Closing Balance	45 294	109 432	179 005



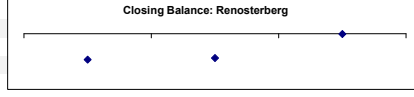
NC074 Kareeberg (Medium)

Opening Balance		2	2
Plus Receipts	2		11 336
SubTotal	2	2	11 338
Less Payments			-3 334
Closing Balance	2	2	8 003



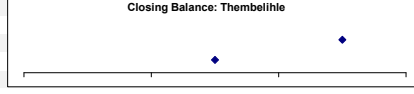
NC075 Renosterberg (Medium)

Opening Balance	-45 245	-31 317	-29 323
Plus Receipts	22 298	6 472	27 634
SubTotal	-22 947	-24 845	-1 689
Less Payments	-8 370	-4 478	1 154
Closing Balance	-31 317	-29 323	-535



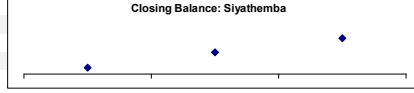
NC076 Thembelihle (Low)

Opening Balance			30 626
Plus Receipts		30 626	52 145
SubTotal		30 626	82 771
Less Payments			-4 130
Closing Balance		30 626	78 642




NC077 Siyathemba (Medium)

Opening Balance		15 251	51 495
Plus Receipts	19 602	42 400	37 919
SubTotal	19 602	57 651	89 413
Less Payments	-4 351	-6 156	-3 872
Closing Balance	15 251	51 495	85 541




NC078 Siyancuma (Medium)

Opening Balance		127 684	200 307
Plus Receipts	131 906	80 336	45 503
SubTotal	131 906	208 020	245 809
Less Payments	-4 223	-7 713	-5 046
Closing Balance	127 684	200 307	240 763



DC7 Pixley Ka Seme (NC) (Medium)

Opening Balance	609	37 000	24 620
Plus Receipts	37 155	-10 109	3 487
SubTotal	37 763	26 891	28 108
Less Payments	-763	-2 271	-2 050
Closing Balance	37 000	24 620	26 057




Cash Flow Summary for Financial Year End : 2023

R thousand July Aug Sept

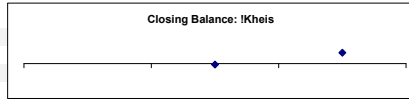
NC082 !Kai! Garib (Low)

Opening Balance		104	100 320
Plus Receipts	104	100 216	156 251
SubTotal	104	100 320	256 571
Less Payments			
Closing Balance	104	100 320	256 571



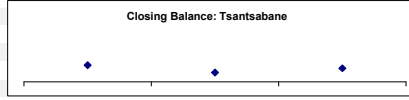
NC084 !Kheis (Low)

Opening Balance			-518
Plus Receipts	58		18 606
SubTotal	58		18 088
Less Payments	-576		-12 893
Closing Balance	-518		5 194




NC085 Tsantsabane (Low)

Opening Balance		20 009	10 901
Plus Receipts	31 648	2 016	21 301
SubTotal	31 648	22 024	32 202
Less Payments	-11 639	-11 124	-16 021
Closing Balance	20 009	10 901	16 180




NC086 Kgatelopele (Low)

Opening Balance		311	1 007
Plus Receipts	319	698	-2 226
SubTotal	319	1 009	-1 219
Less Payments	-8	-2	-3
Closing Balance	311	1 007	-1 223



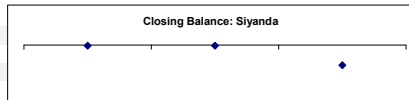
NC087 Dawid Kruiper (Medium)

Opening Balance	33 013	126 611	149 421
Plus Receipts	127 604	67 891	54 954
SubTotal	160 617	194 502	204 374
Less Payments	-33 988	-45 081	-48 001
Closing Balance	126 630	149 421	156 373




DC8 Z F Mgcawu (Medium)

Opening Balance		-104	1 601
Plus Receipts	42		-1 359
SubTotal	42	-104	242
Less Payments	-146		-2 659
Closing Balance	-104	-104	-2 417




NC091 Sol Plaatje (High)

Opening Balance	-87 315	-85 386	155 729
Plus Receipts	367 383	170 497	219 979
SubTotal	280 068	85 112	375 709
Less Payments	-364 714	-126 973	-173 426
Closing Balance	-84 646	-41 861	202 283




NC092 Dikgatong (Low)

Opening Balance		298 324	308 555
Plus Receipts	326 842	21 271	19 563
SubTotal	326 842	319 595	328 118
Less Payments	-28 519	-11 040	-27 644
Closing Balance	298 324	308 555	300 473




NC093 Magareng (Low)

Opening Balance	828	22 114	28 299
Plus Receipts	40 231	12 292	
SubTotal	41 059	34 407	28 299
Less Payments	-18 850	-6 107	
Closing Balance	22 209	28 299	28 299




NC094 Phokwane (Medium)

Opening Balance	-803	7 115	19 662
Plus Receipts	8 402	14 955	21 763
SubTotal	7 598	22 070	41 425
Less Payments	-484	-8 308	-14 028
Closing Balance	7 115	13 762	27 397



DC9 Frances Baard (Medium)

Opening Balance		118 254	108 008
Plus Receipts	556	-6 388	6 388
SubTotal	556	111 866	114 396
Less Payments	-6 716	-3 857	-2 520
Closing Balance	-6 160	108 008	111 876




Cash Flow Summary for Financial Year End : 2023

R thousand July Aug Sept

NW NORTH WEST


NW371 Moretele (Low)

Opening Balance	272 164	467 376	435 643
Plus Receipts	242 214	3 669	45 024
SubTotal	514 378	471 046	480 667
Less Payments	-46 558	-35 403	157 919
Closing Balance	467 820	435 643	638 586




NW372 Madibeng (High)

Opening Balance	205 609	577 976	615 177
Plus Receipts	706 036	201 297	216 801
SubTotal	911 645	779 273	831 979
Less Payments	-333 913	-164 096	-220 731
Closing Balance	577 731	615 177	611 247



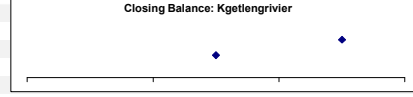
NW373 Rustenburg (High)

Opening Balance			
Plus Receipts			842 325
SubTotal			842 325
Less Payments			-74
Closing Balance			842 251




NW374 Kgetlengrivier (Low)

Opening Balance	2 183	54 983	
Plus Receipts	75 316	15 326	
SubTotal	77 499	70 309	
Less Payments	-22 516	-11 845	
Closing Balance	54 983	58 465	




NW375 Moses Kotane (Medium)

Opening Balance	38 843	41 836	38 143
Plus Receipts	-172 900	79 680	316 957
SubTotal	-134 056	121 516	355 100
Less Payments	175 880	-83 372	-50 260
Closing Balance	41 824	38 143	304 841




DC37 Bojanala Platinum (High)

Opening Balance			
Plus Receipts			
SubTotal			
Less Payments			
Closing Balance			



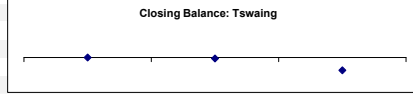
NW381 Ratlou (Low)

Opening Balance		76 731	76 731
Plus Receipts	76 691		27 418
SubTotal	76 691	76 731	104 149
Less Payments	40		-9
Closing Balance	76 731	76 731	104 140




NW382 Tswaing (Low)

Opening Balance		-2 378	-7 877
Plus Receipts	384	-14 594	-152 727
SubTotal	384	-16 972	-160 604
Less Payments		5 838	37 449
Closing Balance	384	-11 133	-123 155




NW383 Mafikeng (Low)

Opening Balance	202 058	491 209	444 873
Plus Receipts	281 749	-39 015	230 390
SubTotal	483 807	452 194	675 263
Less Payments	14 459	-7 321	-16 366
Closing Balance	498 266	444 873	658 897



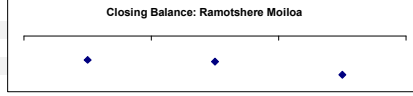
NW384 Ditsobotla (Low)

Opening Balance			
Plus Receipts			
SubTotal			
Less Payments			
Closing Balance			



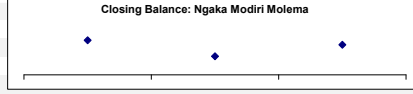
NW385 Ramotshere Moiloa (Low)

Opening Balance	146	-21 078	-37 881
Plus Receipts	1 520	-5 164	4
SubTotal	1 666	-26 242	-37 878
Less Payments	-30 406	-4 603	-8 917
Closing Balance	-28 740	-30 845	-46 795



DC38 Ngaka Modiri Molema (Low)

Opening Balance	416 981	224 135	365 946
Plus Receipts			-2 900
SubTotal	416 981	224 135	363 046
Less Payments			-237
Closing Balance	416 981	224 135	362 809




Cash Flow Summary for Financial Year End : 2023

R thousand July Aug Sept

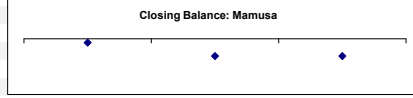
NW392 Naledi (NW) (Low)

Opening Balance		34 378	34 378
Plus Receipts	35 923		6 916
SubTotal	35 923	34 378	41 294
Less Payments	-1 544		
Closing Balance	34 378	34 378	41 294




NW393 Mamusa (Medium)

Opening Balance	-722	-21 367	-21 772
Plus Receipts	7 073	4 439	5 418
SubTotal	6 351	-16 929	-16 355
Less Payments	-11 139	-3 969	-4 506
Closing Balance	-4 788	-20 897	-20 861




NW394 Greater Taung (Medium)

Opening Balance		-343	-29 725
Plus Receipts	7 399		31 978
SubTotal	7 056		2 253
Less Payments	-36 781		-21 432
Closing Balance		-29 725	-19 179



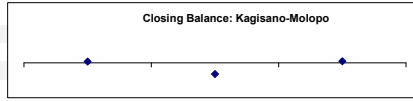
NW396 Lekwa-Teemane (Low)

Opening Balance		34 672	14 173
Plus Receipts	1 441	-20 499	20 499
SubTotal	1 441	14 173	34 672
Less Payments			
Closing Balance	1 441	14 173	34 672




NW397 Kagisano-Molopo (Low)

Opening Balance		697	-5 420
Plus Receipts		-1	
SubTotal		696	-5 420
Less Payments	697	-6 116	6 160
Closing Balance	697	-5 420	740




DC39 Dr Ruth Segomotsi Mompoti (Medium)

Opening Balance		85 000	284 537
Plus Receipts		393	1 558
SubTotal		85 393	286 096
Less Payments		22	
Closing Balance		85 415	286 096




NW403 City of Matlosana (High)

Opening Balance	62 116	573 422	1 101 233
Plus Receipts	758 776	579 655	352 698
SubTotal	820 892	1 153 077	1 453 931
Less Payments	-290 127	-51 844	-214 932
Closing Balance	530 765	1 101 233	1 238 999




NW404 Maquassi Hills (Medium)

Opening Balance	34 809	66 567	78 626
Plus Receipts	87 206	25 544	24 689
SubTotal	122 015	92 111	103 315
Less Payments	-46 866	-13 485	-31 306
Closing Balance	75 150	78 626	72 009




NW405 J B Marks (High)

Opening Balance	144 461	202 872	123 523
Plus Receipts	269 906	145 325	208 014
SubTotal	414 367	348 197	331 537
Less Payments	-157 447	-224 674	-150 866
Closing Balance	256 920	123 523	180 671



DC40 Dr Kenneth Kaunda (Medium)

Opening Balance		142 742	
Plus Receipts		43 667	191 410
SubTotal		43 667	334 151
Less Payments		2 293	-22 910
Closing Balance		45 959	311 241




Cash Flow Summary for Financial Year End : 2023

R thousand July Aug Sept

WC WESTERN CAPE

CPT Cape Town (High)

Opening Balance		-2 080 000	10 148 384
Plus Receipts	4 079 802	4 089 696	895 139
SubTotal	4 079 802	2 009 696	11 043 523
Less Payments	-6 159 802	-4 456 251	-5 036 756
Closing Balance	-2 080 000	-2 446 555	6 006 757




WC011 Matzikama (Medium)

Opening Balance		18 509	18 159
Plus Receipts		68 825	38 410
SubTotal		87 334	56 570
Less Payments		-69 175	-29 133
Closing Balance		18 159	27 437




WC012 Cederberg (Low)

Opening Balance	28 854	92 390	110 526
Plus Receipts	80 965	30 246	33 019
SubTotal	109 819	122 636	143 545
Less Payments	-17 352	-12 110	-19 383
Closing Balance	92 466	110 526	124 163



WC013 Bergrivier (Medium)

Opening Balance	174 894	184 494	195 149
Plus Receipts	54 248	55 192	34 922
SubTotal	229 142	239 686	230 070
Less Payments	-44 526	-44 538	-47 326
Closing Balance	184 616	195 149	182 744




WC014 Saldanha Bay (High)

Opening Balance	781 645	726 237	698 487
Plus Receipts	173 370	130 637	125 150
SubTotal	955 015	856 873	823 636
Less Payments	-228 778	-158 386	-149 424
Closing Balance	726 237	698 487	674 212



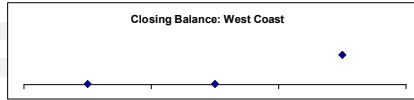
WC015 Swartland (Medium)

Opening Balance	722 017	837 080	841 742
Plus Receipts	149 697	78 864	111 059
SubTotal	871 713	915 944	952 801
Less Payments	-34 634	-74 202	-87 009
Closing Balance	837 080	841 742	865 792



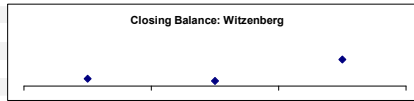
DC1 West Coast (Medium)

Opening Balance		6 834	351 394
Plus Receipts	16 506	7 481	11 253
SubTotal	16 506	14 315	362 647
Less Payments	-9 672	-7 250	-8 962
Closing Balance	6 834	7 065	353 685



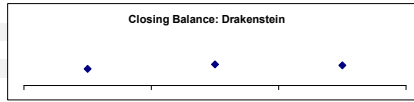
WC022 Witzenberg (Low)

Opening Balance		86 959	288 072
Plus Receipts	100 844	63 427	82 803
SubTotal	100 844	150 386	370 875
Less Payments	-13 884	-89 116	-52 890
Closing Balance	86 959	61 271	317 985




WC023 Drakenstein (High)

Opening Balance	445 270	799 880	1 017 845
Plus Receipts	596 889	561 102	212 872
SubTotal	1 042 159	1 360 982	1 230 717
Less Payments	-242 279	-343 138	-270 048
Closing Balance	799 880	1 017 845	960 669



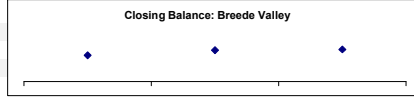
WC024 Stellenbosch (High)

Opening Balance		308 900	881 920
Plus Receipts	394 423	195 633	192 812
SubTotal	394 423	504 532	1 074 732
Less Payments	-85 523	-202 913	-143 106
Closing Balance	308 900	301 619	931 626



WC025 Breede Valley (High)

Opening Balance		123 872	149 143
Plus Receipts	161 583	121 690	112 255
SubTotal	161 583	245 562	261 398
Less Payments	-37 711	-96 419	-108 710
Closing Balance	123 872	149 143	152 687

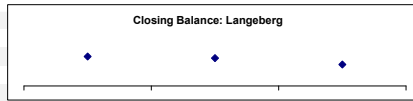


Cash Flow Summary for Financial Year End : 2023

R thousand July Aug Sept

WC026 Langeberg (Medium)

Opening Balance	365 039	442 075	434 145
Plus Receipts	129 605	77 833	68 343
SubTotal	494 644	519 908	502 488
Less Payments	-52 569	-85 763	-98 939
Closing Balance	442 075	434 145	403 548



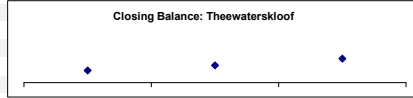
DC2 Cape Winelands DM (Medium)

Opening Balance	643 542	377 568	574 997
Plus Receipts	-129 243	232 164	20 158
SubTotal	514 299	609 732	595 155
Less Payments	-136 731	-34 735	-45 145
Closing Balance	377 568	574 997	550 009




WC031 Theewaterskloof (Medium)

Opening Balance	85 861	58 541	83 010
Plus Receipts	78 973	68 523	67 505
SubTotal	164 834	127 064	150 515
Less Payments	-106 349	-44 054	-36 680
Closing Balance	58 485	83 010	113 835




WC032 Overstrand (High)

Opening Balance	-90 579	-200 364	
Plus Receipts	42 352	33 435	33 923
SubTotal	42 352	-57 144	-166 441
Less Payments	-132 931	-143 220	-156 639
Closing Balance	-90 579	-200 364	-323 081




WC033 Cape Agulhas (Low)

Opening Balance	119 249	114 728	122 010
Plus Receipts	42 156	34 748	30 527
SubTotal	161 405	149 475	152 537
Less Payments	-47 003	-27 466	110 372
Closing Balance	114 402	122 010	262 909



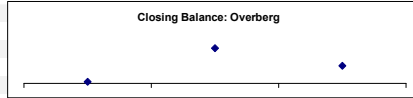
WC034 Swellendam (Low)

Opening Balance		31 205	163 932
Plus Receipts	36 837	21 945	22 201
SubTotal	36 837	53 150	186 133
Less Payments	-5 632	-10 991	23 346
Closing Balance	31 205	42 159	209 478




DC3 Overberg (Medium)

Opening Balance		356	8 359
Plus Receipts	3 135	15 051	2 725
SubTotal	3 135	15 406	11 084
Less Payments	-2 779	-7 047	-6 869
Closing Balance	356	8 359	4 215



WC041 Kannaland (Medium)

Opening Balance		24 744	33 602
Plus Receipts	25 432	17 516	15 702
SubTotal	25 432	42 260	49 305
Less Payments	-688	-8 657	-2 520
Closing Balance	24 744	33 602	46 784

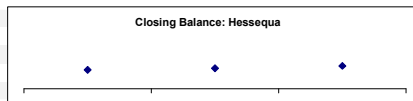


Cash Flow Summary for Financial Year End : 2023

R thousand July Aug Sept

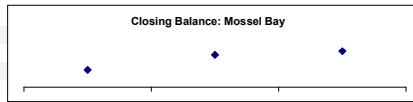
WC042 Hessequa (Medium)

Opening Balance	403 385	459 650	489 694
Plus Receipts	188 065	103 089	194 756
SubTotal	591 451	562 739	684 450
Less Payments	-143 329	-73 045	-137 905
Closing Balance	448 121	489 694	546 545




WC043 Mossel Bay (High)

Opening Balance	613 723	410 905	768 504
Plus Receipts	-173 176	373 849	107 394
SubTotal	440 548	784 754	875 898
Less Payments	-29 642	-16 250	-19 278
Closing Balance	410 905	768 504	856 620




WC044 George (High)

Opening Balance		692 187	2 050 640
Plus Receipts	1 114 452	1 013 204	161 160
SubTotal	1 114 452	1 705 391	2 211 800
Less Payments	-422 265	-498 627	-231 527
Closing Balance	692 187	1 206 763	1 980 273



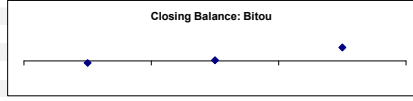
WC045 Oudtshoorn (Medium)

Opening Balance	129 131	133 671	117 099
Plus Receipts	95 959	75 765	68 379
SubTotal	225 090	209 436	185 478
Less Payments	-91 419	-92 350	-90 117
Closing Balance	133 671	117 087	95 361




WC047 Bitou (Medium)

Opening Balance		-20 153	99 457
Plus Receipts	484	1 165	2 229
SubTotal	484	-18 988	101 685
Less Payments	-20 637	23 367	26 706
Closing Balance	-20 153	4 379	128 391




WC048 Knysna (Medium)

Opening Balance	20 358	70 771	90 597
Plus Receipts	115 930	75 893	69 356
SubTotal	136 287	146 664	159 953
Less Payments	-65 516	-56 067	-55 216
Closing Balance	70 771	90 597	104 737




DC4 Garden Route (Medium)

Opening Balance	97 950	119 575	152 685
Plus Receipts	28 510	73 983	5 895
SubTotal	126 460	193 558	158 581
Less Payments	-6 884	-40 873	-56 106
Closing Balance	119 575	152 685	102 475




WC051 Laingsburg (Medium)

Opening Balance	2 477	107 613	104 449
Plus Receipts	112 649	7 652	6 069
SubTotal	115 126	115 265	110 518
Less Payments	-7 513	-10 816	-8 470
Closing Balance	107 613	104 449	102 048




WC052 Prince Albert (Medium)

Opening Balance	52 395	89 805	101 653
Plus Receipts	39 276	15 948	19 062
SubTotal	91 672	105 753	120 715
Less Payments	-1 867	-4 100	-7 965
Closing Balance	89 805	101 653	112 749



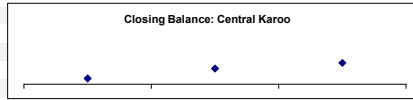
WC053 Beaufort West (Medium)

Opening Balance		9 165	9 165
Plus Receipts	51 260		50 141
SubTotal	51 260	9 165	59 306
Less Payments	-42 095		-110 426
Closing Balance	9 165	9 165	-51 120



DC5 Central Karoo (Medium)

Opening Balance		28 073	75 809
Plus Receipts	36 856	51 975	37 426
SubTotal	36 856	80 048	113 235
Less Payments	-8 783	-4 239	-10 239
Closing Balance	28 073	75 809	102 996



Source: National Treasury Local Government Database