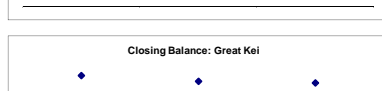



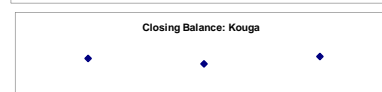




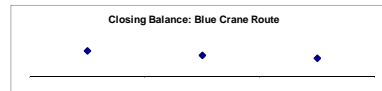





Cash Flow Summary for Financial Year End : 2016

R thousand	July	Aug	Sept
<b>EASTERN CAPE</b>			
<b>BUF Buffalo City ( High )</b>			
Opening Balance	2 198 797	2 726 649	2 723 721
Plus Receipts	946 840	632 547	226 277
SubTotal	3 145 638	3 359 196	2 949 998
Less Payments	418 989	635 475	331 824
Closing Balance	2 726 649	2 723 721	2 618 174
<b>NMA Nelson Mandela Bay ( High )</b>			
Opening Balance	1 445 536	1 619 819	1 603 920
Plus Receipts	1 225 240	756 188	748 040
SubTotal	2 670 777	2 376 007	2 351 960
Less Payments	1 050 958	772 086	879 135
Closing Balance	1 619 819	1 603 920	1 472 825
<b>EC101 Camdeboo ( Low )</b>			
Opening Balance	(220)	14 868	7 402
Plus Receipts	46 569	14 466	30 967
SubTotal	46 350	29 335	38 369
Less Payments	31 481	21 933	35 716
Closing Balance	14 868	7 402	2 653
<b>EC102 Blue Crane Route ( Low )</b>			
Opening Balance	11 095	42 535	35 452
Plus Receipts	45 450	10 666	11 741
SubTotal	56 545	53 201	47 193
Less Payments	14 009	17 750	16 487
Closing Balance	42 535	35 452	30 706
<b>EC103 Ikwezi ( Low )</b>			
Opening Balance	15	8 256	5 865
Plus Receipts	15 515	2 888	481
SubTotal	15 530	11 144	6 346
Less Payments	7 274	5 279	5 163
Closing Balance	8 256	5 865	1 184
<b>EC104 Makana ( Medium )</b>			
Opening Balance	5 787	114 354	92 527
Plus Receipts	82 323	14 126	25 896
SubTotal	88 110	128 480	119 423
Less Payments	(26 244)	34 954	24 024
Closing Balance	114 354	93 527	95 399
<b>EC105 Ndlambe ( Low )</b>			
Opening Balance		34 249	29 882
Plus Receipts	47 194	24 453	33 794
SubTotal	47 194	58 702	63 675
Less Payments	12 945	28 821	30 363
Closing Balance	34 249	29 882	33 312
<b>EC106 Sundays River Valley ( Medium )</b>			
Opening Balance	611	843	1 557
Plus Receipts	41 235	11 710	16 423
SubTotal	41 847	12 553	17 980
Less Payments	41 003	10 997	14 482
Closing Balance	843	1 557	3 498
<b>EC107 Baviaans ( Low )</b>			
Opening Balance	847	(1 126)	(304)
Plus Receipts	14 540	6 770	10 605
SubTotal	15 407	5 644	10 302
Less Payments	16 533	5 948	11 990
Closing Balance	(1 126)	(304)	(1 689)
<b>EC108 Kouga ( Medium )</b>			
Opening Balance	2 490	48 792	41 405
Plus Receipts	97 992	56 737	65 266
SubTotal	100 482	105 529	106 671
Less Payments	51 690	64 124	55 169
Closing Balance	48 792	41 405	51 502
<b>EC109 Kou-Kamma ( Medium )</b>			
Opening Balance	166	10 937	
Plus Receipts	27 033	1 985	
SubTotal	27 199	12 921	
Less Payments	16 262	5 722	
Closing Balance	10 937	7 199	
<b>DC10 Sarah Baartman ( Medium )</b>			
Opening Balance		34 287	30 071
Plus Receipts	39 206	1 983	3 208
SubTotal	39 206	36 269	33 279
Less Payments	4 919	6 199	9 769
Closing Balance	34 287	30 071	23 510
<b>EC121 Mbashe ( Low )</b>			
Opening Balance		223 660	104 237
Plus Receipts	253 253	(90 157)	(21 702)
SubTotal	253 253	133 503	82 535
Less Payments	29 594	29 265	20 652
Closing Balance	223 660	104 237	61 883
<b>EC122 Mquma ( Medium )</b>			
Opening Balance		91 443	76 205
Plus Receipts	104 652	1 842	2 200
SubTotal	104 652	93 285	78 405
Less Payments	13 208	17 081	17 218
Closing Balance	91 443	76 205	61 187
<b>EC123 Great Kei ( Low )</b>			
Opening Balance	993	22 937	19 377
Plus Receipts	26 384	2 294	4 944
SubTotal	27 377	25 231	24 321
Less Payments	4 440	5 854	6 156
Closing Balance	22 937	19 377	18 165
<b>EC124 Amahlathi ( Low )</b>			
Opening Balance		45 132	33 802
Plus Receipts	57 913	5 952	7 698
SubTotal	57 913	51 084	41 500
Less Payments	12 781	17 282	26 464
Closing Balance	45 132	33 802	15 036




EC126 Ngqushwa ( Medium )			
Opening Balance	169	11 629	8 717
Plus Receipts	41 450	13 211	1 175
SubTotal	41 618	24 840	9 892
Less Payments	29 990	16 123	9 621
Closing Balance	11 629	8 717	271
EC127 Nkonkobe ( Low )			
Opening Balance	3 212	52 326	39 848
Plus Receipts	75 081	7 462	10 640
SubTotal	78 293	59 788	50 488
Less Payments	25 967	19 940	26 218
Closing Balance	52 326	39 848	24 270
EC128 Nxuba ( Low )			
Opening Balance		21 270	12 009
Plus Receipts	25 907	1 611	1 519
SubTotal	25 907	22 881	13 528
Less Payments	4 637	10 872	3 288
Closing Balance	21 270	12 009	10 240
DC12 Amathole ( High )			
Opening Balance	465 654	619 241	512 122
Plus Receipts	398 327	107 709	223 129
SubTotal	863 981	726 950	735 251
Less Payments	244 740	214 829	298 925
Closing Balance	619 241	512 122	436 326
EC131 Inxuba Yethemba ( Low )			
Opening Balance		(31 029)	(35 835)
Plus Receipts	49 849	12 303	15 055
SubTotal	49 849	(18 726)	(20 780)
Less Payments	80 878	17 110	22 440
Closing Balance	(31 029)	(35 835)	(43 220)
EC132 Tsolwana ( Low )			
Opening Balance			
Plus Receipts			
SubTotal			
Less Payments			
Closing Balance			
EC133 Inkwanca ( Low )			
Opening Balance			
Plus Receipts			
SubTotal			
Less Payments			
Closing Balance			
EC134 Lukhanji ( Medium )			
Opening Balance		58 359	16 452
Plus Receipts	71 544	21 671	29 221
SubTotal	71 544	80 030	45 672
Less Payments	13 185	63 579	43 754
Closing Balance	58 359	16 452	1 918
EC135 Intsika Yethu ( Low )			
Opening Balance	375	49 286	601
Plus Receipts	89 187	2 150	25 393
SubTotal	89 562	51 436	25 994
Less Payments	40 275	50 835	24 135
Closing Balance	49 286	601	1 858
EC136 Emalahleni (Ec) ( Low )			
Opening Balance	31 776	76 453	72 442
Plus Receipts	51 003	6 025	23 035
SubTotal	82 780	82 477	95 477
Less Payments	6 327	10 035	12 540
Closing Balance	76 453	72 442	82 937
EC137 Engcobo ( Medium )			
Opening Balance	51 040	125 007	116 124
Plus Receipts	83 946	1 910	9 560
SubTotal	134 985	126 917	125 684
Less Payments	9 979	10 793	14 963
Closing Balance	125 007	116 124	110 721
EC138 Sakhisizwe ( Low )			
Opening Balance	10	17 024	12 294
Plus Receipts	26 969	5 316	3 518
SubTotal	26 979	22 340	15 812
Less Payments	9 955	10 046	10 567
Closing Balance	17 024	12 294	5 245
DC13 Chris Hani ( Medium )			
Opening Balance	551 464	716 332	721 524
Plus Receipts	195 669	63 755	15 488
SubTotal	747 133	780 087	737 212
Less Payments	30 801	58 563	108 503
Closing Balance	716 332	721 524	628 709
EC141 Elundini ( Low )			
Opening Balance	33 806	88 175	74 346
Plus Receipts	68 710	2 971	7 431
SubTotal	102 516	91 146	81 776
Less Payments	14 341	16 800	22 604
Closing Balance	88 175	74 346	59 172
EC142 Senqu ( Medium )			
Opening Balance		205	(415)
Plus Receipts	79 240	15 577	19 729
SubTotal	79 240	15 782	19 314
Less Payments	79 035	16 198	19 456
Closing Balance	205	(415)	(142)
EC143 Maletswai ( Low )			
Opening Balance	13 506	16 991	
Plus Receipts	63 120	11 089	
SubTotal	76 625	28 080	
Less Payments	59 635	12 505	
Closing Balance	16 991	15 575	
EC144 Gariep ( Low )			
Opening Balance	142	94	333
Plus Receipts	37 821	13 262	6 226
SubTotal	37 963	13 355	6 559
Less Payments	37 869	13 022	6 199
Closing Balance	94	333	361
DC14 Joe Gqabi ( High )			
Opening Balance	(2 144)	2 628	(26 574)
Plus Receipts	225 330	2 713	68 746
SubTotal	223 186	5 341	42 172
Less Payments	220 558	31 915	46 041
Closing Balance	2 628	(26 574)	(3 869)




**EC153 Ngquza Hills ( Low )**

Opening Balance	0	93 336	82 459
Plus Receipts	103 362	2 284	9 397
SubTotal	103 362	95 620	91 856
Less Payments	10 026	13 161	16 073
Closing Balance	93 336	82 459	75 783

**EC154 Port St Johns ( Medium )**


Opening Balance	2 777	27 672	20 282
Plus Receipts	43 818	(389)	4 088
SubTotal	45 595	27 283	24 371
Less Payments	17 923	7 001	8 581
Closing Balance	27 672	20 282	15 790

**EC155 Nyandeni ( Low )**


Opening Balance	11 567	90 720	56 296
Plus Receipts	94 886	(23 441)	2 417
SubTotal	106 453	67 279	58 713
Less Payments	15 732	10 983	23 148
Closing Balance	90 720	56 296	35 565

**EC156 Mhlonito ( Low )**


Opening Balance	5 315	949	(1 172)
Plus Receipts	95 799	2 421	15 291
SubTotal	101 113	3 371	14 119
Less Payments	100 164	4 543	342
Closing Balance	949	(1 172)	13 777

**EC157 King Sabata Dalindyebo ( High )**


Opening Balance	7 645	47 871	58 851
Plus Receipts	245 932	83 498	228 180
SubTotal	253 577	131 370	287 031
Less Payments	205 706	72 519	263 152
Closing Balance	47 871	58 851	23 879

**DC15 O. R. Tambo ( High )**


Opening Balance	319 160	729 175	709 230
Plus Receipts	447 107	48 914	46 006
SubTotal	766 267	778 089	755 236
Less Payments	37 092	68 859	78 217
Closing Balance	729 175	709 230	677 019

**EC441 Matatiele ( Medium )**

Opening Balance	30 487	106 099	81 873
Plus Receipts	125 545	6 972	(11 256)
SubTotal	156 031	113 071	70 617
Less Payments	49 932	31 198	6 714
Closing Balance	106 099	81 873	63 903

**EC442 Umzimvubu ( Medium )**


Opening Balance	25 251	21 246	14 752
Plus Receipts	6 747	(29 302)	136 178
SubTotal	31 998	(8 056)	150 930
Less Payments	10 752	(22 807)	39 132
Closing Balance	21 246	14 752	111 798

**EC443 Mbizana ( Medium )**

Opening Balance	85 823	165 999	156 264
Plus Receipts	105 946	11 340	9 337
SubTotal	191 769	177 339	165 602
Less Payments	25 770	21 075	49 564
Closing Balance	165 999	156 264	116 038

**EC444 Ntabankulu ( Low )**

Opening Balance		67 526	
Plus Receipts	81 395	909	
SubTotal	81 395	68 435	
Less Payments	13 869	9 513	
Closing Balance	67 526	58 922	

**DC44 Alfred Nzo ( Medium )**


Opening Balance	2 604	(115 498)	(385 899)
Plus Receipts	153 863	1 564	65 501
SubTotal	156 467	(113 934)	(320 398)
Less Payments	271 966	271 966	27 330
Closing Balance	(115 498)	(385 899)	(347 728)



**FS FREE STATE**

**MAN Mangaung ( High )**

Opening Balance	676 294	977 011	833 830
Plus Receipts	958 462	437 626	341 426
SubTotal	1 634 756	1 414 637	1 175 257
Less Payments	657 745	580 806	613 581
Closing Balance	977 011	833 830	561 675




**FS161 Letsemeng ( Medium )**

Opening Balance	3 079	26 532	23 369
Plus Receipts	30 340	4 416	3 570
SubTotal	33 439	30 948	26 939
Less Payments	4 907	7 579	9 055
Closing Balance	28 532	23 369	17 085




**FS162 Kopanong ( Medium )**

Opening Balance		33 912	25 890
Plus Receipts	49 967	3 871	4 583
SubTotal	49 967	37 783	30 473
Less Payments	16 055	11 892	11 356
Closing Balance	33 912	25 890	19 118




**FS163 Mohokare ( Low )**

Opening Balance	359	6 965	2 249
Plus Receipts	25 309	992	11 176
SubTotal	25 667	7 958	13 425
Less Payments	18 702	5 709	12 691
Closing Balance	6 965	2 249	734




**FS164 Naledi (FS) ( Low )**

Opening Balance	558	17 637	12 140
Plus Receipts	25 172	1 278	781
SubTotal	25 731	18 915	12 921
Less Payments	8 094	6 775	7 349
Closing Balance	17 637	12 140	5 572




**DC16 Xhariep ( Low )**

Opening Balance	979	492	49
Plus Receipts	9 707	3 654	4 027
SubTotal	10 686	4 347	4 076
Less Payments	9 993	4 298	3 876
Closing Balance	692	49	200



**FS181 Maslonyana ( Low )**

Opening Balance	17 699	32 598	25 375
Plus Receipts	63 320	6 694	16 012
SubTotal	81 019	39 292	41 388
Less Payments	48 420	13 917	28 530
Closing Balance	32 598	25 375	12 857




**FS182 Tokologo ( Low )**

Opening Balance	4 245	34 614	22 724
Plus Receipts	35 252	1 972	1 971
SubTotal	39 497	36 586	24 696
Less Payments	4 883	13 862	9 902
Closing Balance	34 614	22 724	14 794




**FS183 Tswelopele ( Medium )**

Opening Balance	12 848	44 639	37 262
Plus Receipts	45 004	4 400	12 844
SubTotal	57 852	49 238	50 106
Less Payments	13 213	11 976	12 772
Closing Balance	44 639	37 262	37 334




**FS184 Matjhabeng ( High )**

Opening Balance		200 708	140 291
Plus Receipts	270 234	73 555	101 293
SubTotal	270 234	274 263	241 584
Less Payments	69 526	133 972	86 861
Closing Balance	200 708	140 291	154 723




**FS185 Nala ( Medium )**

Opening Balance	14 877	69 994	64 442
Plus Receipts	80 688	9 830	11 128
SubTotal	95 565	79 825	75 570
Less Payments	25 570	15 383	28 624
Closing Balance	69 994	64 442	46 946



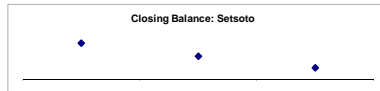
**DC18 Lejweleputswa ( Low )**

Opening Balance	12 925	9 342	1 072
Plus Receipts	70 753	431	20 390
SubTotal	83 678	9 773	21 462
Less Payments	74 336	8 701	8 517
Closing Balance	9 342	1 072	12 945



**FS191 Setsoto ( Medium )**

Opening Balance	3 684	74 859	47 575
Plus Receipts	95 610	13 816	15 400
SubTotal	99 293	88 675	62 975
Less Payments	24 435	41 100	39 292
Closing Balance	74 859	47 575	23 683




**FS192 Dihlabeng ( Medium )**

Opening Balance	(63 026)	11 737	10 891
Plus Receipts	131 341	40 229	46 509
SubTotal	68 315	51 966	57 400
Less Payments	56 578	41 075	49 835
Closing Balance	11 737	10 891	7 566




**FS193 Nketoana ( Medium )**

Opening Balance	86 642	93 775	
Plus Receipts	34 780	8 067	
SubTotal	121 422	101 842	
Less Payments	27 647	20 448	
Closing Balance	93 775	81 394	




**FS194 Maluti-a-Phofung ( High )**

Opening Balance	(5 247)	6 006	8 786
Plus Receipts	284 345	151 699	40 020
SubTotal	279 098	157 705	48 806
Less Payments	273 092	148 920	82 993
Closing Balance	6 006	8 786	(34 187)




**FS195 Phumelela ( Low )**

Opening Balance	520	24 223	20 522
Plus Receipts	39 599	6 176	4 828
SubTotal	40 119	30 399	25 351
Less Payments	15 896	9 876	6 852
Closing Balance	24 223	20 522	18 498




**FS196 Mantsope ( Medium )**

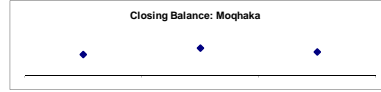
Opening Balance	(75)	(3 943)	479
Plus Receipts	4 404	19 067	4 574
SubTotal	4 329	15 124	5 052
Less Payments	8 272	14 645	13 506
Closing Balance	(3 943)	479	(8 454)

**DC19 Thabo Mofutsanyana ( Low )**


Opening Balance	6 516	36 883	29 145
Plus Receipts	44 934	672	204
SubTotal	51 451	37 555	29 349
Less Payments	14 568	8 410	7 288
Closing Balance	36 883	29 145	22 061

**FS201 Mochaka ( High )**

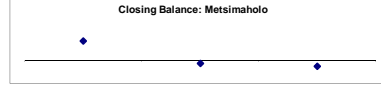
Opening Balance	17 708	11 197	14 375
Plus Receipts	124 846	83 496	56 296
SubTotal	142 554	94 692	70 671
Less Payments	131 358	80 317	58 245
Closing Balance	11 197	14 375	12 426

**FS203 Ngwathe ( Medium )**

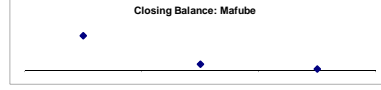
Opening Balance	8 645	48 231	42 260
Plus Receipts	112 154	24 611	47 769
SubTotal	120 799	72 842	90 029
Less Payments	72 568	30 582	54 748
Closing Balance	48 231	42 260	35 281

**FS204 Metsimaholo ( High )**


Opening Balance	27 050	39 632	(6 836)
Plus Receipts	155 000	46 616	64 311
SubTotal	182 050	86 248	57 475
Less Payments	142 418	93 084	69 878
Closing Balance	39 632	(6 836)	(12 403)

**FS205 Mafube ( Medium )**

Opening Balance	605	2 261	429
Plus Receipts	41 400	4 819	5 113
SubTotal	42 005	7 081	5 541
Less Payments	39 743	6 652	5 441
Closing Balance	2 261	429	100

**DC20 Fezile Dabi ( Low )**


Opening Balance	109 743	162 521	151 181
Plus Receipts	62 997	1 041	231
SubTotal	172 740	163 562	151 412
Less Payments	10 219	12 382	14 527
Closing Balance	162 521	151 181	136 885



**GT GAUTENG**


**EKU Ekurhuleni Metro ( High )**

Opening Balance	7 658 122	7 991 436	7 805 657
Plus Receipts	2 462 993	2 032 777	1 914 732
SubTotal	10 121 115	10 024 214	9 720 389
Less Payments	2 129 679	2 218 557	2 309 972
Closing Balance	7 991 436	7 805 657	7 410 417




**JHB City Of Johannesburg ( High )**

Opening Balance	3 833 132	7 382 253	6 040 147
Plus Receipts	9 612 352	4 024 493	3 412 782
SubTotal	13 445 484	11 406 747	9 452 929
Less Payments	6 063 231	5 366 600	4 542 011
Closing Balance	7 382 253	6 040 147	4 910 918




**TSH City Of Tshwane ( High )**

Opening Balance	600 518	588 613	583 305
Plus Receipts	3 371 015	3 050 527	2 308 589
SubTotal	3 971 534	3 639 140	2 891 894
Less Payments	3 382 920	3 055 835	2 343 849
Closing Balance	588 613	583 305	548 045




**GT421 Emfuleni ( High )**

Opening Balance	36 234	44 734	7 076
Plus Receipts	640 889	363 605	491 895
SubTotal	677 124	408 339	498 972
Less Payments	632 390	401 262	457 212
Closing Balance	44 734	7 076	41 759




**GT422 Midvaal ( Medium )**

Opening Balance	76 354	108 410	114 497
Plus Receipts	99 519	63 481	55 502
SubTotal	175 873	171 891	169 999
Less Payments	67 463	57 393	68 009
Closing Balance	108 410	114 497	101 991




**GT423 Lesedi ( Medium )**

Opening Balance	34 322	34 322	24 254
Plus Receipts	83 569	36 010	35 785
SubTotal	83 569	70 332	60 139
Less Payments	49 247	45 978	54 207
Closing Balance	34 322	24 354	5 932




**DC42 Sedibeng ( Medium )**

Opening Balance	10 415	92 070	71 435
Plus Receipts	104 457	8 109	1 161
SubTotal	114 871	100 179	72 596
Less Payments	22 801	28 744	29 514
Closing Balance	92 070	71 435	43 082




**GT481 Mogale City ( High )**

Opening Balance	165 782	185 316	163 611
Plus Receipts	340 036	153 211	183 439
SubTotal	505 817	338 527	347 051
Less Payments	320 502	174 916	220 633
Closing Balance	185 316	163 611	126 417



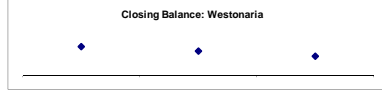
**GT482 Randfontein ( High )**

Opening Balance	51 556	68 754	45 555
Plus Receipts	95 191	63 104	66 495
SubTotal	146 746	131 858	112 250
Less Payments	77 992	86 303	83 726
Closing Balance	68 754	45 555	28 524



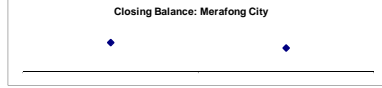
**GT483 Westonaria ( Medium )**

Opening Balance	2 618	58 650	49 608
Plus Receipts	106 794	24 959	27 832
SubTotal	109 412	83 609	77 441
Less Payments	50 762	34 001	37 774
Closing Balance	58 650	49 608	39 666



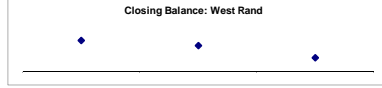
**GT484 Merafong City ( High )**

Opening Balance	85 549	151 558	123 021
Plus Receipts	143 479	45 892	57 953
SubTotal	229 027	197 450	180 974
Less Payments	77 469	74 428	89 083
Closing Balance	151 558	123 021	91 891



**DC48 West Rand ( Medium )**


Opening Balance		80 782	67 550
Plus Receipts	98 302	4 724	4 683
SubTotal	98 302	85 505	72 233
Less Payments	17 520	17 955	36 535
Closing Balance	80 782	67 550	35 699



**KZ KWAZULU-NATAL**


**ETH eThekweni ( High )**

Opening Balance	5 878 737	6 536 043	6 911 877
Plus Receipts	3 883 253	3 200 867	580 852
SubTotal	9 761 990	9 736 910	7 492 729
Less Payments	3 225 947	2 825 033	2 628 119
Closing Balance	6 536 043	6 911 877	4 864 610



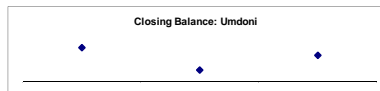
**KZN211 Vulamehlo ( Low )**

Opening Balance			
Plus Receipts			
SubTotal			
Less Payments			
Closing Balance			



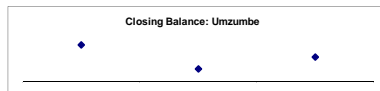
**KZN212 Umdoni ( Medium )**

Opening Balance	87 159	106 549	104 237
Plus Receipts	36 810	15 699	37 619
SubTotal	123 969	122 247	141 856
Less Payments	17 421	18 010	36 107
Closing Balance	106 549	104 237	105 749




**KZN213 Umzumbe ( Low )**

Opening Balance		59 506	53 331
Plus Receipts	65 732	1 437	13 221
SubTotal	65 732	60 943	66 553
Less Payments	6 225	7 612	10 188
Closing Balance	59 506	53 331	56 365



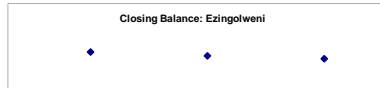
**KZN214 uMuziwabantu ( Low )**

Opening Balance	4 479	13 481	8 745
Plus Receipts	75 981	15 219	8 558
SubTotal	80 459	28 700	17 303
Less Payments	66 979	19 955	11 258
Closing Balance	13 481	8 745	6 045




**KZN215 Ezinqolweni ( Low )**

Opening Balance	15 250	38 466	34 597
Plus Receipts	27 326	2 033	661
SubTotal	42 576	40 498	35 257
Less Payments	4 110	5 902	3 812
Closing Balance	38 466	34 597	31 445




**KZN216 Hibiscus Coast ( High )**

Opening Balance	91 829	174 604	365 974
Plus Receipts	49 499	141 557	60 071
SubTotal	141 328	316 160	426 046
Less Payments	(33 276)	(49 814)	(58 259)
Closing Balance	174 604	365 974	484 304




**DC21 Ugu ( High )**

Opening Balance	198 086	366 742	392 809
Plus Receipts	224 796	127 074	31 310
SubTotal	422 882	493 815	424 119
Less Payments	56 140	101 006	86 349
Closing Balance	366 742	392 809	337 770




**KZN221 uMshwathi ( Low )**

Opening Balance	477	2 918	1 970
Plus Receipts	62 593	17 474	17 872
SubTotal	63 070	20 392	19 842
Less Payments	60 152	18 422	19 380
Closing Balance	2 918	1 970	462



**KZN222 uMngeni ( Medium )**

Opening Balance	25 115	78 635	111 317
Plus Receipts	71 683	63 249	(4 780)
SubTotal	96 798	141 884	106 538
Less Payments	18 163	30 567	30 178
Closing Balance	78 635	111 317	76 360




**KZN223 Mpofana ( Low )**

Opening Balance		17 575	15 511
Plus Receipts	25 204	6 773	6 980
SubTotal	25 204	24 348	22 491
Less Payments	7 629	8 837	14 343
Closing Balance	17 575	15 511	8 148




**KZN224 Impendle ( Low )**

Opening Balance	4 644	14 713	11 291
Plus Receipts	15 034	2 413	545
SubTotal	19 678	17 127	11 836
Less Payments	4 964	5 835	6 845
Closing Balance	14 713	11 291	4 991




**KZN225 Msunduzi ( High )**

Opening Balance	842 068	999 819	930 434
Plus Receipts	580 481	325 608	350 129
SubTotal	1 422 549	1 325 427	1 280 562
Less Payments	422 730	394 993	439 878
Closing Balance	999 819	930 434	840 684



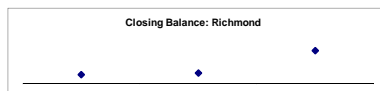
**KZN226 Mkhambathini ( Medium )**

Opening Balance	14 679	44 919	41 336
Plus Receipts	33 703	2 592	4 173
SubTotal	48 381	47 511	45 509
Less Payments	3 463	6 175	5 575
Closing Balance	44 919	41 336	39 934




**KZN227 Richmond ( Low )**

Opening Balance	562	562	667
Plus Receipts	25 410	1 515	5 589
SubTotal	25 972	2 077	6 256
Less Payments	25 410	1 409	4 149
Closing Balance	562	667	2 107




**DC22 uMgungundlovu ( Medium )**

Opening Balance	215 158	185 785	191 201
Plus Receipts	235 251	159 801	46 950
SubTotal	450 410	345 586	238 151
Less Payments	264 625	154 385	81 224
Closing Balance	185 785	191 201	156 927




**KZN232 Emnambithi/Ladysmith ( High )**

Opening Balance	121 229	134 428	118 402
Plus Receipts	102 536	62 261	106 211
SubTotal	223 765	196 689	224 613
Less Payments	89 337	78 287	59 408
Closing Balance	134 428	118 402	165 205




**KZN233 Indaka ( Low )**


Opening Balance	134 771	168 778	178 914
Plus Receipts	50 238	15 409	4 200
SubTotal	185 009	184 187	183 114
Less Payments	16 231	5 273	9 995
Closing Balance	168 778	178 914	173 119

**KZN234 Umtshezi ( Medium )**


Opening Balance	2 300	6 906	997
Plus Receipts	57 824	24 487	48 013
SubTotal	60 124	41 393	49 010
Less Payments	53 218	40 396	48 810
Closing Balance	6 906	997	200

**KZN235 Okhahlamba ( Low )**


Opening Balance	45 222	82 058	68 845
Plus Receipts	57 302	6 093	4 970
SubTotal	102 524	88 152	73 814
Less Payments	20 465	19 307	15 138
Closing Balance	82 058	68 845	58 676

**KZN236 Imbabazane ( Low )**


Opening Balance		59 733	48 620
Plus Receipts	71 888	357	1 063
SubTotal	71 888	60 090	49 683
Less Payments	12 156	11 470	10 514
Closing Balance	59 733	48 620	39 169

**DC23 Uthukela ( Medium )**


Opening Balance	126 554	263 015	301 076
Plus Receipts	153 006	77 286	9 856
SubTotal	279 560	340 301	310 932
Less Payments	16 546	39 225	45 707
Closing Balance	263 015	301 076	265 225

**KZN241 Endumeni ( Medium )**


Opening Balance		4 340	1 168
Plus Receipts	53 722	17 286	14 804
SubTotal	53 722	21 627	15 972
Less Payments	49 382	20 458	20 617
Closing Balance	4 340	1 168	(4 645)

**KZN242 Nquthu ( Low )**

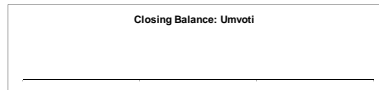
Opening Balance	114 302	120 692	115 227
Plus Receipts	83 104	5 359	6 596
SubTotal	197 406	126 050	121 824
Less Payments	76 714	10 823	20 721
Closing Balance	120 692	115 227	101 103

**KZN244 Msinga ( Low )**


Opening Balance	76 032	149 210	150 832
Plus Receipts	75 024	3 513	
SubTotal	151 056	152 723	150 832
Less Payments	1 846	1 892	2 102
Closing Balance	149 210	150 832	148 730

**KZN245 Umvoti ( Medium )**

Opening Balance			
Plus Receipts			
SubTotal			
Less Payments			
Closing Balance			

**DC24 Umzinyathi ( Low )**

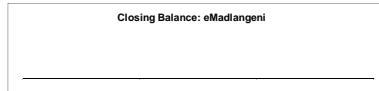
Opening Balance	11 735	62 871	15 846
Plus Receipts	142 651	180 619	12 657
SubTotal	154 386	243 490	28 503
Less Payments	91 515	227 644	23 072
Closing Balance	62 871	15 846	5 432

**KZN252 Newcastle ( High )**

Opening Balance		18 735	(37 013)
Plus Receipts	85 699	63 388	232 441
SubTotal	85 699	82 122	195 428
Less Payments	66 965	119 135	112 336
Closing Balance	18 735	(37 013)	83 093

**KZN253 eMadiangeni ( Low )**

Opening Balance			
Plus Receipts			
SubTotal			
Less Payments			
Closing Balance			

**KZN254 Dannhauser ( Low )**


Opening Balance		20 000	
Plus Receipts	48 359	1 056	
SubTotal	48 359	21 056	
Less Payments	28 308	18 278	
Closing Balance	20 000	2 778	

**DC25 Amajuba ( Low )**


Opening Balance	145	24 581	13 925
Plus Receipts	61 902	25 161	1 710
SubTotal	62 047	49 742	15 635
Less Payments	37 467	35 816	15 144
Closing Balance	24 581	13 925	491

**KZN261 eDumbe ( Low )**


Opening Balance	74	17 612	1 998
Plus Receipts	42 756	7 656	13 552
SubTotal	42 829	25 268	15 550
Less Payments	25 217	23 270	15 296
Closing Balance	17 612	1 998	254

**KZN262 uPhongolo ( Low )**

Opening Balance	3 395	2 088	1 243
Plus Receipts	30 927	12 639	21 824
SubTotal	34 322	14 727	23 067
Less Payments	32 234	13 485	22 845
Closing Balance	2 088	1 243	222

**KZN263 Abaqulusi ( Low )**


Opening Balance		62 233	57 253
Plus Receipts	93 940	50 201	44 091
SubTotal	93 940	112 434	101 344
Less Payments	31 707	55 181	51 767
Closing Balance	62 233	57 253	49 577



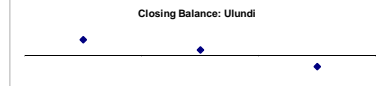


**KZN265 Nongoma ( Low )**

Opening Balance	15 674	63 000	51 725
Plus Receipts	63 165	1 791	3 616
SubTotal	78 839	64 792	55 341
Less Payments	15 839	13 066	20 411
Closing Balance	63 000	51 725	34 930

**KZN266 Ulundi ( Low )**


Opening Balance	3 529	31 655	10 483
Plus Receipts	47 895	7 077	6 085
SubTotal	51 424	38 732	16 567
Less Payments	19 768	28 250	40 438
Closing Balance	31 655	10 483	(24 061)

**DC26 Zululand ( Medium )**


Opening Balance	(45 487)	17 521	30 476
Plus Receipts	167 839	72 775	47 942
SubTotal	122 352	90 297	78 418
Less Payments	104 830	59 821	74 098
Closing Balance	17 521	30 476	4 320

**KZN271 Umhlabuyalingana ( Medium )**

Opening Balance	77 930	140 512	129 737
Plus Receipts	75 417	1 654	1 043
SubTotal	153 346	142 167	130 781
Less Payments	12 834	12 430	10 432
Closing Balance	140 512	129 737	120 349

**KZN272 Jozini ( Low )**


Opening Balance	22 508	81 459	74 961
Plus Receipts	72 446	7 281	7 067
SubTotal	94 954	88 740	82 028
Less Payments	13 494	13 779	10 808
Closing Balance	81 459	74 961	71 220

**KZN273 The Big 5 False Bay ( Low )**


Opening Balance	(1 841)	11 285	8 963
Plus Receipts	27 265	3 421	2 868
SubTotal	25 424	14 706	11 830
Less Payments	14 139	5 744	7 232
Closing Balance	11 285	8 962	4 598

**KZN274 Hlabisa ( Low )**


Opening Balance	4 954	40 168	36 654
Plus Receipts	43 594	795	357
SubTotal	48 548	40 962	37 011
Less Payments	8 380	4 308	8 105
Closing Balance	40 168	36 654	28 906

**KZN275 Mtubatuba ( Low )**

Opening Balance	13 183	62 092	58 908
Plus Receipts	57 873	4 174	5 381
SubTotal	71 056	66 265	64 289
Less Payments	8 964	7 358	10 062
Closing Balance	62 092	58 908	54 227

**DC27 Umkhanyakude ( Medium )**


Opening Balance	13 543	64 440	116 177
Plus Receipts	130 379	216 219	12 532
SubTotal	143 922	280 659	128 709
Less Payments	79 482	164 481	45 206
Closing Balance	64 440	116 177	83 504

**KZN281 Mfobozi ( Medium )**


Opening Balance	3 160	4 517	2 573
Plus Receipts	59 220	10 636	12 205
SubTotal	62 380	15 153	14 778
Less Payments	57 863	12 580	13 642
Closing Balance	4 517	2 573	1 136

**KZN282 uMhlatuze ( High )**


Opening Balance	405 490	493 345	531 182
Plus Receipts	330 282	206 000	228 754
SubTotal	735 772	699 345	759 936
Less Payments	242 427	168 163	273 308
Closing Balance	493 345	531 182	486 628

**KZN283 Ntambanana ( Low )**


Opening Balance	21 252	55 345	53 222
Plus Receipts	39 480	1 168	5 357
SubTotal	60 732	56 513	58 579
Less Payments	5 386	3 291	14 497
Closing Balance	55 345	53 222	43 882

**KZN284 uMlalazi ( Low )**


Opening Balance	79 034	140 360	133 050
Plus Receipts	86 869	15 187	20 028
SubTotal	165 904	155 548	153 078
Less Payments	25 543	22 498	29 789
Closing Balance	140 360	133 050	123 289

**KZN285 Mthonjaneni ( Low )**

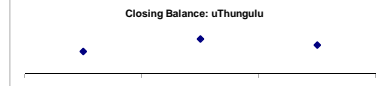
Opening Balance	71 054	95 815	95 850
Plus Receipts	30 336	6 757	6 946
SubTotal	101 390	102 572	102 795
Less Payments	5 575	6 722	7 331
Closing Balance	95 815	95 850	95 465

**KZN286 Nkandla ( Medium )**

Opening Balance	9 051	51 672	42 429
Plus Receipts	56 760	1 678	14 428
SubTotal	65 811	53 350	56 858
Less Payments	14 139	10 920	13 557
Closing Balance	51 672	42 429	43 301

**DC28 uThungulu ( High )**

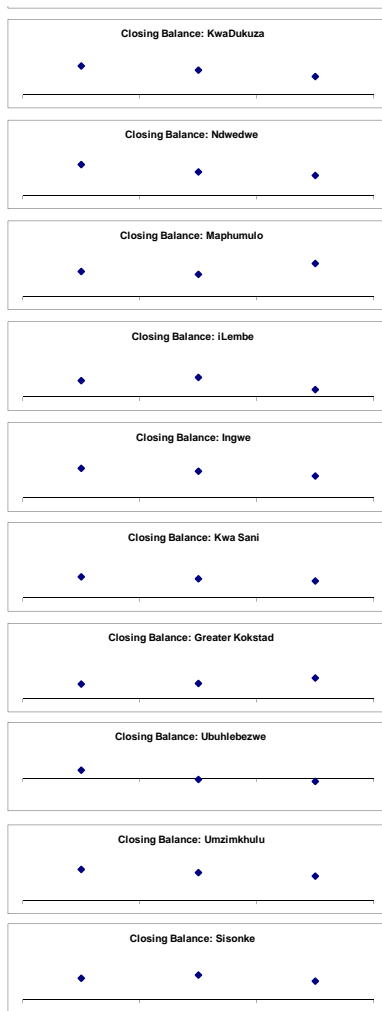
Opening Balance	78 015	516 266	580 131
Plus Receipts	846 364	187 024	108 910
SubTotal	924 380	703 290	689 040
Less Payments	408 114	123 159	139 851
Closing Balance	516 266	580 131	549 189

**KZN291 Mandeni ( Low )**

Opening Balance	29 057	102 661	95 990
Plus Receipts	87 424	6 553	22 255
SubTotal	116 481	109 214	118 244
Less Payments	13 820	13 225	15 054
Closing Balance	102 661	95 990	103 190




<b>KZN292 KwaDukuza ( High )</b>			
Opening Balance	540 391	573 582	563 040
Plus Receipts	128 373	104 416	101 648
SubTotal	668 764	677 998	664 688
Less Payments	95 183	114 958	118 488
Closing Balance	573 582	563 040	546 200
<b>KZN293 Ndwedwe ( Low )</b>			
Opening Balance	76 667	131 973	124 100
Plus Receipts	64 062	2 554	8 671
SubTotal	140 730	134 526	132 771
Less Payments	8 757	10 426	12 310
Closing Balance	131 973	124 100	120 461
<b>KZN294 Maphumulo ( Medium )</b>			
Opening Balance	15 693	64 278	56 423
Plus Receipts	53 872	1 399	34 434
SubTotal	69 565	65 676	90 856
Less Payments	5 288	9 254	6 618
Closing Balance	64 278	56 423	84 239
<b>DC29 iLembe ( Low )</b>			
Opening Balance	36 719	85 020	101 028
Plus Receipts	212 541	69 437	20 580
SubTotal	249 260	154 457	121 608
Less Payments	164 240	53 429	83 081
Closing Balance	85 020	101 028	38 527
<b>KZN431 Ingwe ( Medium )</b>			
Opening Balance	57 000	95 227	93 861
Plus Receipts	47 690	4 319	5 124
SubTotal	104 690	99 546	98 985
Less Payments	9 463	5 685	7 632
Closing Balance	95 227	93 861	91 352
<b>KZN432 Kwa Sani ( Low )</b>			
Opening Balance	18 941	26 997	24 445
Plus Receipts	12 736	1 124	2 355
SubTotal	31 678	28 120	26 800
Less Payments	4 681	3 675	5 072
Closing Balance	26 997	24 445	21 728
<b>KZN433 Greater Kokstad ( Low )</b>			
Opening Balance	52 716	74 862	78 062
Plus Receipts	47 203	27 374	50 521
SubTotal	99 919	102 236	128 583
Less Payments	25 057	24 174	22 479
Closing Balance	74 862	78 062	106 104
<b>KZN434 Ubuhlebezwe ( Low )</b>			
Opening Balance		20 181	(3 567)
Plus Receipts	58 685	3 040	8 836
SubTotal	58 685	23 221	5 269
Less Payments	38 504	26 788	14 090
Closing Balance	20 181	(3 567)	(8 820)
<b>KZN435 Umzimkhulu ( Medium )</b>			
Opening Balance	94 283	159 639	143 108
Plus Receipts	99 896	6 349	10 320
SubTotal	194 179	165 988	153 428
Less Payments	34 539	22 880	29 306
Closing Balance	159 639	143 108	124 123
<b>DC43 Harry Gwala ( Low )</b>			
Opening Balance	25 871	107 891	125 334
Plus Receipts	105 958	129 984	5 312
SubTotal	131 829	237 875	130 646
Less Payments	23 938	112 541	38 357
Closing Balance	107 891	125 334	92 288



LP LIMPOPO


LIM331 Greater Giyani ( Low )

Opening Balance	150 054	247 228	239 650
Plus Receipts	132 700	5 414	26 525
SubTotal	282 754	252 642	266 175
Less Payments	35 526	12 991	36 970
Closing Balance	247 228	239 650	229 205




LIM332 Greater Letaba ( Low )

Opening Balance	94 519	193 374	165 217
Plus Receipts	115 460	3 910	2 230
SubTotal	209 978	197 284	167 447
Less Payments	16 604	32 067	24 437
Closing Balance	193 374	165 217	143 010




LIM333 Greater Tzaneen ( High )

Opening Balance	28 405	7 937	14 700
Plus Receipts	214 080	94 592	77 355
SubTotal	242 485	102 528	92 055
Less Payments	234 548	87 829	96 640
Closing Balance	7 937	14 700	(4 585)




LIM334 Ba-Phalaborwa ( Medium )

Opening Balance	1 852	2 412	2 827
Plus Receipts	76 349	17 676	17 732
SubTotal	78 201	20 088	20 559
Less Payments	75 788	17 262	17 048
Closing Balance	2 412	2 827	3 510



LIM335 Maruleng ( Low )

Opening Balance	42 184	84 622	78 946
Plus Receipts	58 388	3 084	4 750
SubTotal	100 572	87 706	83 696
Less Payments	15 950	8 740	11 118
Closing Balance	84 622	78 946	72 579




DC33 Mopani ( Low )

Opening Balance	7 855	242 391	186 700
Plus Receipts	267 637	1 423	2 414
SubTotal	275 493	243 814	189 114
Less Payments	33 102	57 114	75 629
Closing Balance	242 391	186 700	113 484




LIM341 Musina ( Low )

Opening Balance	773	17 740	13 013
Plus Receipts	41 289	19 299	13 082
SubTotal	42 062	37 040	26 095
Less Payments	24 321	24 027	22 273
Closing Balance	17 740	13 013	3 821




LIM342 Mutale ( Low )

Opening Balance		31 750	29 960
Plus Receipts	53 147	3 510	474
SubTotal	53 147	35 260	30 434
Less Payments	21 397	5 299	15 109
Closing Balance	31 750	29 960	15 325




LIM343 Thulamela ( Medium )

Opening Balance	313 267	427 234	398 354
Plus Receipts	156 091	9 969	25 363
SubTotal	469 358	437 202	423 716
Less Payments	42 124	38 849	37 496
Closing Balance	427 234	398 354	386 220




LIM344 Makhado ( Medium )

Opening Balance	46 996	179 137	191 061
Plus Receipts	163 759	71 461	36 909
SubTotal	210 755	250 598	227 970
Less Payments	31 618	59 537	59 086
Closing Balance	179 137	191 061	168 884



DC34 Vhembe ( Low )

Opening Balance	238 936	657 981	604 615
Plus Receipts	480 294	9 704	8 288
SubTotal	719 230	667 685	612 903
Less Payments	61 249	63 070	51 478
Closing Balance	657 981	604 615	561 425




LIM351 Blouberg ( Low )

Opening Balance	18 523	10 023	(4 369)
Plus Receipts	444	323	81 909
SubTotal	18 967	10 346	77 540
Less Payments	8 944	14 715	20 531
Closing Balance	10 023	(4 369)	57 009




LIM352 Aganang ( Low )

Opening Balance		51 960	47 010
Plus Receipts	59 788	1 603	807
SubTotal	59 788	53 563	47 817
Less Payments	7 828	6 553	13 162
Closing Balance	51 960	47 010	34 655




LIM353 Molemole ( Low )

Opening Balance	37 347	87 287	78 926
Plus Receipts	58 082	1 821	878
SubTotal	95 429	89 107	79 803
Less Payments	8 143	10 182	10 530
Closing Balance	87 287	78 926	69 273




LIM354 Polokwane ( High )

Opening Balance	292 836	426 304	341 372
Plus Receipts	518 395	140 409	190 843
SubTotal	811 231	566 713	532 215
Less Payments	384 927	225 341	249 861
Closing Balance	426 304	341 372	282 354




LIM355 Lepelle-Nkumpi ( Low )

Opening Balance	192 819	292 776	281 419
Plus Receipts	110 104	3 315	2 729
SubTotal	302 923	296 091	284 148
Less Payments	10 147	14 672	17 572
Closing Balance	292 776	281 419	266 575




DC35 Capricorn ( Medium )

Opening Balance	238 328	453 222	411 717
Plus Receipts	276 991	11 688	12 977
SubTotal	515 319	464 910	424 695
Less Payments	62 097	53 193	63 759
Closing Balance	453 222	411 717	360 936




**LIM361 Thabazimbi ( Low )**

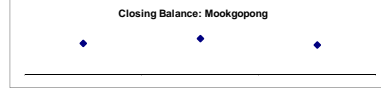
Opening Balance	2 935	14 755	10 233
Plus Receipts	30 283	10 799	20 254
SubTotal	33 218	25 554	30 487
Less Payments	18 463	15 321	17 982
Closing Balance	14 755	10 233	12 505

**LIM362 Lephalele ( Medium )**

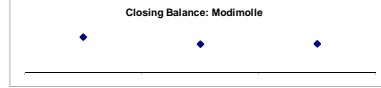
Opening Balance		56 531	
Plus Receipts	88 598	23 385	
SubTotal	88 598	79 916	
Less Payments	32 067	47 873	
Closing Balance	56 531	32 044	

**LIM364 Mookgopong ( Medium )**


Opening Balance	432	31 975	36 934
Plus Receipts	38 704	17 806	4 982
SubTotal	39 136	49 781	41 916
Less Payments	7 161	12 847	11 641
Closing Balance	31 975	36 934	30 275

**LIM365 Modimolle ( Low )**


Opening Balance	13 503	27 870	22 471
Plus Receipts	53 768	16 696	19 816
SubTotal	67 271	44 566	42 287
Less Payments	39 401	22 095	19 602
Closing Balance	27 870	22 471	22 685

**LIM366 Bela Bela ( Medium )**

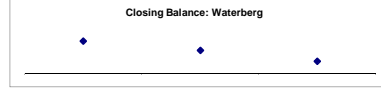
Opening Balance		29 836	28 967
Plus Receipts	56 465	18 178	19 566
SubTotal	56 465	48 014	48 534
Less Payments	26 629	19 047	31 319
Closing Balance	29 836	28 967	17 215

**LIM367 Mogalakwena ( Low )**


Opening Balance	524 769	701 805	
Plus Receipts	310 734	47 415	
SubTotal	835 503	749 220	
Less Payments	133 698	77 190	
Closing Balance	701 805	672 030	

**DC36 Waterberg ( Low )**


Opening Balance	115 429	155 235	147 949
Plus Receipts	46 983	903	1 987
SubTotal	162 412	156 138	149 936
Less Payments	7 178	8 189	10 450
Closing Balance	155 235	147 949	139 485

**LIM471 Ephraim Mogale ( Low )**


Opening Balance		62 148	
Plus Receipts	71 392	10 029	
SubTotal	71 392	72 177	
Less Payments	9 244	11 990	
Closing Balance	62 148	60 188	

**LIM472 Elias Motsaedi ( Medium )**


Opening Balance	24 567	131 520	94 258
Plus Receipts	131 374	37 502	17 247
SubTotal	155 941	169 022	111 504
Less Payments	24 421	74 765	21 867
Closing Balance	131 520	94 258	89 637

**LIM473 Makhudutamaga ( Low )**

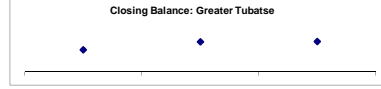
Opening Balance	112 117	202 971	181 818
Plus Receipts	119 718	3 326	16 349
SubTotal	231 836	206 297	198 167
Less Payments	28 865	24 479	33 129
Closing Balance	202 971	181 818	165 038

**LIM474 Fetakgomo ( Low )**


Opening Balance	66 251	90 733	86 340
Plus Receipts	33 922	3 566	1 363
SubTotal	100 172	94 299	87 704
Less Payments	9 440	7 958	10 049
Closing Balance	90 733	86 340	77 655

**LIM475 Greater Tubatse ( Low )**

Opening Balance		113 569	153 995
Plus Receipts	126 042	55 895	28 332
SubTotal	126 042	169 464	182 327
Less Payments	12 474	15 469	26 247
Closing Balance	113 569	153 995	156 080

**DC47 Sekhukhune ( High )**

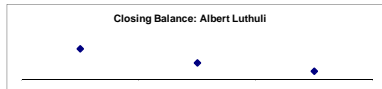
Opening Balance		200 920	
Plus Receipts	232 531	6 655	
SubTotal	232 531	207 575	
Less Payments	31 611	49 074	
Closing Balance	200 920	158 501	



**MP MPUMALANGA**

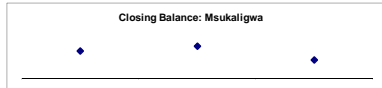
**MP301 Albert Luthuli ( Medium )**

Opening Balance	3 932	119 065	65 454
Plus Receipts	135 249	10 776	3 368
SubTotal	139 181	129 840	68 821
Less Payments	20 116	64 387	36 521
Closing Balance	119 065	65 454	32 300




**MP302 Msukaligwa ( Low )**

Opening Balance	983	35 458	41 307
Plus Receipts	75 142	35 624	48 270
SubTotal	76 144	71 083	89 577
Less Payments	40 686	29 776	65 779
Closing Balance	35 458	41 307	23 798




**MP303 Mkhondo ( Low )**

Opening Balance	1 891	53 864	37 948
Plus Receipts	105 246	19 111	14 586
SubTotal	107 138	72 975	52 534
Less Payments	53 274	35 027	22 948
Closing Balance	53 864	37 948	29 585




**MP304 Pixley Ka Seme ( Medium )**

Opening Balance		34 555	27 324
Plus Receipts	43 525	9 813	10 634
SubTotal	43 525	44 368	37 959
Less Payments	8 970	17 043	18 707
Closing Balance	34 555	27 324	19 251



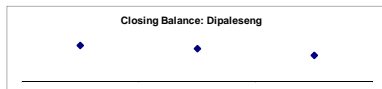
**MP305 Lekwa ( Low )**

Opening Balance	63 609	51 767	43 370
Plus Receipts	130 114	36 588	75 318
SubTotal	193 723	88 355	118 688
Less Payments	141 956	44 985	85 157
Closing Balance	51 767	43 370	33 531




**MP306 Dipaleseng ( Low )**

Opening Balance	22 580	46 440	42 274
Plus Receipts	30 056	6 079	6 487
SubTotal	60 636	52 519	48 761
Less Payments	14 196	10 246	15 182
Closing Balance	46 440	42 274	33 578



**MP307 Govan Mbeki ( High )**

Opening Balance	15 732	45 534	(43 309)
Plus Receipts	213 704	74 852	130 683
SubTotal	229 436	120 386	87 374
Less Payments	183 902	163 696	104 637
Closing Balance	45 534	(43 309)	(17 264)



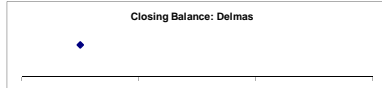
**DC30 Gert Sibande ( Medium )**

Opening Balance	30 718	34 026	62 161
Plus Receipts	20 198	17 200	(2 077)
SubTotal	50 916	51 226	60 085
Less Payments	16 890	(10 935)	18 485
Closing Balance	34 026	62 161	41 600




**MP311 Victor Khanye ( Medium )**

Opening Balance	25 628		
Plus Receipts	84 487		
SubTotal	110 115		
Less Payments	27 209		
Closing Balance	82 906		




**MP312 Emalaheni ( Mp ) ( High )**

Opening Balance	8 793	(36 168)	(27 899)
Plus Receipts	351 741	237 627	159 102
SubTotal	360 534	201 459	131 203
Less Payments	396 702	229 358	199 675
Closing Balance	(36 168)	(27 899)	(68 472)




**MP313 Steve Tshwete ( High )**

Opening Balance	98 893	105 679	139 917
Plus Receipts	172 368	163 088	144 030
SubTotal	271 261	268 747	283 947
Less Payments	165 582	128 830	128 235
Closing Balance	105 679	139 917	155 712




**MP314 Emakhazeni ( Low )**

Opening Balance	6 636	46 840	44 728
Plus Receipts	38 107	12 565	10 512
SubTotal	44 743	59 406	55 241
Less Payments	(2 097)	14 677	10 713
Closing Balance	46 840	44 728	44 527




**MP315 Thembisile Hani ( Low )**

Opening Balance	86 000	247 813	227 301
Plus Receipts	172 750	2 613	6 002
SubTotal	258 750	250 426	233 304
Less Payments	10 938	23 125	76 876
Closing Balance	247 813	227 301	156 427




**MP316 Dr J.S. Moroka ( Low )**

Opening Balance	3 435	(21 047)	20 500
Plus Receipts	137 332	83 174	34 463
SubTotal	140 767	62 127	54 963
Less Payments	161 814	41 626	34 464
Closing Balance	(21 047)	20 500	20 499




**DC31 Nkangala ( High )**

Opening Balance	469 037	583 956	570 427
Plus Receipts	140 551	6 262	4 730
SubTotal	609 588	590 217	575 157
Less Payments	25 632	19 790	20 423
Closing Balance	583 956	570 427	554 734




**MP321 Thaba Chweu ( Low )**

Opening Balance	8 997	45 005	13 744
Plus Receipts	82 368	18 382	22 436
SubTotal	91 365	63 387	36 180
Less Payments	46 360	49 643	26 353
Closing Balance	45 005	13 744	9 827




**MP322 Mbombela ( High )**

Opening Balance	94 844	132 080	79 459
Plus Receipts	461 084	144 008	128 461
SubTotal	555 928	276 088	207 920
Less Payments	423 848	196 629	204 242
Closing Balance	132 080	79 459	3 678




**MP323 Umjindi ( Medium )**


Opening Balance	9 667	69 721	44 477
Plus Receipts	73 993	21 503	16 889
SubTotal	83 660	91 224	61 366
Less Payments	13 939	46 747	13 354
Closing Balance	69 721	44 477	48 012

**MP324 Nkomazi ( Medium )**

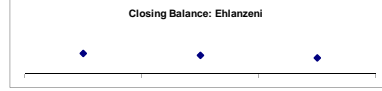
Opening Balance	33 418	107 657	58 020
Plus Receipts	311 409	35 842	39 117
SubTotal	344 828	143 500	97 137
Less Payments	237 171	85 400	87 686
Closing Balance	107 657	58 020	9 452

**MP325 Bushbuckridge ( Low )**

Opening Balance	213 519	527 346	554 701
Plus Receipts	465 272	115 951	9 700
SubTotal	678 792	643 297	564 401
Less Payments	151 446	88 596	66 166
Closing Balance	527 346	554 701	498 235

**DC32 Ehlanzeni ( High )**


Opening Balance	23 354	106 714	96 600
Plus Receipts	95 466	1 423	558
SubTotal	118 820	108 137	97 158
Less Payments	12 105	11 537	13 454
Closing Balance	106 714	96 600	83 704



**NC NORTHERN CAPE**


**NC451 Joe Morolong ( Low )**

Opening Balance	2 014	58 327	13 080
Plus Receipts	111 400	7 151	9 878
SubTotal	113 414	65 478	22 958
Less Payments	55 087	52 398	17 818
Closing Balance	58 327	13 080	5 140



**NC452 Ga-Segonyana ( Medium )**

Opening Balance	1 305	49 310	34 500
Plus Receipts	88 299	16 636	18 803
SubTotal	89 604	65 947	53 303
Less Payments	40 294	31 447	39 497
Closing Balance	49 310	34 500	13 606




**NC453 Gamagara ( Medium )**

Opening Balance		(18 407)	(23 721)
Plus Receipts	14 458	6 971	234
SubTotal	14 458	(11 436)	(23 486)
Less Payments	32 864	12 285	32 624
Closing Balance	(18 407)	(23 721)	(56 111)




**DC45 John Taolo Gaetsewe ( Medium )**

Opening Balance	2 987	3 703	3 449
Plus Receipts	33 339	1 563	128
SubTotal	36 326	5 266	3 577
Less Payments	32 623	1 817	(2 876)
Closing Balance	3 703	3 449	6 453




**NC061 Richtersveld ( Medium )**

Opening Balance	502	186	
Plus Receipts	12 262	2 763	
SubTotal	12 764	2 949	
Less Payments	12 578	2 623	
Closing Balance	186	325	




**NC062 Nama Khoi ( Medium )**

Opening Balance	6 828	14 696	9 039
Plus Receipts	30 766	18 181	19 386
SubTotal	45 594	32 877	28 425
Less Payments	30 898	23 838	19 819
Closing Balance	14 696	9 039	8 606




**NC064 Kamiesberg ( Low )**

Opening Balance	136	766	(2 843)
Plus Receipts	15 523	5 077	3 571
SubTotal	15 659	5 843	728
Less Payments	14 893	8 686	5 723
Closing Balance	766	(2 843)	(4 995)



**NC065 Hantam ( Low )**

Opening Balance	1 201	940	319
Plus Receipts	15 076	3 624	3 809
SubTotal	16 277	4 564	4 128
Less Payments	15 337	4 245	2 150
Closing Balance	940	319	1 978



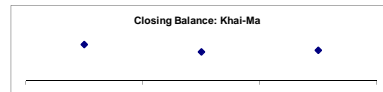
**NC066 Karoo Hoogland ( Medium )**

Opening Balance	2 319	10 704	6 033
Plus Receipts	12 040	2 460	2 444
SubTotal	14 358	13 163	8 476
Less Payments	3 655	7 131	4 071
Closing Balance	10 704	6 033	4 406




**NC067 Khai-Ma ( Low )**

Opening Balance	786	9 373	7 432
Plus Receipts	14 093	1 795	3 672
SubTotal	14 879	11 169	11 104
Less Payments	5 506	3 737	3 206
Closing Balance	9 373	7 432	7 898



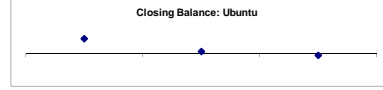
**DC6 Namakwa ( Medium )**

Opening Balance	1 312	8 279	2 598
Plus Receipts	19 486	802	8 890
SubTotal	20 799	9 081	11 488
Less Payments	12 520	6 483	10 945
Closing Balance	8 279	2 598	543




**NC071 Ubuntu ( Medium )**

Opening Balance	336	7 533	932
Plus Receipts	6 213	1 371	1 599
SubTotal	6 549	8 904	2 531
Less Payments	(964)	7 972	3 591
Closing Balance	7 533	932	(1 060)




**NC072 Umsobomvu ( Low )**

Opening Balance	18 448	27 000	22 307
Plus Receipts	23 365	11 497	13 186
SubTotal	41 813	38 497	35 493
Less Payments	14 813	16 190	19 058
Closing Balance	27 000	22 307	16 434




**NC073 Emthanjeni ( Medium )**

Opening Balance	1 595	28 655	22 579
Plus Receipts	43 209	10 260	11 396
SubTotal	44 804	38 915	33 975
Less Payments	16 150	16 336	18 009
Closing Balance	28 655	22 579	15 966



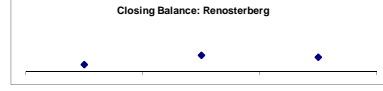
**NC074 Kareeberg ( Medium )**

Opening Balance	22 869	32 321	31 626
Plus Receipts	24 645	4 525	3 332
SubTotal	47 514	36 846	34 958
Less Payments	15 193	5 220	3 915
Closing Balance	32 321	31 626	31 044



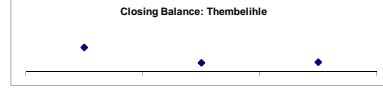
**NC075 Renosterberg ( Medium )**

Opening Balance	4 982	8 198	20 309
Plus Receipts	5 894	12 111	520
SubTotal	10 877	20 309	20 830
Less Payments	2 679		3 105
Closing Balance	8 198	20 309	17 725




**NC076 Thembehlhe ( Low )**

Opening Balance	555	3 152	1 157
Plus Receipts	15 489	1 848	4 928
SubTotal	16 045	5 000	6 084
Less Payments	12 892	3 843	4 845
Closing Balance	3 152	1 157	1 239



**NC077 Siyathemba ( Medium )**


Opening Balance	(1 580)	28 541	13 800
Plus Receipts	36 752	(7 489)	3 388
SubTotal	35 172	21 053	17 188
Less Payments	6 631	7 253	7 473
Closing Balance	28 541	13 800	9 715

**NC078 Siyancuma ( Medium )**

Opening Balance		522	(8 512)
Plus Receipts	18 013	4 362	4 815
SubTotal	18 013	4 884	(3 696)
Less Payments	17 491	13 395	5 833
Closing Balance	522	(8 512)	(9 529)

**DC7 Pixley Ka Seme (Nc) ( Medium )**


Opening Balance	240	99	151
Plus Receipts	24 293	5 182	4 588
SubTotal	24 532	5 281	4 739
Less Payments	24 433	5 130	4 679
Closing Balance	99	151	59

**NC081 Mier ( Low )**

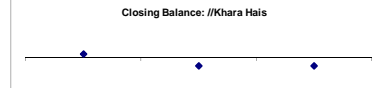
Opening Balance	53	56	142
Plus Receipts	2 561	2 428	3 220
SubTotal	2 615	2 484	3 362
Less Payments	2 559	2 342	2 645
Closing Balance	56	142	717

**NC082 IKaif Garib ( Low )**


Opening Balance		40 287	69 061
Plus Receipts	55 287	42 668	15 599
SubTotal	55 287	82 955	84 660
Less Payments	15 001	13 894	18 529
Closing Balance	40 287	69 061	66 132

**NC083 IKhara Hais ( Medium )**

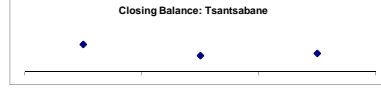
Opening Balance	(4 897)	2 976	(7 738)
Plus Receipts	57 863	39 602	38 352
SubTotal	52 966	42 578	30 614
Less Payments	50 010	50 316	38 319
Closing Balance	2 976	(7 738)	(7 705)

**NC084 IKheis ( Low )**

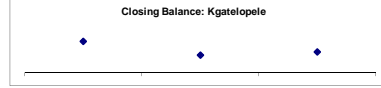
Opening Balance		16 746	14 868
Plus Receipts	20 145	1 341	6 722
SubTotal	20 145	18 087	21 589
Less Payments	3 399	3 219	2 409
Closing Balance	16 746	14 868	19 180

**NC085 Tsantsabane ( Low )**


Opening Balance	1 847	13 894	8 203
Plus Receipts	29 118	5 809	10 215
SubTotal	30 965	19 703	18 418
Less Payments	17 071	11 500	9 187
Closing Balance	13 894	8 203	9 230

**NC086 Kgatelopele ( Low )**

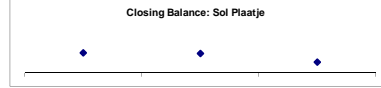
Opening Balance	383	15 979	8 859
Plus Receipts	19 762	3 014	6 545
SubTotal	20 145	18 993	15 403
Less Payments	4 166	10 135	4 934
Closing Balance	15 979	8 859	10 469

**DC8 Z F Mgawu ( Medium )**


Opening Balance	105	18 155	18 489
Plus Receipts	23 790	484	565
SubTotal	23 895	18 638	19 054
Less Payments	5 740	150	9 013
Closing Balance	18 155	18 489	10 041

**NC091 Sol Plaatje ( High )**

Opening Balance	275 457	302 229	299 154
Plus Receipts	145 179	94 943	101 512
SubTotal	420 636	397 171	400 666
Less Payments	118 407	98 017	145 180
Closing Balance	302 229	299 154	255 486

**NC092 Dikgatong ( Low )**

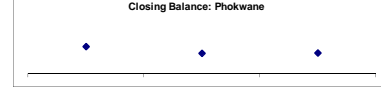
Opening Balance		12 043	7 149
Plus Receipts	37 212	5 019	2 596
SubTotal	37 212	17 062	9 745
Less Payments	25 169	9 913	7 476
Closing Balance	12 043	7 149	2 269

**NC093 Magareng ( Low )**


Opening Balance	880	7 824	5 245
Plus Receipts	10 674	1 317	4 674
SubTotal	11 553	9 141	9 920
Less Payments	3 729	3 895	7 005
Closing Balance	7 824	5 245	2 914

**NC094 Phokwane ( Medium )**

Opening Balance	55 257	110 080	94 750
Plus Receipts	64 248	12 728	12 488
SubTotal	119 506	122 808	107 239
Less Payments	9 426	28 058	11 260
Closing Balance	110 080	94 750	95 978

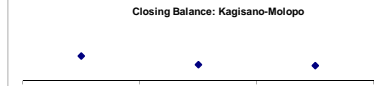




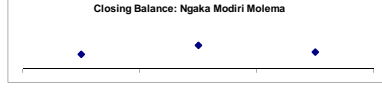

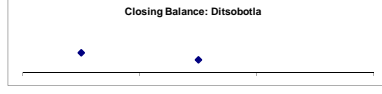





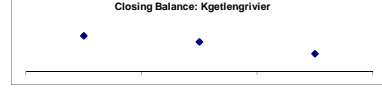
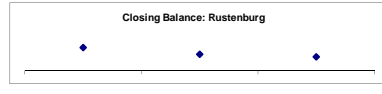


**DC9 Frances Baard ( Medium )**

Opening Balance	87 483	118 452	118 844
Plus Receipts	40 759	757	733
SubTotal	128 241	119 209	119 577
Less Payments	9 789	364	17 234
Closing Balance	118 452	118 844	102 343






<b>NW NORTH WEST</b>			
<b>NW371 Moretele ( Low )</b>			
Opening Balance	4 156	(2 795)	15 419
Plus Receipts	26 863	66 386	24 290
SubTotal	31 019	63 590	39 710
Less Payments	33 814	48 171	24 289
Closing Balance	(2 795)	15 419	15 421
<b>NW372 Madibeng ( High )</b>			
Opening Balance	23 081	27 747	11 467
Plus Receipts	390 931	68 025	61 730
SubTotal	414 012	95 773	73 196
Less Payments	386 264	84 306	62 955
Closing Balance	27 747	11 467	10 242
<b>NW373 Rustenburg ( High )</b>			
Opening Balance	476 030	735 014	516 768
Plus Receipts	597 430	241 721	213 394
SubTotal	1 073 461	976 735	730 163
Less Payments	338 446	459 967	289 622
Closing Balance	735 014	516 768	440 541
<b>NW374 Kgatlangrivier ( Low )</b>			
Opening Balance	2 026	17 078	14 143
Plus Receipts	53 911	8 664	7 772
SubTotal	55 937	25 741	21 915
Less Payments	38 859	11 599	13 563
Closing Balance	17 078	14 143	8 351
<b>NW375 Moses Kotane ( Medium )</b>			
Opening Balance	160 235	150 098	140 975
Plus Receipts	177 265	27 648	6 328
SubTotal	337 500	177 745	147 303
Less Payments	187 402	36 771	69 432
Closing Balance	150 098	140 975	77 871
<b>DC37 Bojanala Platinum ( High )</b>			
Opening Balance	161	103 750	80 987
Plus Receipts	127 026	416	2 180
SubTotal	127 187	104 166	83 167
Less Payments	23 437	23 179	34 217
Closing Balance	103 750	80 987	48 951
<b>NW381 Ratlou ( Low )</b>			
Opening Balance	29 836	1 879	3 662
Plus Receipts	67 086	10 713	7 558
SubTotal	96 921	12 592	11 220
Less Payments	95 042	8 931	9 858
Closing Balance	1 879	3 662	1 362
<b>NW382 Tswaing ( Low )</b>			
Opening Balance	576	1 512	2 197
Plus Receipts	55 604	19 545	19 526
SubTotal	56 181	21 057	21 723
Less Payments	54 669	18 860	18 647
Closing Balance	1 512	2 197	3 076
<b>NW383 Mafikeng ( Low )</b>			
Opening Balance	165 137	248 336	230 559
Plus Receipts	120 192	23 523	10 793
SubTotal	285 329	271 859	241 353
Less Payments	36 993	41 299	41 578
Closing Balance	248 336	230 559	199 775
<b>NW384 Ditsobotla ( Low )</b>			
Opening Balance	605	24 742	
Plus Receipts	53 051	13 122	
SubTotal	53 655	37 864	
Less Payments	28 913	22 219	
Closing Balance	24 742	15 645	
<b>NW385 Ramotshere Moiloa ( Low )</b>			
Opening Balance	17 949	46 827	41 356
Plus Receipts	86 609	11 655	23 599
SubTotal	104 558	58 482	64 955
Less Payments	57 731	17 126	35 877
Closing Balance	46 827	41 356	29 078
<b>DC38 Ngaka Modiri Molema ( Low )</b>			
Opening Balance	7 100	74 612	120 685
Plus Receipts	216 252	137 476	7 177
SubTotal	223 352	212 088	127 862
Less Payments	148 740	91 403	41 845
Closing Balance	74 612	120 685	86 017
<b>NW392 Naledi (Nw) ( Low )</b>			
Opening Balance	1 285	9 394	6 617
Plus Receipts	33 266	24 066	27 270
SubTotal	34 551	33 459	33 887
Less Payments	25 158	26 843	28 869
Closing Balance	9 394	6 617	5 018
<b>NW393 Mamusa ( Medium )</b>			
Opening Balance	865	8 779	3 445
Plus Receipts	35 353	5 255	6 851
SubTotal	36 218	14 034	10 295
Less Payments	27 439	10 589	10 470
Closing Balance	8 779	3 445	(174)
<b>NW394 Greater Taung ( Medium )</b>			
Opening Balance	3 623	49 635	39 121
Plus Receipts	92 992	3 361	4 647
SubTotal	96 616	52 996	43 767
Less Payments	46 981	13 875	16 941
Closing Balance	49 635	39 121	26 826
<b>NW396 Lekwa-Teemane ( Low )</b>			
Opening Balance	469	(151)	5 010
Plus Receipts	19 198	20 024	13 125
SubTotal	19 667	19 873	18 136
Less Payments	19 819	14 862	10 528
Closing Balance	(151)	5 010	7 608
<b>NW397 Kagisano-Molopo ( Low )</b>			
Opening Balance	13 734	56 416	36 773
Plus Receipts	67 621	563	11 374
SubTotal	81 355	56 979	48 148
Less Payments	24 939	20 205	13 543
Closing Balance	56 416	36 773	34 604




**DC39 Dr Ruth Segomotsi Mopati ( Medium )**


Opening Balance	3 516	55 544	76
Plus Receipts	192 032	5 330	24 081
SubTotal	195 548	60 873	24 157
Less Payments	140 005	60 797	22 229
Closing Balance	55 544	76	1 928

**NW401 Ventersdorp ( Medium )**


Opening Balance	613	12 379	14 589
Plus Receipts	38 542	13 141	7 383
SubTotal	39 155	25 520	21 973
Less Payments	26 777	10 931	14 191
Closing Balance	12 379	14 589	7 782

**NW402 Tlokwe ( High )**

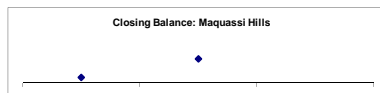
Opening Balance	376 600	390 574	471 775
Plus Receipts	94 199	203 567	102 019
SubTotal	470 799	594 141	573 793
Less Payments	80 225	122 367	111 459
Closing Balance	390 574	471 775	462 334

**NW403 City Of Matlosana ( High )**

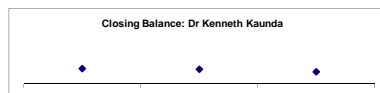
Opening Balance	38 200	127 752	103 377
Plus Receipts	291 176	119 228	132 147
SubTotal	329 376	246 980	235 525
Less Payments	201 624	143 603	149 022
Closing Balance	127 752	103 377	86 502

**NW404 Maquassi Hills ( Medium )**

Opening Balance	655	289	
Plus Receipts	72 198	23 930	
SubTotal	72 854	24 219	
Less Payments	72 545	22 966	
Closing Balance	289	1 253	

**DC40 Dr Kenneth Kaunda ( Medium )**


Opening Balance	139 233	196 290	186 095
Plus Receipts	73 558	1 396	552
SubTotal	212 792	197 686	186 647
Less Payments	16 501	11 590	32 366
Closing Balance	196 290	186 095	154 281



**WC WESTERN CAPE**


**CPT Cape Town ( High )**

Opening Balance	6 555 667	6 516 780	6 600 932
Plus Receipts	3 891 451	2 787 620	2 211 435
SubTotal	10 447 119	9 304 400	8 812 366
Less Payments	3 930 339	2 703 468	2 998 023
Closing Balance	6 516 780	6 600 932	5 814 343




**WC011 Matzikama ( Medium )**

Opening Balance	1 804	21 343	25 728
Plus Receipts	45 229	18 476	23 690
SubTotal	47 032	39 819	49 419
Less Payments	25 690	14 091	29 469
Closing Balance	21 343	25 728	19 949




**WC012 Cederberg ( Low )**

Opening Balance	525	1 010	(3 854)
Plus Receipts	31 282	22 157	23 062
SubTotal	31 807	23 167	19 208
Less Payments	30 797	27 021	24 564
Closing Balance	1 010	(3 854)	(5 356)




**WC013 Bergrivier ( Medium )**

Opening Balance	48 344	40 881	50 318
Plus Receipts	27 750	33 802	29 605
SubTotal	76 094	74 683	79 923
Less Payments	35 213	24 365	18 921
Closing Balance	40 881	50 318	61 002



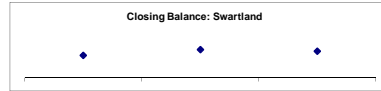
**WC014 Saldanha Bay ( High )**

Opening Balance	395 599	424 686	442 851
Plus Receipts	95 521	74 875	70 911
SubTotal	491 120	499 560	513 762
Less Payments	66 434	56 710	87 293
Closing Balance	424 686	442 851	426 468



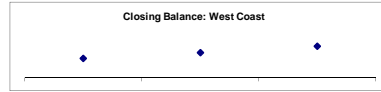
**WC015 Swartland ( Medium )**

Opening Balance	123 430	11 450	14 407
Plus Receipts	201 854	57 793	63 296
SubTotal	325 284	69 243	77 703
Less Payments	313 834	54 836	64 137
Closing Balance	11 450	14 407	13 566



**DC1 West Coast ( Medium )**

Opening Balance	198 967	199 491	205 585
Plus Receipts	82 611	57 929	66 642
SubTotal	281 579	257 420	272 226
Less Payments	82 088	51 835	60 080
Closing Balance	199 491	205 585	212 146



**WC022 Witzenberg ( Low )**

Opening Balance	62 383	79 357	85 667
Plus Receipts	67 857	39 441	42 786
SubTotal	130 240	118 798	128 453
Less Payments	50 882	33 131	46 166
Closing Balance	79 357	85 667	82 287



**WC023 Drakenstein ( High )**

Opening Balance	124 164	258 038	236 805
Plus Receipts	211 431	82 174	213 701
SubTotal	335 596	340 212	450 506
Less Payments	77 557	103 408	172 725
Closing Balance	258 038	236 805	277 781




**WC024 Stellenbosch ( High )**

Opening Balance	603 636	689 856	689 414
Plus Receipts	197 196	107 273	165 265
SubTotal	800 832	797 129	854 679
Less Payments	110 976	107 716	178 167
Closing Balance	689 856	689 414	676 512




**WC025 Breede Valley ( High )**

Opening Balance	136 931	165 973	154 531
Plus Receipts	105 689	66 605	67 612
SubTotal	242 620	232 578	222 143
Less Payments	76 647	78 047	109 526
Closing Balance	165 973	154 531	112 617



**WC026 Langeberg ( Medium )**

Opening Balance	82 634	100 869	93 878
Plus Receipts	73 049	41 405	38 414
SubTotal	155 682	142 275	132 291
Less Payments	54 813	48 397	53 126
Closing Balance	100 869	93 878	79 166



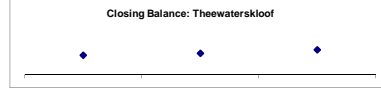
**DC2 Cape Winelands DM ( Medium )**

Opening Balance	504 118	599 620	580 772
Plus Receipts	113 506	4 490	20 681
SubTotal	617 625	604 110	601 453
Less Payments	18 004	23 338	27 279
Closing Balance	599 620	580 772	574 175



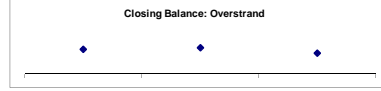
**WC031 Theewaterskloof ( Medium )**

Opening Balance	78 284	98 880	104 302
Plus Receipts	59 825	37 056	57 483
SubTotal	138 110	135 936	161 784
Less Payments	39 230	31 634	48 520
Closing Balance	98 880	104 302	113 264




**WC032 Overstrand ( High )**

Opening Balance	104 987	164 228	167 782
Plus Receipts	62 086	72 037	82 931
SubTotal	167 072	236 265	250 713
Less Payments	2 844	68 483	96 882
Closing Balance	164 228	167 782	153 831




**WC033 Cape Agulhas ( Low )**

Opening Balance	16 263	25 790	29 632
Plus Receipts	30 843	20 375	18 531
SubTotal	47 106	46 166	48 164
Less Payments	21 316	16 533	21 990
Closing Balance	25 790	29 632	26 173




**WC034 Swellendam ( Low )**

Opening Balance	36 666	26 146	28 441
Plus Receipts	12 153	17 794	12 102
SubTotal	48 819	43 940	40 543
Less Payments	22 673	15 500	17 699
Closing Balance	26 146	28 441	22 844

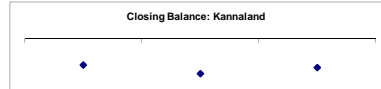


**DC3 Overberg ( Medium )**

Opening Balance	14 358	29 133	30 198
Plus Receipts	22 456	12 247	17 243
SubTotal	36 815	41 380	47 441
Less Payments	7 682	11 182	18 734
Closing Balance	29 133	30 198	28 707

**WC041 Kannaland ( Medium )**


Opening Balance	(311)	(6 853)	(9 040)
Plus Receipts	1 642	1 065	12 436
SubTotal	1 331	(5 788)	3 396
Less Payments	0 185	3 252	10 927
Closing Balance	(6 853)	(9 040)	(7 531)

**WC042 Hessequa ( Medium )**


Opening Balance	136 700	147 390	150 959
Plus Receipts	48 762	28 497	58 739
SubTotal	185 462	175 887	209 698
Less Payments	38 072	24 928	31 598
Closing Balance	147 390	150 959	178 100

**WC043 Mossel Bay ( High )**


Opening Balance	319 252	346 565	347 604
Plus Receipts	231 983	52 851	52 387
SubTotal	551 235	399 416	399 991
Less Payments	204 670	51 812	43 863
Closing Balance	346 565	347 604	356 128

**WC044 George ( High )**


Opening Balance	345 881	456 666	439 857
Plus Receipts	308 449	97 409	159 101
SubTotal	654 329	554 075	598 958
Less Payments	197 664	114 218	115 107
Closing Balance	456 666	439 857	483 851

**WC045 Oudtshoorn ( Medium )**


Opening Balance	828	852	3 214
Plus Receipts	62 342	18 650	39 272
SubTotal	63 170	19 501	42 486
Less Payments	62 319	16 287	37 698
Closing Balance	852	3 214	4 789

**WC047 Bitou ( Medium )**


Opening Balance	98 628	120 874	133 994
Plus Receipts	74 366	51 261	45 667
SubTotal	172 994	172 135	179 661
Less Payments	52 120	38 141	44 203
Closing Balance	120 874	133 994	135 458

**WC048 Knysna ( Medium )**


Opening Balance	60 898	69 802	57 615
Plus Receipts	77 620	48 522	85 612
SubTotal	138 518	118 325	143 227
Less Payments	68 715	60 710	65 164
Closing Balance	69 802	57 615	78 063

**DC4 Eden ( Medium )**


Opening Balance	103 680	175 684	172 630
Plus Receipts	174 428	150 207	111 731
SubTotal	278 107	325 891	284 360
Less Payments	102 423	153 261	122 849
Closing Balance	175 684	172 630	161 511

**WC051 Laingsburg ( Medium )**


Opening Balance	15 161	27 848	26 246
Plus Receipts	18 052	6 298	3 872
SubTotal	33 213	34 146	30 119
Less Payments	5 365	7 900	11 996
Closing Balance	27 848	26 246	18 123

**WC052 Prince Albert ( Medium )**


Opening Balance	10 829	23 996	23 373
Plus Receipts	18 395	2 704	2 540
SubTotal	29 224	26 700	25 912
Less Payments	5 229	3 328	3 915
Closing Balance	23 996	23 373	21 998

**WC053 Beaufort West ( Medium )**

Opening Balance	18 554	46 195	41 507
Plus Receipts	39 858	13 907	39 073
SubTotal	58 412	60 101	80 580
Less Payments	12 217	18 595	18 090
Closing Balance	46 195	41 507	62 489

**DC5 Central Karoo ( Medium )**

Opening Balance	10 201	16 624	7 301
Plus Receipts	12 485	6 458	4 934
SubTotal	22 686	23 082	12 235
Less Payments	6 063	15 780	5 018
Closing Balance	16 624	7 301	7 217



Source: National Treasury Local Government Databases