





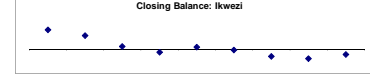
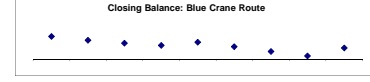
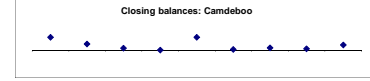





Cash Flow Summary for Financial Year End : 2016

R thousand	July	Aug	Sept	Oct	Nov	Dec	Jan	Feb	Mar
<b>EASTERN CAPE</b>									
<b>BUF Buffalo City ( High )</b>									
Opening Balance	2 200 541	2 726 649	2 723 721	2 618 174	2 447 066	2 333 816	2 719 573	2 649 828	2 769 906
Plus Receipts	946 840	632 547	226 277	484 668	329 325	670 973	584 352	581 498	636 946
SubTotal	3 147 382	3 359 196	2 949 998	3 102 842	2 776 391	3 004 789	3 303 925	3 231 326	3 406 852
Less Payments	420 733	635 475	331 824	655 776	442 576	285 216	654 097	461 420	492 925
Closing Balance	2 726 649	2 723 721	2 618 174	2 447 066	2 333 816	2 719 573	2 649 828	2 769 906	2 913 927
<b>MMA Nelson Mandela Bay ( High )</b>									
Opening Balance	1 445 536	1 642 460	1 626 561	1 495 466	1 506 720	1 464 234	1 691 760	1 602 606	1 847 903
Plus Receipts	1 247 881	756 188	748 040	790 730	741 125	1 009 724	496 463	846 797	1 023 188
SubTotal	2 693 417	2 398 648	2 374 601	2 286 195	2 247 845	2 473 958	2 188 223	2 449 403	2 881 091
Less Payments	1 050 958	772 086	879 135	779 476	783 621	782 198	585 617	601 500	715 225
Closing Balance	1 642 460	1 626 561	1 495 466	1 506 720	1 464 234	1 691 760	1 602 606	1 847 903	2 105 866
<b>EC101 Camdeboo ( Low )</b>									
Opening Balance	(220)	14 868	7 402	2 653	678	14 854	1 137	2 953	1 971
Plus Receipts	46 569	14 466	30 967	18 407	37 972	18 358	17 083	20 711	25 662
SubTotal	46 349	29 335	38 369	21 060	38 650	33 212	18 220	23 664	27 633
Less Payments	31 481	21 933	35 716	20 382	23 796	32 075	15 267	21 692	21 447
Closing Balance	14 868	7 402	2 653	678	14 854	1 137	2 953	1 971	6 185
<b>EC102 Blue Crane Route ( Low )</b>									
Opening Balance	11 095	42 535	35 452	30 706	26 105	32 316	23 881	15 380	7 351
Plus Receipts	45 450	10 666	12 272	24 326	9 277	9 629	9 629	7 825	29 843
SubTotal	56 545	53 201	47 724	42 978	50 431	41 945	33 510	23 205	37 193
Less Payments	14 009	17 750	16 873	18 815	17 712	17 712	18 130	15 854	15 641
Closing Balance	42 535	35 452	30 706	26 105	32 316	23 881	15 380	7 351	21 553
<b>EC103 Ikwezi ( Low )</b>									
Opening Balance	15	8 256	5 865	1 184	(1 340)	851	(381)	(3 112)	(3 988)
Plus Receipts	15 515	2 888	481	542	5 797	2 124	181	1 875	6 029
SubTotal	15 530	11 144	6 346	1 726	4 457	2 975	(200)	(1 237)	2 041
Less Payments	7 214	5 279	5 163	3 066	3 606	5 163	2 912	2 752	4 337
Closing Balance	8 256	5 866	1 184	(1 340)	851	(381)	(3 112)	(3 988)	(2 297)
<b>EC104 Makana ( Medium )</b>									
Opening Balance	5 787	114 354	93 527	95 399	86 038	56 737	95 792	66 070	68 846
Plus Receipts	82 323	14 126	25 896	21 544	22 246	53 872	(505)	18 712	27 494
SubTotal	88 110	128 480	119 423	116 943	108 284	110 609	95 287	84 782	96 340
Less Payments	(26 244)	34 954	24 024	30 905	51 547	14 817	29 217	15 936	25 048
Closing Balance	114 354	93 527	95 399	86 038	56 737	95 792	66 070	68 846	71 492
<b>EC105 Ndlambe ( Low )</b>									
Opening Balance	34 249	29 882	33 312	33 530	54 061	54 061	32 535	38 438	39 829
Plus Receipts	47 194	24 453	33 794	26 281	52 937	40 222	42 408	30 529	54 162
SubTotal	47 194	58 702	63 675	59 593	86 467	94 283	74 943	68 967	93 991
Less Payments	12 945	28 821	30 363	26 063	32 406	61 747	36 506	29 138	49 472
Closing Balance	34 249	29 882	33 312	33 530	54 061	32 535	38 438	39 829	44 519
<b>EC106 Sundays River Valley ( Medium )</b>									
Opening Balance	611	843	1 557	3 498	1 341	851	614	815	590
Plus Receipts	41 235	11 710	16 423	17 332	50 869	21 222	7 142	20 001	31 972
SubTotal	41 847	12 553	17 980	20 829	52 209	22 073	7 756	20 815	32 561
Less Payments	41 003	10 997	14 482	19 489	51 359	21 459	6 941	20 226	31 334
Closing Balance	843	1 557	3 498	1 341	851	614	815	590	1 227
<b>EC107 Baviaans ( Low )</b>									
Opening Balance	847	(1 126)	(304)	(1 689)	(2 431)	4 815	4 455	(1 343)	
Plus Receipts	14 560	6 770	10 405	10 010	15 229	4 723	1 806	8 075	
SubTotal	15 407	5 644	10 101	8 321	12 798	9 538	6 261	7 533	
Less Payments	16 533	5 948	11 990	10 752	7 983	5 082	7 604	6 141	
Closing Balance	(1 126)	(304)	(1 689)	(2 431)	4 815	4 455	(1 343)	1 391	
<b>EC108 Kouga ( Medium )</b>									
Opening Balance	2 490	48 792	41 405	51 502	51 145	69 732	52 108	44 781	40 265
Plus Receipts	97 992	56 737	65 266	57 754	90 522	47 210	43 689	53 527	82 395
SubTotal	100 482	105 529	106 671	109 256	141 667	116 941	95 797	98 308	122 660
Less Payments	51 690	64 124	55 169	58 111	71 936	64 834	51 016	58 043	52 936
Closing Balance	48 792	41 405	51 502	51 145	69 732	52 108	44 781	40 265	69 724
<b>EC109 Kou-Kamma ( Medium )</b>									
Opening Balance	166	10 937	7 199	1 322	(1 987)	8 095	5 125	494	(1 460)
Plus Receipts	27 033	1 985	6 379	15 442	6 379	1 518	1 268	3 744	16 212
SubTotal	27 199	12 921	10 356	7 701	13 655	9 613	6 393	4 238	14 752
Less Payments	16 262	5 722	9 034	9 688	5 560	4 488	5 899	5 699	10 966
Closing Balance	10 937	7 199	1 322	(1 987)	8 095	5 125	494	(1 460)	3 787
<b>DC10 Sarah Baartman ( Medium )</b>									
Opening Balance	39 206	34 287	30 071	23 510	14 504	31 029	25 782	19 147	7 375
Plus Receipts	39 206	1 985	3 208	2 862	29 492	1 741	2 012	(2 698)	27 021
SubTotal	39 206	36 269	33 279	26 372	44 996	32 770	27 794	16 449	34 396
Less Payments	4 919	6 199	9 769	11 868	13 168	6 988	8 647	9 073	14 280
Closing Balance	34 287	30 071	23 510	14 504	31 029	25 782	19 147	7 375	20 116
<b>EC121 Mbhashe ( Low )</b>									
Opening Balance	223 660	104 237	92 834	68 838	46 688	100 453	75 000	51 144	97 988
Plus Receipts	253 253	(90 157)	9 249	15 249	6 331	75 933	4 888	5 323	72 822
SubTotal	253 253	13 502	113 486	108 103	75 149	122 621	105 341	80 323	123 966
Less Payments	29 594	29 265	20 652	39 265	28 482	22 168	30 341	29 179	25 978
Closing Balance	223 660	104 237	92 834	68 838	46 688	100 453	75 000	51 144	97 988
<b>EC122 Mquma ( Medium )</b>									
Opening Balance	91 443	76 205	61 187	28 507	83 428	46 316	7 826	(14 344)	
Plus Receipts	104 652	1 842	2 200	1 855	87 198	2 046	2 926	2 956	61 991
SubTotal	104 652	93 285	78 405	63 042	115 705	85 474	49 242	10 783	47 645
Less Payments	13 208	17 081	17 218	34 535	32 277	39 158	41 416	25 129	40 013
Closing Balance	91 443	76 205	61 187	28 507	83 428	46 316	7 826	(14 344)	7 632
<b>EC123 Great Kei ( Low )</b>									
Opening Balance	993	22 937	19 377	18 165	9 378	18 853	11 594	6 214	(1 345)
Plus Receipts	26 384	2 294	4 944	2 187	20 922	3 076	3 498	2 728	18 805
SubTotal	27 377	25 231	24 321	20 352	30 301	21 929	15 092	8 942	17 460
Less Payments	4 440	5 854	6 156	10 974	11 448	10 334	8 878	10 287	10 453
Closing Balance	22 937	19 377	18 165	9 378	18 853	11 594	6 214	(1 345)	7 008
<b>EC124 Amahlathi ( Low )</b>									
Opening Balance	129 028	186 471	175 533	153 709	159 172	171 449	177 533	173 601	164 779
Plus Receipts	70 224	6 374	8 017	25 093	39 009	28 700	10 544	8 266	76 441
SubTotal	199 252	192 844	183 549	178 801	198 181	200 157	188 076	181 866	241 220
Less Payments	12 781	17 311	29 841	19 429	26 732	22 624	14 475	17 087	22 382
Closing Balance	186 471	175 533	153 709	159 172	171 449	177 533	173 601	164 779	218 838




**EC126 Ngqushwa ( Medium )**

Opening Balance	169	11 629	8 717	271	12 332	30 772	1 768	3 692	4 111
Plus Receipts	41 450	13 211	1 175	38 992	29 004	2 557	9 461	9 945	31 817
SubTotal	41 618	24 840	9 892	39 263	41 336	33 329	11 229	13 638	35 928
Less Payments	29 990	16 123	9 621	26 931	10 564	31 561	7 537	9 527	6 349
Closing Balance	11 629	8 717	271	12 332	30 772	1 768	3 692	4 111	29 579




**EC127 Nkonkobe ( Low )**

Opening Balance	3 212	52 326	39 848	24 270	29 553	55 378	39 763	30 545	37 327
Plus Receipts	75 081	7 462	10 640	21 631	47 302	6 563	4 600	5 377	56 592
SubTotal	78 293	59 788	50 488	45 901	76 855	61 941	44 363	35 922	93 919
Less Payments	25 967	19 940	26 218	16 348	21 477	22 178	13 818	(1 405)	26 022
Closing Balance	52 326	39 848	24 270	29 553	55 378	39 763	30 545	37 327	67 897




**EC128 Nxuba ( Low )**

Opening Balance		21 270	12 009	10 582	6 232	14 189	7 755	6 081	3 837
Plus Receipts	25 907	1 611	1 919	2 102	13 853	2 441	1 368	1 721	13 802
SubTotal	25 907	22 881	13 928	12 684	20 085	16 630	9 123	7 802	17 639
Less Payments	4 637	10 872	3 346	6 451	5 897	9 075	3 042	3 965	7 615
Closing Balance	21 270	12 009	10 582	6 232	14 189	7 755	6 081	3 837	10 024




**DC12 Amathole ( High )**

Opening Balance	465 654	619 241	512 122	436 326	474 846	663 133	591 137	536 948	500 639
Plus Receipts	398 327	107 709	223 129	151 022	281 106	76 147	28 197	64 084	333 392
SubTotal	863 981	726 950	735 251	587 348	755 952	739 280	619 334	601 032	834 031
Less Payments	244 740	214 829	298 925	112 503	92 819	148 143	82 386	100 393	413 655
Closing Balance	619 241	512 122	436 326	474 846	663 133	591 137	536 948	500 639	420 376




**EC131 Inxuba Yethemba ( Low )**

Opening Balance		(31 029)	(35 835)	(43 220)	(45 179)	(54 633)	(49 856)		
Plus Receipts	49 849	12 303	15 055	12 697	7 243	9 018	12 635		
SubTotal	49 849	(18 726)	(20 780)	(30 523)	(37 936)	(45 615)	(37 222)		
Less Payments	80 878	17 110	22 440	14 656	16 697	4 241	17 110		
Closing Balance	(31 029)	(35 835)	(43 220)	(45 179)	(54 633)	(49 856)	(54 331)		



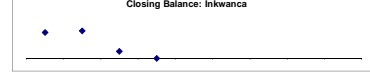
**EC132 Tsolwana ( Low )**

Opening Balance	14 598	19 814	23 867	20 360	22 438	39 411	38 099	31 688	
Plus Receipts	10 775	10 775	1 379	7 389	36 269	2 806	945	1 759	
SubTotal	25 373	30 589	25 246	28 148	58 707	42 217	39 044	33 447	
Less Payments	5 559	4 721	4 886	5 511	19 495	4 118	7 356	6 307	
Closing Balance	19 814	23 867	20 360	22 638	39 411	38 099	31 688	27 140	




**EC133 Inkwanca ( Low )**

Opening Balance		3 767	3 978	1 042					
Plus Receipts	10 753	4 358	2 074	420					
SubTotal	10 753	8 124	6 052	1 462					
Less Payments	6 986	4 147	5 010	1 397					
Closing Balance	3 767	3 978	1 042	65					



**EC134 Lukhanji ( Medium )**

Opening Balance	58 359	16 452	1 918	5 622	38 978	38 867	48 430	34 291	
Plus Receipts	71 544	21 671	29 221	37 245	73 113	36 884	28 349	32 384	79 259
SubTotal	71 544	80 030	45 672	39 163	78 735	75 862	67 236	80 814	113 550
Less Payments	13 185	63 579	43 754	33 541	39 758	36 994	18 806	46 523	24 344
Closing Balance	58 359	16 452	1 918	5 622	38 978	38 867	48 430	34 291	89 206



**EC135 Intsika Yethu ( Low )**

Opening Balance	375	49 286	601	1 858	8 973	52 838	2 704	790	
Plus Receipts	89 187	2 150	25 393	16 259	66 231	11 570	10 594	12 807	
SubTotal	89 562	51 436	25 994	18 117	75 204	64 408	13 298	13 597	
Less Payments	40 275	50 835	24 135	9 145	22 365	61 705	12 508	12 481	
Closing Balance	49 286	601	1 858	8 973	52 838	2 704	790	1 115	




**EC136 Emalahleni (Ec) ( Low )**

Opening Balance	31 716	76 463	72 442	82 937	74 489	98 938	68 137	70 621	59 846
Plus Receipts	51 003	6 025	23 035	6 911	14 799	(20 579)	12 357	4 448	32 136
SubTotal	82 780	82 477	95 477	89 848	89 288	78 356	80 493	75 069	91 982
Less Payments	6 327	10 035	12 540	15 359	(9 447)	10 219	9 872	15 223	4 282
Closing Balance	76 463	72 442	82 937	74 489	98 938	68 137	70 621	59 846	87 701



**EC137 Engcobo ( Medium )**

Opening Balance	51 040	125 007	116 124	110 721	97 658	155 549	143 330	132 018	125 000
Plus Receipts	83 946	1 910	9 560	4 413	73 509	8 824	1 294	7 204	39 702
SubTotal	134 985	126 917	125 684	115 134	171 166	164 373	144 624	139 222	164 701
Less Payments	9 979	10 793	14 963	17 477	15 617	21 043	12 606	14 222	18 217
Closing Balance	125 007	116 124	110 721	97 658	155 549	143 330	132 018	125 000	146 485



**EC138 Sakhisizwe ( Low )**

Opening Balance	10	17 024	12 294	5 245	322	9	17 466	12 628	
Plus Receipts	26 969	5 316	3 518	2 286	6 682	28 905	2 796	3 183	
SubTotal	26 979	22 340	15 812	7 531	7 004	28 914	20 261	15 811	
Less Payments	9 955	10 046	10 567	7 209	6 995	11 449	7 633	13 760	
Closing Balance	17 024	12 294	5 245	322	9	17 466	12 628	2 051	



**DC13 Chris Hani ( Medium )**

Opening Balance	551 464	716 332	692 590	654 780	611 481	721 672	691 408	725 941	
Plus Receipts	195 669	34 621	70 693	42 313	203 240	141 759	88 838	24 434	
SubTotal	747 133	751 153	763 283	697 093	814 721	863 432	780 245	750 375	
Less Payments	30 801	58 563	108 503	85 612	93 049	172 024	54 304	75 061	
Closing Balance	716 332	692 590	654 780	611 481	721 672	691 408	725 941	675 314	



**EC141 Elundini ( Low )**

Opening Balance	33 806	88 175	74 346	59 172	47 951	80 370	85 120	70 842	61 222
Plus Receipts	68 710	2 971	7 431	3 537	52 770	25 912	1 613	6 474	42 331
SubTotal	102 516	91 146	81 776	62 709	100 721	106 282	86 733	77 315	103 554
Less Payments	14 341	16 800	22 604	14 758	20 351	21 162	15 891	16 093	15 375
Closing Balance	88 175	74 346	59 172	47 951	80 370	85 120	70 842	61 222	88 179



**EC142 Senqu ( Medium )**

Opening Balance		205	(415)	(142)	(300)	(141)	(73)	(724)	(825)
Plus Receipts	79 240	15 577	19 729	18 587	79 676	24 839	13 057	20 529	52 357
SubTotal	79 240	15 782	19 314	18 445	79 377	24 698	12 984	19 806	51 532
Less Payments	79 035	16 198	19 456	18 745	79 518	24 771	13 708	20 631	48 037
Closing Balance		205	(415)	(142)	(300)	(141)	(73)	(724)	(825)




**EC143 Maletswai ( Low )**

Opening Balance	13 506	16 991	15 575	15 788	27 925	14 431	10 827	6 874	5 838
Plus Receipts	63 120	11 089	13 908	24 976	26 539	18 572	17 466	11 540	32 610
SubTotal	76 625	28 080	29 483	40 765	54 464	33 003	28 293	18 413	38 448
Less Payments	59 635	12 505	13 695	12 839	40 034	22 176	21 419	12 575	20 621
Closing Balance	16 991	15 575	15 788	27 925	14 431	10 827	6 874	5 838	17 827



**EC144 Gariep ( Low )**

Opening Balance	142	94	333	361	87	(13)	(7)	(98)	923
Plus Receipts	37 821	13 262	6 236	6 263	12 290	15 631	3 438	7 706	22 122
SubTotal	37 963	13 355	6 569	6 624	12 377	15 618	3 431	7 608	23 044
Less Payments	37 849	13 022	6 199	6 536	12 390	15 625	3 529	6 685	20 913
Closing Balance	94	333	361	87	(13)	(7)	(98)	923	2 131



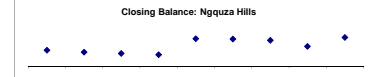
**DC14 Joe Gqabi ( High )**

Opening Balance	(2 144)	2 628	(26 574)	(3 869)	(5 070)	(37 369)	3 832	(6 672)	1 894
Plus Receipts	225 330	2 713	68 746	103 961	143 629	82 957	37 406	56 042	136 857
SubTotal	223 186	5 341	42 172	100 092	138 559	45 589	41 237	49 370	138 751
Less Payments	220 558	31 915	46 041	105 162	175 928	41 757	47 909	47 476	135 968
Closing Balance	2 628	(26 574)	(3 869)	(5 070)	(37 369)	3 832	(6 672)	1 894	2 783



**EC153 Ngquza Hills ( Low )**

Opening Balance	0	93 336	82 459	75 783	67 585	160 649	158 183	151 043	115 904
Plus Receipts	103 362	2 284	9 397	4 936	105 846	11 984	4 157	2 219	72 462
SubTotal	103 362	95 620	91 856	80 719	173 431	172 633	162 340	153 262	188 365
Less Payments	10 026	13 161	16 073	13 134	12 782	14 450	11 297	37 358	21 126
Closing Balance	93 336	82 459	75 783	67 585	160 649	158 183	151 043	115 904	167 239




**EC154 Port St Johns ( Medium )**

Opening Balance	2 777	27 672	20 282	15 790	21 223	19 102	4 412	16 474	15 236
Plus Receipts	42 818	(389)	4 088	18 308	7 091	(4 589)	19 179	6 146	42 062
SubTotal	45 595	27 283	24 371	34 098	28 314	14 513	23 591	22 620	57 299
Less Payments	17 923	7 001	8 581	12 875	9 212	10 101	7 117	7 384	13 744
Closing Balance	27 672	20 282	15 790	21 223	19 102	4 412	16 474	15 236	43 554



**EC155 Nyandeni ( Low )**

Opening Balance	11 567	90 720	56 296	35 565	39 510	81 459	47 579	25 063	(4 247)
Plus Receipts	94 886	(23 411)	2 417	19 177	62 727	(15 207)	(297)	(4 400)	68 512
SubTotal	106 453	67 279	58 713	54 742	102 236	66 252	47 282	20 663	64 265
Less Payments	15 732	10 983	23 148	15 233	20 777	18 673	22 219	24 890	26 171
Closing Balance	90 720	56 296	35 565	39 510	81 459	47 579	25 063	(4 247)	38 095




**EC156 Mhlonito ( Low )**

Opening Balance	5 315	949	(1 172)	13 777	4 024	56 804	63 555	4 922	7 083
Plus Receipts	17 471	14 461	32 522	7 547	73 726	25 853	(40 223)	20 452	10 385
SubTotal	22 786	15 410	31 350	21 324	77 750	82 656	23 332	25 374	17 467
Less Payments	21 836	16 582	17 574	17 300	20 946	19 102	18 409	18 291	18 140
Closing Balance	949	(1 172)	13 777	4 024	56 804	63 555	4 922	7 083	(672)



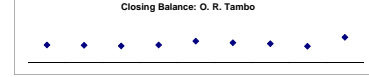
**EC157 King Sabata Dalindyebo ( High )**

Opening Balance	7 645	47 871	58 851	23 879	5 941	55 334	18 290	12 480	15 065
Plus Receipts	245 932	83 498	228 180	98 703	151 862	71 179	65 460	53 794	106 911
SubTotal	253 577	131 370	122 583	287 031	157 803	126 512	83 750	66 273	121 977
Less Payments	205 706	72 519	263 152	116 642	102 469	108 222	71 270	51 208	109 782
Closing Balance	47 871	58 851	23 879	5 941	55 334	18 290	12 480	15 065	12 195



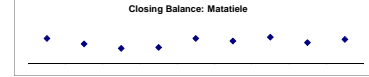
**DC15 O. R. Tambo ( High )**

Opening Balance	319 160	729 175	709 230	677 019	723 729	892 902	813 352	778 241	670 460
Plus Receipts	447 107	48 914	46 006	212 494	241 265	83 474	23 348	13 490	481 260
SubTotal	766 267	778 089	755 236	889 513	965 014	976 377	836 700	791 731	1 151 720
Less Payments	37 092	48 859	75 217	165 784	72 112	163 025	58 459	121 571	100 756
Closing Balance	729 175	709 230	677 019	723 729	892 902	813 352	778 241	670 460	1 050 964




**EC441 Matatiele ( Medium )**

Opening Balance	30 487	106 099	81 873	63 903	67 734	105 281	94 453	110 972	88 041
Plus Receipts	125 545	6 972	(11 256)	16 939	69 610	18 672	5 858	20 184	53 658
SubTotal	156 031	113 071	70 617	80 843	137 343	123 953	100 310	131 156	141 699
Less Payments	49 932	31 198	6 714	13 109	32 062	29 501	(10 662)	43 115	40 550
Closing Balance	106 099	81 873	63 903	67 734	105 281	94 453	110 972	88 041	101 148



**EC442 Umzimvubu ( Medium )**

Opening Balance	25 251	21 246	14 752	111 798	100 228	191 706	201 777	158 065	142 891
Plus Receipts	6 747	(29 302)	136 178	2 218	57 283	21 130	7 599	26 717	45 955
SubTotal	31 998	(8 056)	150 930	114 016	157 510	212 836	209 376	184 783	188 846
Less Payments	10 752	(22 807)	39 132	13 788	(34 196)	11 059	51 310	41 892	29 755
Closing Balance	21 246	14 752	111 798	100 228	191 706	201 777	158 065	142 891	159 091



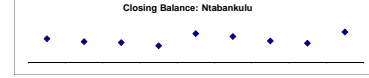
**EC443 Mbizana ( Medium )**

Opening Balance	85 823	165 999	156 264	116 038	115 675	134 070	121 842	107 590	99 487
Plus Receipts	105 946	11 340	9 337	29 084	66 790	6 460	2 542	13 275	60 814
SubTotal	191 769	177 339	165 602	145 122	182 465	140 530	124 385	120 865	160 301
Less Payments	25 770	21 075	49 564	29 446	48 395	18 687	16 794	21 379	26 221
Closing Balance	165 999	156 264	116 038	115 675	134 070	121 842	107 590	99 487	134 080




**EC444 Ntabankulu ( Low )**

Opening Balance	67 526	58 922	56 380	46 959	81 882	74 011	60 762	54 460	86 592
Plus Receipts	81 395	909	9 433	4 507	52 167	8 722	265	5 982	47 278
SubTotal	148 921	59 831	65 813	51 466	134 049	82 733	61 427	60 442	133 870
Less Payments	13 869	9 513	12 175	13 928	17 244	16 593	13 514	12 284	15 145
Closing Balance	67 526	58 922	56 380	46 959	81 882	74 011	60 762	54 460	86 592



**DC44 Alfred Nzo ( Medium )**

Opening Balance	2 604	(115 498)	(385 899)	(347 728)	(463 123)	(386 529)	(403 500)	(438 660)	(390 738)
Plus Receipts	153 863	1 564	65 501	1 434	127 577	95 343	18 478	63 859	88 280
SubTotal	156 467	(113 934)	(320 398)	(346 294)	(335 547)	(291 186)	(385 021)	(374 800)	(302 458)
Less Payments	271 966	271 966	27 330	116 829	50 982	112 314	53 638	15 938	106 733
Closing Balance	(115 498)	(385 899)	(347 728)	(463 123)	(386 529)	(403 500)	(438 660)	(390 738)	(409 191)



**FS FREE STATE**

**MAN Mangaung (High)**

Opening Balance	676 294	977 011	833 830	561 675	581 322	561 362	537 232	556 089	486 024
Plus Receipts	958 462	437 626	341 426	643 043	528 600	621 945	411 352	546 789	767 672
SubTotal	1 634 756	1 414 637	1 175 257	1 204 719	1 109 922	1 183 307	948 584	1 102 877	1 253 697
Less Payments	657 745	580 806	613 581	623 397	548 560	646 075	392 496	616 653	573 832
Closing Balance	977 011	833 830	561 675	581 322	561 362	537 232	556 089	486 024	679 864

**FS161 Letsemeng (Medium)**

Opening Balance	3 019	26 532	23 369	17 085	11 098	24 939	18 558	13 885	12 467
Plus Receipts	30 360	4 416	3 570	4 263	24 702	1 341	3 581	4 714	21 886
SubTotal	33 439	30 948	26 939	21 348	36 000	26 279	22 139	18 629	34 353
Less Payments	4 907	7 579	9 855	10 250	11 061	7 721	8 253	6 162	9 326
Closing Balance	26 532	23 369	17 085	11 098	24 939	18 558	13 885	12 467	25 027

**FS162 Kopanong (Medium)**

Opening Balance	33 912	25 890	19 118	11 760	6 541	4 541	(3 488)	(12 184)	
Plus Receipts	49 967	3 871	4 583	2 549	2 983	3 532	1 530	4 880	
SubTotal	49 967	37 763	30 473	21 467	14 744	10 074	(1 958)	(7 303)	
Less Payments	16 055	11 892	11 356	9 906	8 202	13 561	10 225	9 579	
Closing Balance	33 912	25 890	19 118	11 760	6 541	(3 488)	(12 184)	(16 882)	

**FS163 Mohokare (Low)**

Opening Balance	359	6 965	2 249	734	3 918	571	8 506	290	1 237
Plus Receipts	25 309	992	11 176	14 360	9 654	30 735	4 930	13 446	16 301
SubTotal	25 667	7 958	13 425	15 094	13 572	31 306	13 436	13 736	17 538
Less Payments	18 702	5 709	12 691	11 176	13 001	22 800	13 146	12 499	16 323
Closing Balance	6 965	2 249	734	3 918	571	8 506	290	1 237	1 215

**FS164 Naledi (Fs) (Low)**

Opening Balance	558	17 637	12 140	5 572	3 947	8 592	4 526	1 144	(3 171)
Plus Receipts	25 172	1 278	781	4 732	11 306	949	656	2 406	16 238
SubTotal	25 731	18 915	12 921	10 304	15 253	9 540	5 183	3 550	13 067
Less Payments	8 094	6 775	7 349	6 357	6 661	5 014	4 039	6 721	7 747
Closing Balance	17 637	12 140	5 572	3 947	8 592	4 526	1 144	(3 171)	5 320

**DC16 Xhariep (Low)**

Opening Balance	979	492	49	200	12	4 848	1 310	13	(3 633)
Plus Receipts	9 707	3 654	4 027	4 171	9 467	383	1 305	461	7 435
SubTotal	10 686	4 147	4 076	4 371	9 479	7 232	2 615	474	4 001
Less Payments	9 993	4 298	3 876	4 359	2 631	5 922	2 602	4 108	5 968
Closing Balance	692	49	200	12	6 848	1 310	13	(3 633)	(1 967)

**FS181 Masilonyana (Low)**

Opening Balance	17 699	32 598	25 375	12 857	2 397	733	8 636	600	(3 027)
Plus Receipts	63 320	6 493	16 012	7 127	13 473	42 656	3 053	15 632	43 975
SubTotal	81 019	39 292	41 388	19 985	15 870	43 389	11 689	16 232	40 948
Less Payments	48 420	13 917	28 530	17 588	15 136	34 753	11 090	19 258	26 807
Closing Balance	32 598	25 375	12 857	2 397	733	8 636	600	(3 027)	14 141

**FS182 Tokologo (Low)**

Opening Balance	4 245	34 614	22 724	14 794	12 954	18 968	13 725	11 326	5 361
Plus Receipts	35 252	1 972	1 971	7 431	16 615	1 895	2 111	2 043	17 358
SubTotal	39 497	36 586	24 696	22 225	29 569	20 863	15 836	13 369	22 719
Less Payments	4 883	13 862	9 902	9 271	10 601	7 138	4 510	8 008	9 839
Closing Balance	34 614	22 724	14 794	12 954	18 968	13 725	11 326	5 361	12 880

**FS183 Tswelopele (Medium)**

Opening Balance	12 848	44 639	37 262	37 334	34 200	50 161	44 760	39 737	41 947
Plus Receipts	45 004	4 600	12 844	8 361	26 463	6 484	6 110	13 017	35 158
SubTotal	57 852	49 239	50 105	45 694	60 663	56 645	50 870	52 754	77 105
Less Payments	13 213	11 976	12 772	11 494	10 502	11 885	11 133	10 808	9 635
Closing Balance	44 639	37 262	37 334	34 200	50 161	44 760	39 737	41 947	67 470

**FS184 Matjhabeng (High)**

Opening Balance	200 708	140 291	154 723	142 902	167 729	193 869	160 488	129 786	
Plus Receipts	270 234	73 555	101 293	79 860	111 494	166 709	83 688	80 447	295 942
SubTotal	270 234	274 263	241 584	234 583	254 596	334 437	277 557	240 935	425 728
Less Payments	49 526	133 972	86 861	91 680	86 868	140 568	117 069	111 149	201 634
Closing Balance	200 708	140 291	154 723	142 902	167 729	193 869	160 488	129 786	224 094

**FS185 Nala (Medium)**

Opening Balance	14 877	69 994	64 442	46 946	36 020	58 878	43 429	29 465	27 222
Plus Receipts	80 688	9 830	11 128	9 407	49 274	7 478	6 235	24 205	54 939
SubTotal	95 565	79 825	75 570	56 353	85 294	66 356	49 664	53 670	82 162
Less Payments	25 570	15 383	28 624	20 333	26 416	22 927	20 199	26 448	25 320
Closing Balance	69 994	64 442	46 946	36 020	58 878	43 429	29 465	27 222	56 841

**DC18 Lejweleputswa (Low)**

Opening Balance	12 925	9 342	1 072	12 945	25 038	53 470	1 834	34 787	23 308
Plus Receipts	70 753	431	20 390	61 026	36 871	15	41 122	13 416	68 774
SubTotal	83 678	9 773	21 462	73 972	61 909	53 485	42 956	48 204	92 083
Less Payments	74 336	8 701	8 517	48 934	8 439	51 651	8 169	24 895	73 590
Closing Balance	9 342	1 072	12 945	25 038	53 470	1 834	34 787	23 308	18 493

**FS191 Setsoto (Medium)**

Opening Balance	3 684	74 859	47 575	23 683	25 665	71 106	45 432	25 739	10 917
Plus Receipts	95 610	13 614	15 400	32 549	77 740	12 175	19 855	21 110	82 801
SubTotal	99 293	88 473	63 975	56 232	103 405	83 281	65 287	46 854	93 717
Less Payments	24 435	41 100	39 292	30 588	32 299	37 849	39 548	35 940	38 363
Closing Balance	74 859	47 575	23 683	25 665	71 106	45 432	25 739	10 917	55 454

**FS192 Dihlabeng (Medium)**

Opening Balance	(63 026)	11 737	10 891	7 566	22 405	60 259	49 222	65 348	64 951
Plus Receipts	131 341	40 229	46 509	45 756	78 591	39 156	51 596	49 506	97 956
SubTotal	68 315	51 966	57 400	53 322	100 996	99 415	100 818	114 854	162 907
Less Payments	56 578	41 075	49 835	30 917	40 738	50 192	35 470	49 903	35 714
Closing Balance	11 737	10 891	7 566	22 405	60 259	49 222	65 348	64 951	127 194

**FS193 Nketoana (Medium)**



Opening Balance	86 642	93 775	81 394	74 317	75 999	92 015	73 221	66 003	58 735
Plus Receipts	34 780	8 067	11 643	24 045	33 782	6 522	4 561	8 728	38 879
SubTotal	121 422	101 842	93 037	98 362	109 781	98 537	77 782	74 732	97 614
Less Payments	27 647	20 448	18 720	22 363	17 765	25 316	11 779	15 997	24 958
Closing Balance	93 775	81 394	74 317	75 999	92 015	73 221	66 003	58 735	72 656

**FS194 Maluti-a-Phofung (High)**

Opening Balance	(5 247)	6 006	9 786	11 296	18 040	161 000	45 061	35 127	22 753
Plus Receipts	284 345	151 699	99 846	108 640	258 488	67 527	48 937	61 614	170 369
SubTotal	279 098	157 705	108 632	119 936	276 528	228 527	93 998	96 741	193 121
Less Payments	273 092	148 920	97 336	101 896	115 528	183 466	58 871	73 988	145 705
Closing Balance	6 006	8 786	11 296	18 040	161 000	45 061	35 127	22 753	47 416


**FS195 Phumelela (Low)**

Opening Balance	530	24 223	20 522	18 498	13 925	25 143	18 763	15 996	16 420
Plus Receipts	39 599	6 176	4 828	5 875	20 676	10 368	2 129	14 953	23 430
SubTotal	40 119	30 399	25 351	24 373	34 601	35 511	20 893	30 949	39 850
Less Payments	15 896	9 876	6 852	10 448	9 659	16 748	4 897	14 529	18 584
Closing Balance	24 223	20 522	18 498	13 925	25 143	18 763	15 996	16 420	21 266




**FS196 Mantsopa ( Medium )**

Opening Balance	(75)	(737)	3 685	3 880	3 189	3 439	3 296	3 142	5 747
Plus Receipts	17 382	19 067	13 841	18 736	20 982	16 532	16 126	20 233	16 574
SubTotal	17 307	18 330	17 526	22 616	24 171	19 971	19 423	23 375	22 321
Less Payments	18 044	14 645	13 646	19 427	20 731	16 675	16 281	17 628	18 787
Closing Balance	(737)	3 685	3 880	3 189	3 439	3 296	3 142	5 747	3 534



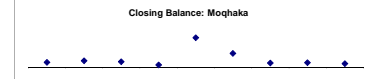
**DC19 Thabo Mofutsanyana ( Low )**

Opening Balance	6 516	36 883	29 145	22 061	10 122	36 076	24 178	14 263	7 181
Plus Receipts	44 934	672	204	367	32 834	175	121	440	25 079
SubTotal	51 451	37 555	29 349	22 428	42 956	36 252	24 299	14 703	32 260
Less Payments	14 568	8 410	7 288	12 307	6 879	12 073	10 036	7 522	8 853
Closing Balance	36 883	29 145	22 061	10 122	36 076	24 178	14 263	7 181	23 408




**FS201 Moqhaka ( High )**

Opening Balance	17 708	11 197	14 375	12 426	5 573	67 590	31 267	9 881	10 654
Plus Receipts	124 846	83 496	56 296	57 680	110 101	41 860	40 160	59 252	93 882
SubTotal	142 554	94 692	70 671	70 106	115 675	109 449	71 427	69 133	104 537
Less Payments	131 358	80 317	58 245	64 533	48 085	78 183	61 546	58 478	96 564
Closing Balance	11 197	14 375	12 426	5 573	67 590	31 267	9 881	10 654	7 973



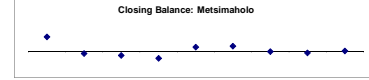
**FS203 Ngwathe ( Medium )**

Opening Balance	8 645	48 231	42 260	35 281	35 408	82 003	49 490	33 215	48 383
Plus Receipts	112 154	24 611	47 769	23 343	84 749	23 550	17 894	39 124	75 124
SubTotal	120 799	72 842	90 029	58 624	120 157	105 553	67 383	72 338	123 506
Less Payments	72 568	30 582	54 748	23 216	38 154	56 063	34 169	23 956	56 243
Closing Balance	48 231	42 260	35 281	35 408	82 003	49 490	33 215	48 383	67 263



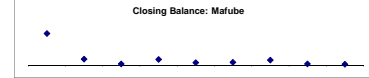
**FS204 Metsimaholo ( High )**

Opening Balance	27 050	39 632	(6 836)	(12 403)	(20 620)	11 207	13 539	(2 152)	(5 394)
Plus Receipts	155 000	46 616	64 311	59 591	103 368	59 047	45 961	54 629	95 278
SubTotal	182 050	86 248	57 475	47 188	82 748	70 253	59 500	52 478	89 884
Less Payments	142 418	93 084	69 878	67 808	71 541	56 714	61 651	57 872	90 129
Closing Balance	39 632	(6 836)	(12 403)	(20 620)	11 207	13 539	(2 152)	(5 394)	(244)




**FS205 Mafube ( Medium )**

Opening Balance	605	2 261	429	100	410	190	204	373	84
Plus Receipts	41 400	4 819	5 113	6 323	30 462	11 379	2 438	26 429	48 026
SubTotal	42 005	7 081	5 541	6 423	30 873	11 569	2 642	26 802	48 110
Less Payments	39 743	6 652	5 441	6 013	30 703	11 364	2 269	26 716	48 029
Closing Balance	2 261	429	100	410	190	204	373	84	80



**DC20 Fezile Dabi ( Low )**


Opening Balance	109 743	162 521	151 181	136 885	123 574	157 350	136 022	126 971	114 055
Plus Receipts	62 997	1 041	231	103	46 784	313	2 602	122	45 065
SubTotal	172 740	163 562	151 412	136 988	170 358	157 663	138 625	127 094	159 120
Less Payments	10 219	12 382	14 527	13 414	13 007	21 640	11 653	13 039	14 275
Closing Balance	162 521	151 181	136 885	123 574	157 350	136 022	126 971	114 055	144 845



**GT GAUTENG**


**EKU Ekurhuleni Metro ( High )**

Opening Balance	7 701 376	8 026 134	7 840 355	7 445 115	7 447 976	7 774 300	8 447 732	8 527 721	7 576 553
Plus Receipts	3 295 518	2 032 777	1 914 732	2 174 734	2 668 802	2 932 566	1 414 269	6 198 678	3 881 758
SubTotal	10 996 895	10 058 911	9 755 086	9 619 849	10 116 778	10 706 867	9 862 000	9 147 599	11 458 311
Less Payments	2 970 760	2 218 557	2 309 972	2 171 872	2 342 478	2 259 135	1 334 280	1 571 046	1 772 492
Closing Balance	8 026 134	7 840 355	7 445 115	7 447 976	7 774 300	8 447 732	8 527 721	7 576 553	9 685 818




**JHB City Of Johannesburg ( High )**

Opening Balance	3 833 132	7 382 253	6 040 147	4 910 918	4 852 610	4 504 409	4 416 511	4 273 352	7 104 206
Plus Receipts	9 412 352	4 024 493	3 412 782	3 944 989	3 812 385	6 199 492	3 436 231	6 713 854	6 110 527
SubTotal	13 445 484	11 406 747	9 452 929	8 855 907	8 664 994	10 703 901	7 852 742	10 987 206	13 214 733
Less Payments	4 063 231	5 366 400	4 542 011	4 003 297	4 160 585	6 297 290	3 579 290	3 883 000	4 190 814
Closing Balance	7 382 253	6 040 347	4 910 918	4 852 610	4 504 409	4 416 511	4 273 352	7 104 206	9 023 919




**TSH City Of Tshwane ( High )**

Opening Balance	400 518	588 613	583 305	548 045	627 069	615 841	698 006	808 933	833 255
Plus Receipts	3 337 123	3 031 006	2 288 582	3 113 787	4 003 296	3 583 906	3 122 099	3 500 536	3 104 069
SubTotal	3 937 641	3 619 619	2 871 887	3 661 831	4 630 365	4 199 747	3 820 104	4 309 470	3 937 324
Less Payments	3 349 028	3 036 314	2 323 843	3 034 763	4 014 524	3 501 742	3 011 171	3 476 215	2 818 383
Closing Balance	588 613	583 305	548 045	627 069	615 841	698 006	808 933	833 255	1 118 941




**GT421 Emfuleni ( High )**

Opening Balance	36 234	44 734	7 076	41 759	9 546	140 306	(55 123)	(25 983)	(67 149)
Plus Receipts	640 889	363 605	491 895	396 608	522 374	485 386	298 386	307 786	607 418
SubTotal	677 124	408 339	498 972	438 368	531 921	625 691	243 263	281 803	540 269
Less Payments	632 390	401 262	457 212	428 822	391 615	680 814	269 246	348 952	569 643
Closing Balance	44 734	7 076	41 759	9 546	140 306	(55 123)	(25 983)	(67 149)	(29 195)



**GT422 Midvaal ( Medium )**

Opening Balance	76 354	108 410	114 497	101 991	117 013	142 512	120 806	124 150	123 143
Plus Receipts	99 519	63 481	55 502	70 665	79 142	56 870	56 606	55 851	84 394
SubTotal	175 873	171 891	169 999	172 655	196 154	199 382	177 411	180 001	207 537
Less Payments	67 463	57 393	68 009	55 643	53 842	78 576	53 261	56 858	58 231
Closing Balance	108 410	114 497	101 991	117 013	142 512	120 806	124 150	123 143	149 306



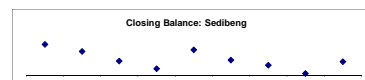
**GT423 Lesedi ( Medium )**

Opening Balance		34 322	24 354	5 932	(6 048)	4 316	4 404	4 458	(284)
Plus Receipts	83 549	36 010	35 786	37 121	58 779	43 766	35 475	25 930	41 380
SubTotal	83 549	70 332	60 139	43 082	52 730	47 082	39 880	40 388	41 096
Less Payments	49 217	45 978	54 207	49 101	48 415	42 678	35 421	40 673	46 490
Closing Balance	34 322	24 354	5 932	(6 048)	4 316	4 404	4 458	(284)	14 406



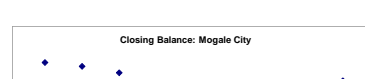
**DC42 Sedibeng ( Medium )**

Opening Balance	10 415	92 070	71 435	43 082	20 923	75 746	45 792	30 911	6 756
Plus Receipts	104 657	8 109	1 161	12 342	84 236	477	7 010	11 482	68 798
SubTotal	114 871	100 179	72 596	55 424	105 159	76 223	52 802	42 393	75 554
Less Payments	22 801	28 744	29 514	34 501	29 413	30 431	21 891	35 637	34 186
Closing Balance	92 070	71 435	43 082	20 923	75 746	45 792	30 911	6 756	41 368



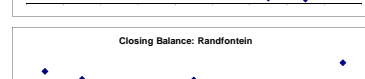
**GT481 Mogale City ( High )**

Opening Balance	165 782	185 316	163 611	126 417	69 889	41 791	63 336	32 385	28 162
Plus Receipts	340 036	153 211	183 439	228 650	160 978	300 290	161 137	168 483	298 628
SubTotal	505 817	338 527	347 051	355 068	230 867	342 081	224 474	200 868	326 790
Less Payments	320 502	174 916	220 633	285 179	189 076	278 745	192 088	172 706	246 693
Closing Balance	185 316	163 611	126 417	69 889	41 791	63 336	32 385	28 162	80 096



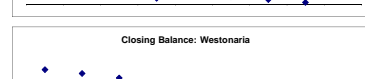
**GT482 Randfontein ( High )**

Opening Balance	51 556	68 754	45 555	28 524	17 111	44 306	21 880	13 856	6 074
Plus Receipts	95 191	63 104	66 695	70 668	91 861	64 244	62 700	52 027	162 001
SubTotal	146 746	131 858	112 250	99 192	108 971	108 550	84 580	65 884	168 075
Less Payments	77 992	86 303	83 726	82 081	44 665	86 670	70 724	59 610	74 967
Closing Balance	68 754	45 555	28 524	17 111	44 306	21 880	13 856	6 074	93 107



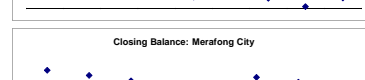
**GT483 Westonaria ( Medium )**

Opening Balance	2 618	58 650	49 608	39 666	29 786	24 595	25 825	21 176	2 598
Plus Receipts	106 704	24 959	27 832	24 768	58 765	28 241	45 975	34 121	68 292
SubTotal	109 412	83 609	77 441	64 434	88 551	52 836	71 800	55 297	70 890
Less Payments	50 762	34 001	37 774	34 648	63 956	27 012	50 624	52 699	48 702
Closing Balance	58 650	49 608	39 666	29 786	24 595	25 825	21 176	2 598	22 188



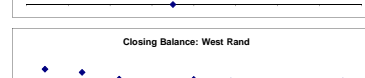
**GT484 Merafong City ( High )**

Opening Balance	85 549	151 558	123 021	91 891	1 530	75 170	111 066	84 386	72 594
Plus Receipts	143 479	45 892	57 953	137 823	142 878	137 571	59 336	62 823	124 451
SubTotal	229 027	197 450	180 974	229 714	144 408	212 741	170 402	147 208	197 045
Less Payments	77 469	74 428	89 083	228 184	69 238	101 675	86 016	74 614	103 159
Closing Balance	151 558	123 021	91 891	1 530	75 170	111 066	84 386	72 594	93 886




**DC48 West Rand ( Medium )**

Opening Balance	35 612	116 394	103 162	73 715	32 655	72 550	66 257	24 009	22 370
Plus Receipts	98 301	4 724	7 087	4 800	64 534	9 716	488	20 226	77 004
SubTotal	133 913	121 117	110 250	78 515	97 190	82 266	66 745	44 235	99 374
Less Payments	17 520	17 955	36 535	45 859	24 640	16 008	42 736	21 865	33 381
Closing Balance	116 394	103 162	73 715	32 655	72 550	66 257	24 009	22 370	65 994



**KZ KWAZULU-NATAL**  
**ETH eThekweni ( High )**

Opening Balance	5 878 737	6 536 043	6 911 877	4 864 610	4 889 566	4 767 190	5 098 579	4 255 431	4 224 879
Plus Receipts	3 883 253	3 200 867	580 852	2 714 562	2 732 680	3 440 360	1 439 319	2 458 356	2 425 807
SubTotal	9 761 990	9 736 910	7 492 729	7 579 172	7 622 245	8 207 551	6 537 898	6 713 786	6 650 686
Less Payments	3 225 947	2 825 033	2 689 607	2 689 607	2 855 055	3 108 972	2 282 467	2 488 908	1 114 065
Closing Balance	6 536 043	6 911 877	4 864 610	4 889 566	4 767 190	5 098 579	4 255 431	4 224 879	5 536 621




**KZN211 Vulamehlo ( Low )**

Opening Balance									
Plus Receipts									
SubTotal									
Less Payments									
Closing Balance									




**KZN212 Umdoni ( Medium )**

Opening Balance	4 303	7 626	4 774	7 317	7 757	2 203	2 293	1 576	4 116
Plus Receipts	39 576	15 809	39 016	25 034	27 252	17 890	10 274	19 366	34 617
SubTotal	43 879	23 435	43 790	32 351	35 009	20 092	12 567	20 942	38 733
Less Payments	36 253	18 661	36 473	24 594	32 807	17 799	10 991	16 826	15 528
Closing Balance	7 626	4 774	7 317	7 757	2 203	2 293	1 576	4 116	23 205



**KZN213 Umzumbe ( Low )**

Opening Balance	59 506	53 331	56 365	59 440	90 678	81 042	69 567	71 086	71 086
Plus Receipts	65 732	1 437	13 221	13 655	46 498	3 651	834	13 361	50 903
SubTotal	65 732	60 943	66 553	70 020	105 938	94 328	81 876	82 928	121 989
Less Payments	6 225	7 612	10 188	10 580	15 261	13 287	12 309	11 842	10 454
Closing Balance	59 506	53 331	56 365	59 440	90 678	81 042	69 567	71 086	111 536



**KZN214 uMuziwabantu ( Low )**

Opening Balance	4 419	13 981	7 745	3 085	3 028	49 231	2 427	4 716	1 717
Plus Receipts	75 961	15 219	8 558	4 469	58 941	23 408	8 554	7 786	23 468
SubTotal	80 459	28 700	17 303	10 514	61 967	72 839	10 981	12 502	25 239
Less Payments	66 979	19 955	11 258	7 489	12 735	70 412	6 265	10 730	11 072
Closing Balance	13 481	8 745	6 045	3 026	49 231	2 427	4 716	1 771	24 167




**KZN215 Ezingolweni ( Low )**

Opening Balance	39 889	63 105	60 115	56 960	53 207	58 737	50 520	44 949	38 242
Plus Receipts	27 326	2 912	661	1 643	14 941	6 213	415	2 917	13 638
SubTotal	67 215	66 017	60 776	58 603	68 148	64 950	50 935	47 866	51 880
Less Payments	4 110	5 902	3 816	5 396	9 411	14 430	5 986	9 624	4 358
Closing Balance	63 105	60 115	56 960	53 207	58 737	50 520	44 949	38 242	47 522




**KZN216 Hibiscus Coast ( High )**

Opening Balance	91 829	174 604	365 974	484 304	592 128	475 384			
Plus Receipts	49 499	141 557	60 071	98 316	16 255	(16 255)			
SubTotal	141 328	316 160	426 046	582 621	608 383	459 129			
Less Payments	(33 276)	(49 814)	(58 259)	(9 507)	(132 999)	(132 999)			
Closing Balance	174 604	365 974	484 304	592 128	475 384	592 128			



**DC21 Ugu ( High )**

Opening Balance	198 086	366 742	392 809	337 770	277 083	474 315	411 961	403 008	360 391
Plus Receipts	224 796	127 074	31 310	28 795	276 556	40 508	51 054	33 690	176 710
SubTotal	422 882	493 815	424 119	366 565	553 640	514 823	463 015	436 698	537 101
Less Payments	56 140	101 006	86 349	89 462	79 325	103 860	40 007	76 307	86 610
Closing Balance	366 742	392 809	337 770	277 083	474 315	411 961	403 008	360 391	450 491




**KZN221 uMshwathi ( Low )**

Opening Balance	477	2 918	1 970	462	1 082	1 012	1 185	814	2 419
Plus Receipts	62 593	17 474	17 872	24 925	40 179	14 716	8 854	15 707	37 146
SubTotal	63 070	20 392	19 842	25 387	41 261	15 728	10 038	16 521	39 566
Less Payments	60 152	18 422	19 380	24 305	40 248	14 544	9 225	14 101	38 871
Closing Balance	2 918	1 970	462	1 082	1 012	1 185	814	2 419	695



**KZN222 uMngeni ( Medium )**

Opening Balance	25 115	78 635	111 317	76 360	55 977	61 699	43 557	41 061	40 977
Plus Receipts	71 683	63 249	(4 780)	6 731	28 470	11 769	20 240	20 113	30 568
SubTotal	96 798	141 884	106 538	83 091	84 448	73 468	63 797	61 174	71 545
Less Payments	18 163	30 567	30 178	27 114	22 749	29 911	22 736	20 197	27 367
Closing Balance	78 635	111 317	76 360	55 977	61 699	43 557	41 061	40 977	44 178




**KZN223 Mpofana ( Low )**

Opening Balance		17 575	15 511	8 148	11 972	11 972			
Plus Receipts	25 204	6 773	6 980	6 823		16 387			
SubTotal	25 204	24 348	22 491	14 972	11 972	28 359			
Less Payments	7 629	8 837	14 343	2 999		5 809			
Closing Balance	17 575	15 511	8 148	11 972	11 972	22 550			



**KZN224 Impendle ( Low )**

Opening Balance	4 630	26 946	24 231	19 340	14 819	24 693	22 166	19 165	18 382
Plus Receipts	25 757	2 325	2 105	258	15 624	3 351	279	2 414	13 745
SubTotal	30 427	29 271	26 336	19 598	30 444	28 044	22 446	21 579	32 128
Less Payments	3 461	5 040	4 997	4 779	5 751	5 878	3 281	3 396	4 924
Closing Balance	26 946	24 231	19 340	14 819	24 693	22 166	19 165	18 382	25 204



**KZN225 Msunduzi ( High )**

Opening Balance	842 068	999 819	930 434	840 684	844 175	988 061	863 505	953 375	958 568
Plus Receipts	580 481	325 608	350 129	389 683	479 211	293 183	379 377	292 769	630 649
SubTotal	1 422 549	1 325 427	1 280 562	1 230 367	1 323 386	1 281 244	1 242 882	1 246 144	1 589 218
Less Payments	422 730	394 993	439 878	386 192	335 325	417 739	289 506	287 576	333 288
Closing Balance	999 819	930 434	840 684	844 175	988 061	863 505	953 375	958 568	1 255 930



**KZN226 Mkhambathini ( Medium )**

Opening Balance	14 679	44 919	41 336	39 934	32 461	43 610	39 532	35 862	29 836
Plus Receipts	33 703	2 592	4 173	2 092	18 752	1 521	1 162	2 990	15 217
SubTotal	48 381	47 511	45 509	42 026	51 213	45 131	40 694	38 852	45 054
Less Payments	3 463	6 175	5 575	9 564	7 603	5 599	4 833	9 016	9 675
Closing Balance	44 919	41 336	39 934	32 461	43 610	39 532	35 862	29 836	35 379



**KZN227 Richmond ( Low )**

Opening Balance	562	562	667	2 107	16 934	26 034	15 087	11 309	945
Plus Receipts	25 410	1 515	5 589	13 286	23 085	8 431	10 607	5 992	15 935
SubTotal	25 972	2 077	6 256	15 393	40 018	34 465	25 694	17 300	16 880
Less Payments	25 410	1 409	4 149	(1 541)	13 984	19 378	14 385	16 355	(8 455)
Closing Balance	562	667	2 107	16 934	26 034	15 087	11 309	945	25 336



**DC22 uMngungundlovu ( Medium )**

Opening Balance	215 158	185 785	191 201	154 927	135 068	260 249	48 775	34 444	21 671
Plus Receipts	235 251	159 801	44 950	48 724	192 708	100 853	28 025	31 484	180 992
SubTotal	450 410	345 586	236 151	206 651	327 776	361 102	76 800	65 928	202 664
Less Payments	244 625	154 385	81 224	70 584	67 527	312 328	42 356	44 257	75 032
Closing Balance	185 785	191 201	154 927	135 068	260 249	48 775	34 444	21 671	127 632




**KZN232 Emmambithi/Ladysmith ( High )**

Opening Balance	190 694	202 722	182 154	226 284	213 276	198 998	211 088	196 085	195 632
Plus Receipts	102 536	62 348	105 692	37 349	47 067	74 853	32 719	60 260	73 994
SubTotal	293 230	265 069	287 846	263 633	260 343	273 851	243 807	256 345	269 626
Less Payments	90 509	82 915	61 562	50 358	61 345	62 763	47 722	60 713	59 495
Closing Balance	202 7								


**KZN233 Indaka ( Low )**

Opening Balance	140 591	174 597	184 734	178 939	176 214	170 159	180 188	178 751	177 313
Plus Receipts	50 238	15 409	4 200	1 662	2 001	24 712	5	5 408	32 950
SubTotal	190 828	190 006	188 933	180 601	178 215	194 871	180 193	184 159	210 263
Less Payments	16 231	5 273	9 995	4 387	8 056	14 683	1 442	6 845	32 575
Closing Balance	174 597	184 734	178 939	176 214	170 159	180 188	178 751	177 313	177 688




**KZN234 Umtshezi ( Medium )**

Opening Balance	2 300	6 906	997	200	1 176	7 751	(697)	8 988	(7 503)
Plus Receipts	57 824	34 487	48 013	26 930	39 335	24 022	24 682	23 904	56 459
SubTotal	60 124	41 393	49 010	27 129	40 510	31 773	23 985	32 892	48 956
Less Payments	53 218	40 396	48 810	25 954	32 759	32 470	14 997	40 395	21 095
Closing Balance	6 906	997	200	1 176	7 751	(697)	8 988	(7 503)	27 861



**KZN235 Okhahlamba ( Low )**

Opening Balance	45 222	82 058	68 845	58 676	54 958	80 442	79 314	69 263	53 513
Plus Receipts	57 302	6 093	4 970	12 273	38 707	29 380	1 691	5 174	46 052
SubTotal	102 524	88 151	73 814	70 949	93 665	109 822	81 004	74 438	99 566
Less Payments	20 465	19 307	15 138	15 990	13 223	30 508	11 741	20 905	16 377
Closing Balance	82 058	68 845	58 676	54 958	80 442	79 314	69 263	53 513	83 189




**KZN236 Imbabazane ( Low )**

Opening Balance	22 709	76 882	65 675	56 100	42 184	51 553	38 416	22 556	
Plus Receipts	66 325	257	941	1 221	20 837	897	552	2 596	
SubTotal	89 034	77 139	66 617	57 321	63 021	52 449	38 968	25 152	
Less Payments	12 153	11 463	10 517	15 137	11 468	14 033	16 412	12 453	
Closing Balance	76 882	65 675	56 100	42 184	51 553	38 416	22 556	12 698	




**DC23 Uthukela ( Medium )**

Opening Balance	145 088	281 548	319 609	283 759	252 000	363 037	313 304	289 876	219 901
Plus Receipts	153 006	17 286	9 856	34 373	174 844	8 077	21 379	8 876	
SubTotal	298 094	358 834	329 465	318 132	426 844	371 113	334 683	298 752	219 901
Less Payments	16 546	39 225	45 707	66 132	63 807	57 809	48 807	78 851	
Closing Balance	281 548	319 609	283 759	252 000	363 037	313 304	289 876	219 901	219 901



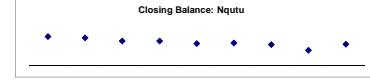
**KZN241 Endumeni ( Medium )**

Opening Balance	4 340	1 168	(4 645)	(156)	(15 158)	2 360	(3 824)	136	
Plus Receipts	53 722	17 286	14 804	14 779	14 445	36 905	13 817	19 441	28 013
SubTotal	53 722	21 627	15 972	10 134	14 288	21 747	16 177	15 617	28 149
Less Payments	49 382	20 458	20 617	10 291	29 446	19 388	20 000	15 681	27 850
Closing Balance	4 340	1 168	(4 645)	(156)	(15 158)	2 360	(3 824)	136	299




**KZN242 Nquthu ( Low )**

Opening Balance	114 302	120 692	115 227	101 103	102 057	90 492	93 392	86 089	62 048
Plus Receipts	83 104	5 359	6 596	12 740	2 350	16 984	2 861	4 180	52 456
SubTotal	197 406	126 050	121 824	113 842	104 407	107 475	96 254	90 268	114 504
Less Payments	76 714	10 823	20 721	11 785	13 915	14 083	10 165	28 220	26 610
Closing Balance	120 692	115 227	101 103	102 057	90 492	93 392	86 089	62 048	87 895




**KZN244 Msinga ( Low )**

Opening Balance	76 032	149 210	150 832	148 730	146 680	154 529	152 111	149 788	147 648
Plus Receipts	75 024	3 513			10 000				18 048
SubTotal	151 056	152 723	150 832	148 730	156 680	154 529	152 111	149 788	165 696
Less Payments	1 846	1 892	2 102	2 050	2 151	2 418	2 323	2 140	16 542
Closing Balance	149 210	150 832	148 730	146 680	154 529	152 111	149 788	147 648	149 153




**KZN245 Umvoti ( Medium )**

Opening Balance	40 150	35 454	29 983	35 903	26 204	61 622	61 556	51 084	
Plus Receipts	52 490	8 753	8 493	18 474	8 115	50 818	8 920	7 791	
SubTotal	92 640	44 207	38 476	54 377	34 319	112 440	70 476	58 875	51 084
Less Payments	12 341	13 448	13 964	12 554	17 814	15 400	8 985	18 283	
Closing Balance	40 150	35 454	29 983	35 903	26 204	61 622	61 556	51 084	51 084



**DC24 Umzinyathi ( Low )**

Opening Balance	11 735	42 353	15 328	4 913	2 886	118 616	1 807	34 860	20 097
Plus Receipts	131 458	180 619	12 457	25 309	200 863	28 909	58 257	33 765	100 480
SubTotal	143 193	222 972	27 785	30 222	203 748	147 525	60 064	68 625	120 776
Less Payments	81 040	227 444	23 072	27 337	85 133	145 717	25 204	48 528	24 501
Closing Balance	62 153	95 528	4 713	2 886	118 616	1 807	34 860	20 097	96 276




**KZN252 Newcastle ( High )**

Opening Balance	85 699	63 388	(27 013)	83 093	47 954	607	(53 629)	(69 162)	(82 395)
Plus Receipts	85 699	63 388	232 441	121 558	163 403	96 031	150 635	152 471	226 123
SubTotal	171 398	126 776	205 428	204 651	211 357	96 637	97 005	83 309	143 728
Less Payments	66 965	119 135	112 336	156 697	210 750	150 267	166 167	165 705	200 147
Closing Balance	104 433	107 641	93 092	48 954	100 607	46 370	30 838	17 604	43 581




**KZN253 eMadlangeni ( Low )**

Opening Balance	8 345	17 970	13 736	11 675	7 757	9 860	5 170	465	2 820
Plus Receipts	17 604	10 703	4 321	6 943	13 208	4 096	2 131	8 430	10 194
SubTotal	25 949	28 673	18 056	18 618	20 965	13 956	7 301	8 896	13 014
Less Payments	7 979	14 938	6 381	10 861	11 104	8 786	6 835	6 076	2 661
Closing Balance	17 970	13 736	11 675	7 757	9 860	5 170	465	2 820	10 353



**KZN254 Dannhauser ( Low )**

Opening Balance	20 124	2 901	33 465	3 118	57 386	52 727	49 191	43 757	43 757
Plus Receipts	48 482	1 056	11 296	29 434	4 261	1 514	1 698	24 192	
SubTotal	68 606	3 957	44 761	32 552	61 647	54 241	50 889	67 949	
Less Payments	20 124	18 278	(25 709)	41 743	(24 636)	8 921	5 049	7 133	12 773
Closing Balance	48 482	1 056	19 052	8 809	37 011	45 320	45 840	60 816	55 176




**DC25 Amajuba ( Low )**

Opening Balance	145	24 581	13 925	491	735	24 555	22 622	7 924	14 897
Plus Receipts	61 902	25 161	1 710	13 346	32 971	14 852	6 350	22 359	47 587
SubTotal	62 047	49 742	15 635	13 837	33 706	39 407	28 972	30 283	62 484
Less Payments	37 467	35 816	15 144	13 102	9 151	16 785	21 048	15 386	13 918
Closing Balance	24 581	13 925	491	735	24 555	22 622	7 924	14 897	48 566




**KZN261 eDumbe ( Low )**

Opening Balance	74	17 612	1 998	254	354	10 686	259	442	109
Plus Receipts	42 756	7 656	13 552	6 158	24 089	14 653	8 302	8 100	21 035
SubTotal	42 829	25 268	15 550	6 412	24 443	25 339	8 560	8 543	21 144
Less Payments	25 217	23 270	15 296	6 058	13 757	25 080	8 118	8 434	18 137
Closing Balance	17 612	1 998	254	354	10 686	259	442	109	3 006




**KZN262 uPhongolo ( Low )**

Opening Balance	13 148	48 906	40 768	25 808	15 447	34 644	20 869	20 972	25 912
Plus Receipts	67 992	5 347	7 884	5 813	42 554	13 151	15 348	33 806	51 924
SubTotal	81 140	54 253	48 652	31 620	58 001	47 794	36 217	54 777	77 836
Less Payments	32 234	13 485	22 845	16 173	23 357	26 925	15 246	28 866	26 070
Closing Balance	48 906	40 768	25 808	15 447	34 644	20 869	20 972	25 912	51 766



**KZN263 Abaqulusi ( Low )**

Opening Balance	92 940	50 201	44 091	38 592	42 947	25 493	27 011	24 178	90 451
Plus Receipts	93 940	112 434	101 344	88 169	108 704	93 428	69 070	53 566	115 020
SubTotal	186 880	162 635	145 435	126 761	151 651	118 921	96 081	77 744	205 471
Less Payments	31 707	55 181	51 767	42 413	40 969	51 369	39 681	28 997	49 444
Closing Balance	155 173	107 454	93 668	84 348	110 682	67 552	56 394	48 747	156 027



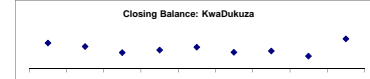


<b>KZN265 Nongoma ( Low )</b>										
Opening Balance	15 674	63 000	51 725	34 930	20 182	49 172	45 563	38 600	30 825	
Plus Receipts	63 165	1 791	3 616	1 469	41 676	12 870	8 278	5 032	44 371	
SubTotal	78 839	64 792	55 341	36 400	61 858	62 042	53 841	43 632	75 196	
Less Payments	15 839	13 066	20 411	16 218	12 686	16 479	15 241	12 807	14 623	
Closing Balance	63 000	51 725	34 930	20 182	49 172	45 563	38 600	30 825	60 573	
<b>KZN266 Ulundi ( Low )</b>										
Opening Balance	3 529	31 655	10 483	(24 061)	(63 382)	(39 110)	(70 208)	(86 335)	(100 075)	
Plus Receipts	47 895	7 077	6 085	5 486	66 118	2 653	5 586	7 504	47 362	
SubTotal	51 424	38 732	16 568	(18 575)	2 736	(36 456)	(64 622)	(78 831)	(52 714)	
Less Payments	19 788	28 250	40 628	48 807	41 846	33 752	21 713	21 244	23 636	
Closing Balance	31 655	10 483	(24 061)	(63 382)	(39 110)	(70 208)	(86 335)	(100 075)	(76 350)	
<b>DC26 Zululand ( Medium )</b>										
Opening Balance	(65 487)	17 449	31 892	5 736	3 682	194 662	57 131	1 251	(16 997)	
Plus Receipts	167 839	74 264	12 942	23 485	264 478	34 222	27 340	45 423	140 256	
SubTotal	122 352	91 713	44 834	29 222	268 160	228 883	84 470	46 674	123 259	
Less Payments	104 903	59 821	39 098	25 539	73 499	171 753	83 200	63 671	137 605	
Closing Balance	17 449	31 892	5 736	3 682	194 662	57 131	1 251	(16 997)	(14 346)	
<b>KZN271 Umhlabyalingana ( Medium )</b>										
Opening Balance	77 638	140 513	129 853	120 576	107 091	150 380	139 717	126 314		
Plus Receipts	75 265	1 809	1 196	6 838	6 138	11 901	1 038	1 903		
SubTotal	152 903	142 322	131 049	123 915	168 929	162 281	140 755	128 217		
Less Payments	12 390	12 469	10 473	16 824	18 549	22 564	14 442	16 002		
Closing Balance	140 513	129 853	120 576	107 091	150 380	139 717	126 314	112 214		
<b>KZN272 Jozini ( Low )</b>										
Opening Balance	22 508	81 459	74 961	71 220	62 620	113 479	101 784	96 303		
Plus Receipts	72 446	7 281	7 067	6 435	4 635	3 392	3 598	5 702		
SubTotal	94 954	88 740	82 028	76 537	127 054	116 871	105 383	102 005		
Less Payments	13 494	13 779	10 808	13 918	13 575	15 087	9 080	15 636		
Closing Balance	81 459	74 961	71 220	62 620	113 479	101 784	96 303	86 369		
<b>KZN273 The Big 5 False Bay ( Low )</b>										
Opening Balance	(1 841)	16 575	8 962	4 598	1 020	14 747	7 797	4 507	3 839	
Plus Receipts	27 265	3 421	2 868	492	17 505	3 131	1 372	2 176	16 343	
SubTotal	25 424	19 996	11 830	5 090	18 526	17 878	9 169	6 682	20 182	
Less Payments	8 849	11 034	7 232	4 070	3 779	10 081	4 662	2 843	10 993	
Closing Balance	16 575	8 962	4 598	1 020	14 747	7 797	4 507	3 839	9 189	
<b>KZN274 Habisa ( Low )</b>										
Opening Balance	4 954	40 168	36 654	28 906	20 556	36 657	24 233	19 998	20 356	
Plus Receipts	43 594	795	357	327	21 787	248	5 515	4 617	4 019	
SubTotal	48 548	40 962	37 011	29 233	42 342	36 905	29 748	24 615	24 375	
Less Payments	8 380	4 308	8 105	8 677	5 685	12 672	9 750	4 258	7 047	
Closing Balance	40 168	36 654	28 906	20 556	36 657	24 233	19 998	20 356	17 328	
<b>KZN275 Mtubatuba ( Low )</b>										
Opening Balance	13 183	62 092	58 908	54 227	47 762	77 253	60 746	45 878	23 557	
Plus Receipts	57 873	4 174	5 381	2 551	40 808	1 893	3 267	1 952	59 593	
SubTotal	71 056	66 266	64 289	56 778	88 570	79 145	64 014	47 831	83 150	
Less Payments	8 964	7 358	10 062	9 016	11 317	18 399	18 135	24 274	10 935	
Closing Balance	62 092	58 908	54 227	47 762	77 253	60 746	45 878	23 557	72 215	
<b>DC27 Umkhanyakude ( Medium )</b>										
Opening Balance	13 543	64 440	116 177	83 504	61 340	136 295	171 752	148 069	126 324	
Plus Receipts	130 379	216 219	12 532	15 094	103 739	73 594	2 927	12 328	146 329	
SubTotal	143 922	280 659	128 709	98 597	165 079	209 889	174 678	160 397	272 652	
Less Payments	79 482	164 481	45 206	37 257	28 784	38 138	26 609	34 074	45 706	
Closing Balance	64 440	116 177	83 504	61 340	136 295	171 752	148 069	126 324	226 946	
<b>KZN281 Mfolozi ( Medium )</b>										
Opening Balance	3 160	4 517	3 573	1 136	9 027	16 130	5 008	(1 785)	1 534	
Plus Receipts	59 220	10 636	12 205	22 274	33 881	4 211	859	13 586	39 524	
SubTotal	62 380	15 153	14 778	23 410	42 908	22 340	5 867	11 802	41 058	
Less Payments	57 863	12 580	13 642	14 383	26 778	17 332	7 652	10 268	20 410	
Closing Balance	4 517	2 573	1 136	9 027	16 130	5 008	(1 785)	1 534	20 648	
<b>KZN282 uMhlathuze ( High )</b>										
Opening Balance	405 490	493 345	531 182	486 628	537 500	585 547	485 395	521 772	545 885	
Plus Receipts	330 282	206 000	228 754	256 023	247 114	183 087	237 965	201 185	296 940	
SubTotal	735 772	699 345	759 936	742 651	784 614	768 634	723 360	722 957	842 825	
Less Payments	242 427	168 163	273 308	205 151	199 067	283 239	201 588	177 072	199 825	
Closing Balance	493 345	531 182	486 628	537 500	585 547	485 395	521 772	545 885	643 000	
<b>KZN283 Ntambanana ( Low )</b>										
Opening Balance	21 252	55 345	53 222	43 882	44 009	55 165	49 603	44 122	41 023	
Plus Receipts	39 480	1 168	5 357	6 613	17 602	2 653	88	4 127	14 272	
SubTotal	60 732	56 513	58 579	50 494	61 611	57 818	49 691	48 250	55 295	
Less Payments	5 386	3 291	14 697	6 485	6 446	8 215	5 569	7 227	14 933	
Closing Balance	55 345	53 222	43 882	44 009	55 165	49 603	44 122	41 023	40 362	
<b>KZN284 uMlalazi ( Low )</b>										
Opening Balance	79 034	140 360	133 050	123 289	127 737	164 641	147 657	140 557	131 022	
Plus Receipts	96 869	15 187	20 028	26 531	60 599	10 737	13 942	12 720	88 414	
SubTotal	165 904	155 548	153 078	153 820	188 335	175 378	161 599	153 277	199 436	
Less Payments	25 543	22 498	29 789	24 063	23 695	27 721	21 042	22 255	27 989	
Closing Balance	140 360	133 050	123 289	127 737	164 641	147 657	140 557	131 022	171 447	
<b>KZN285 Mthonjaneni ( Low )</b>										
Opening Balance	71 054	95 815	95 850	95 465	100 598	113 432	111 627	104 952		
Plus Receipts	30 336	6 757	6 946	14 015	18 874	11 575	4 063	3 505		
SubTotal	101 390	102 572	102 795	109 479	119 473	125 007	115 690	108 457		
Less Payments	5 575	6 722	7 331	8 881	6 041	13 380	10 738	9 060		
Closing Balance	95 815	95 850	95 465	100 598	113 432	111 627	104 952	99 397		
<b>KZN286 Nkandla ( Medium )</b>										
Opening Balance	9 051	51 672	42 429	43 301	35 864	66 443	55 798	55 799		
Plus Receipts	56 760	1 678	14 428	8 900	39 663	11 486	2 461	6 552		
SubTotal	65 811	53 350	56 858	52 201	75 527	77 929	58 259	62 351		
Less Payments	14 139	10 920	13 557	16 337	9 083	22 131	2 461	23 699		
Closing Balance	51 672	42 429	43 301	35 864	66 443	55 798	55 799	38 652		
<b>DC28 uThungulu ( High )</b>										
Opening Balance	78 015	516 266	580 131	549 189	535 616	536 886	696 493	596 688	539 229	
Plus Receipts	846 364	187 024	108 910	183 762	169 581	485 736	152 637	125 636	347 791	
SubTotal	924 380	703 290	689 040	732 952	705 197	1 022 622	849 130	722 324	887 020	
Less Payments	408 114	123 159	139 851	197 336	168 372	326 129	252 442	183 095	165 753	
Closing Balance	516 266	580 131	549 189	535 616	536 886	696 493	596 688	539 229	721 268	
<b>KZN291 Mandeni ( Low )</b>										
Opening Balance	29 057	102 661	95 990	103 190	93 404	113 703	103 956	80 908	79 619	
Plus Receipts	87 424	4 553	22 255	7 369	38 715	14 365	3 519	4 096	58 874	
SubTotal	116 481	109 214	118 244	110 559	132 119	127 068	107 475	93 024	138 493	
Less Payments	13 820	13 225	15 054	17 155	19 476	23 111	18 547	13 405	18 588	
Closing Balance	102 661	95 990	103 190	93 404	112 703	103 956	88 928	79 619	119 904	



**KZN292 KwaDukuza ( High )**

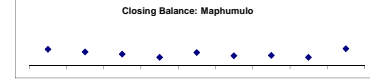
Opening Balance	540 391	573 582	563 040	546 200	553 152	561 240	547 175	550 616	535 823
Plus Receipts	128 373	104 416	101 648	112 980	108 188	121 545	112 435	80 956	160 684
SubTotal	668 764	677 998	664 688	659 180	661 319	682 785	659 610	631 572	696 507
Less Payments	95 183	114 958	118 488	106 029	100 080	135 610	108 994	95 749	111 095
Closing Balance	573 582	563 040	546 200	553 152	561 240	547 175	550 616	535 823	585 412


**KZN293 Ndwedwe ( Low )**


Opening Balance	76 667	131 973	124 100	120 461	114 111	127 071	115 898	111 241	104 091
Plus Receipts	64 062	2 554	9 671	3 475	2 189	2 803	569	3 308	68 143
SubTotal	140 730	134 526	133 771	123 936	116 001	129 874	116 468	114 549	172 234
Less Payments	8 757	10 426	12 310	9 825	8 929	13 976	5 227	10 458	12 495
Closing Balance	131 973	124 100	120 461	114 111	127 071	115 898	111 241	104 091	159 739


**KZN294 Maphumulo ( Medium )**

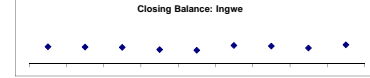
Opening Balance	15 693	47 060	39 255	32 709	24 114	37 575	28 501	29 417	24 232
Plus Receipts	46 529	12 848	7 148	14 287	38 177	12 422	14 928	9 518	70 658
SubTotal	62 222	59 908	46 403	46 996	62 291	50 197	43 429	38 935	94 891
Less Payments	35 162	20 654	13 694	22 881	24 717	21 696	14 012	14 702	46 223
Closing Balance	47 060	39 255	32 709	24 114	37 575	28 501	29 417	24 232	48 668


**DC29 iLembe ( Low )**

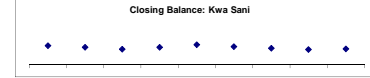
Opening Balance	36 719	85 020	101 028	38 527	51 765	167 520	69 080	42 452	30 372
Plus Receipts	212 541	69 437	20 580	84 183	197 162	60 367	(3 175)	43 373	138 300
SubTotal	249 260	154 457	121 608	122 710	248 926	227 888	65 905	85 825	168 672
Less Payments	164 240	53 429	83 081	70 945	81 406	158 807	23 453	55 454	9 454
Closing Balance	85 020	101 028	38 527	51 765	167 520	69 080	42 452	30 372	159 218


**KZN431 Ingwe ( Medium )**

Opening Balance	57 000	96 857	95 529	93 020	81 103	77 213	103 751	100 142	89 059
Plus Receipts	47 689	4 356	5 124	4 406	2 947	37 705	1 301	737	28 299
SubTotal	104 689	101 213	100 652	97 426	84 050	114 918	105 052	100 879	117 358
Less Payments	7 832	5 684	7 632	16 323	6 837	11 167	4 910	11 820	8 574
Closing Balance	96 857	95 529	93 020	81 103	77 213	103 751	100 142	89 059	108 784


**KZN432 Kwa Sani ( Low )**


Opening Balance	18 941	26 997	24 445	21 728	24 401	28 151	25 343	23 243	21 174
Plus Receipts	12 736	1 124	2 355	6 149	6 810	2 061	1 468	2 309	7 588
SubTotal	31 678	28 120	26 800	27 877	31 410	30 212	26 811	25 552	28 762
Less Payments	4 681	3 675	5 072	3 216	3 260	4 869	3 568	4 378	6 443
Closing Balance	26 997	24 445	21 728	24 601	28 151	25 343	23 243	21 174	22 318


**KZN433 Greater Kokstad ( Low )**

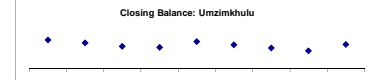
Opening Balance	52 716	74 862	78 062	106 535	108 360	120 227	117 534	115 933	112 530
Plus Receipts	47 203	27 374	50 521	21 479	32 856	16 901	15 672	16 490	29 901
SubTotal	99 919	102 236	128 583	128 014	141 217	137 128	133 207	132 423	142 431
Less Payments	25 057	24 174	22 048	19 654	20 990	19 593	17 274	19 893	21 765
Closing Balance	74 862	78 062	106 535	108 360	120 227	117 534	115 933	112 530	120 666


**KZN434 Ubuhlebezwe ( Low )**

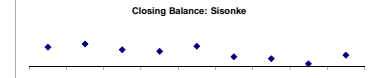
Opening Balance	20 411	(3 338)	(8 207)	(10 747)	24 602	10 575	21 604	9 829
Plus Receipts	58 915	3 040	9 220	7 344	55 767	30 594	28 999	6 152
SubTotal	58 915	23 451	5 883	(863)	45 020	55 197	39 574	27 756
Less Payments	38 504	26 788	14 090	9 884	20 417	44 622	17 970	17 927
Closing Balance	20 411	(3 338)	(8 207)	(10 747)	24 602	10 575	21 604	9 829


**KZN435 Umzimkhulu ( Medium )**

Opening Balance	94 283	159 639	143 108	124 123	118 592	151 598	133 223	114 744	99 145
Plus Receipts	99 896	6 349	10 320	16 289	53 028	1 243	1 627	1 777	58 722
SubTotal	194 179	165 988	153 428	140 413	171 619	152 841	134 850	116 521	157 867
Less Payments	34 539	22 880	29 306	21 820	20 022	19 618	20 106	17 377	23 848
Closing Balance	159 639	143 108	124 123	118 592	151 598	133 223	114 744	99 145	134 019


**DC43 Harry Gwala ( Low )**

Opening Balance	25 871	107 891	125 334	92 288	83 794	113 588	52 017	42 316	13 444
Plus Receipts	105 958	129 984	5 312	64 040	86 357	6 141	18 232	7 470	122 397
SubTotal	131 829	237 875	130 646	156 328	170 152	119 729	70 249	49 786	135 841
Less Payments	23 938	112 541	38 357	72 534	56 543	67 712	27 934	36 342	74 110
Closing Balance	107 891	125 334	92 288	83 794	113 588	52 017	42 316	13 444	61 731



**LP LIMPOPO**

**LIM331 Greater Giyani ( Low )**

Opening Balance	150 054	247 228	239 650	229 205	195 529	259 735	224 987	209 628	206 238
Plus Receipts	132 700	5 414	26 525	4 358	96 802	5 325	2 172	11 171	80 380
SubTotal	282 754	252 642	266 175	233 563	292 331	265 059	227 159	220 799	286 618
Less Payments	35 526	12 991	36 970	38 034	32 597	40 072	17 531	14 562	42 279
Closing Balance	247 228	239 650	229 205	195 529	259 735	224 987	209 628	206 238	244 339



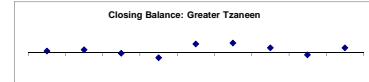
**LIM332 Greater Letaba ( Low )**

Opening Balance	94 519	193 374	165 217	142 964	117 781	149 428	146 154	129 724	102 192
Plus Receipts	115 460	3 910	2 184	3 834	57 997	23 742	2 728	3 000	91 569
SubTotal	209 979	197 284	167 401	146 799	174 678	173 170	148 882	132 724	193 761
Less Payments	16 404	32 067	24 437	20 017	25 450	27 016	19 158	30 532	26 475
Closing Balance	193 374	165 217	142 964	117 781	149 428	146 154	129 724	102 192	167 287



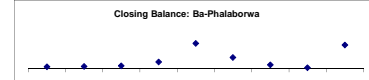
**LIM333 Greater Tzaneen ( High )**

Opening Balance	28 405	7 937	14 700	(4 585)	(30 224)	47 698	54 224	27 060	(13 889)
Plus Receipts	214 080	94 992	17 355	68 612	146 183	79 569	66 320	74 921	153 824
SubTotal	242 485	102 528	92 055	64 027	115 959	127 267	120 544	101 980	139 935
Less Payments	234 548	87 829	96 640	94 251	68 261	73 043	93 484	115 869	112 808
Closing Balance	7 937	14 700	(4 585)	(30 224)	47 698	54 224	27 060	(13 889)	27 127



**LIM334 Ba-Phalaborwa ( Medium )**

Opening Balance	1 852	2 412	2 827	3 510	9 022	35 775	15 694	5 191	1 150
Plus Receipts	76 349	17 676	17 732	29 188	51 948	22 877	19 196	15 962	60 951
SubTotal	78 201	20 088	20 559	32 699	60 970	58 652	34 890	21 153	62 101
Less Payments	75 788	17 262	17 048	23 677	25 195	42 958	29 699	20 004	28 485
Closing Balance	2 412	2 827	3 510	9 022	35 775	15 694	5 191	1 150	33 616



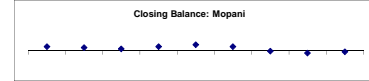
**LIM335 Maruleng ( Low )**

Opening Balance	42 184	84 622	78 946	72 579	78 987	95 050	83 366	77 794	71 834
Plus Receipts	58 388	3 084	4 750	15 635	34 284	3 828	3 106	6 244	49 315
SubTotal	100 572	87 706	83 696	88 213	113 271	98 878	86 472	84 038	121 149
Less Payments	15 950	8 760	11 118	9 227	18 221	15 512	8 679	12 204	9 299
Closing Balance	84 622	78 946	72 579	78 987	95 050	83 366	77 794	71 834	111 850



**DC33 Mopani ( Low )**

Opening Balance	7 865	242 391	186 700	113 484	243 266	351 175	237 771	(5 783)	(120 859)
Plus Receipts	267 637	1 423	2 414	254 632	210 631	2 390	452	6 101	165 019
SubTotal	275 493	243 814	189 114	368 116	453 897	353 566	238 224	319	36 160
Less Payments	33 102	57 114	75 429	124 850	102 722	115 796	244 006	129 178	82 466
Closing Balance	242 391	186 700	113 484	243 266	351 175	237 771	(5 783)	(128 859)	(46 307)



**LIM341 Musina ( Low )**

Opening Balance	773	6 502	1 774	1 385	1 518	2 033	293	1 085	1 721
Plus Receipts	48 073	16 052	12 886	16 544	21 069	30 058	17 152	17 702	35 162
SubTotal	48 846	22 554	14 660	17 929	22 587	32 091	17 445	18 787	36 883
Less Payments	42 343	20 780	13 275	16 410	20 555	31 798	16 360	17 066	15 282
Closing Balance	6 502	1 774	1 385	1 518	2 033	293	1 085	1 721	21 602



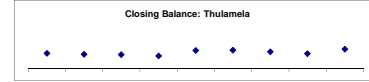
**LIM342 Mutale ( Low )**

Opening Balance		31 750	29 960	15 325	6 985	30 632	27 754	22 396	19 020
Plus Receipts	53 147	3 510	474	551	30 092	6 980	686	1 130	29 388
SubTotal	53 147	35 260	30 434	15 876	37 077	37 611	28 441	23 526	48 408
Less Payments	21 397	5 299	15 109	8 891	6 445	9 857	6 045	4 506	6 404
Closing Balance	31 750	29 960	15 325	6 985	30 632	27 754	22 396	19 020	42 003



**LIM343 Thulamela ( Medium )**

Opening Balance	313 267	427 234	398 354	386 220	351 518	505 400	512 252	466 780	412 088
Plus Receipts	156 091	9 969	25 363	26 759	187 107	64 258	7 794	19 041	185 504
SubTotal	469 358	437 202	423 716	412 979	538 625	569 658	520 046	485 820	597 592
Less Payments	42 124	38 849	37 496	61 461	33 225	57 406	52 266	37 372	57 985
Closing Balance	427 234	398 354	386 220	351 518	505 400	512 252	466 780	412 088	539 607



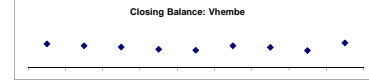
**LIM344 Makhado ( Medium )**

Opening Balance	46 996	179 137	191 063	168 884	136 866	192 221	141 936	126 573	107 148
Plus Receipts	163 759	71 461	36 909	30 725	150 888	74 306	32 449	34 526	61 596
SubTotal	210 755	250 598	227 970	199 609	287 754	266 527	174 384	161 099	168 744
Less Payments	31 618	59 537	59 086	62 742	95 533	124 591	48 011	53 951	60 999
Closing Balance	179 137	191 061	168 884	136 866	192 221	141 936	126 573	107 148	107 745



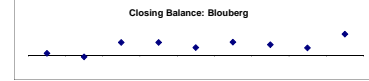
**DC34 Vhembe ( Low )**

Opening Balance	238 936	657 981	604 615	561 425	500 945	469 600	596 177	559 306	465 628
Plus Receipts	480 294	9 704	8 288	20 604	26 296	179 561	18 738	6 996	295 896
SubTotal	719 230	667 685	612 903	582 030	527 241	649 162	614 915	566 302	761 524
Less Payments	61 249	63 070	51 478	81 084	57 441	52 984	55 609	100 673	81 021
Closing Balance	657 981	604 615	561 425	500 945	469 600	596 177	559 306	465 628	680 503




**LIM351 Blouberg ( Low )**

Opening Balance	18 523	10 023	(4 369)	57 009	56 385	34 390	58 437	47 414	32 891
Plus Receipts	444	323	81 909	21 655	2 469	51 050	2 893	2 093	78 550
SubTotal	18 967	10 346	77 540	78 664	58 855	85 439	61 329	49 507	111 442
Less Payments	8 944	14 715	20 531	22 278	24 465	27 002	13 915	16 616	19 914
Closing Balance	10 023	(4 369)	57 009	56 385	34 390	58 437	47 414	32 891	91 528




**LIM352 Aganang ( Low )**

Opening Balance	51 960	47 010	34 655	21 729	70 456	63 625	58 113	48 838	74 756
Plus Receipts	59 788	1 603	807	59 955	1 062	1 052	1 420	41 625	80 935
SubTotal	111 748	48 613	35 462	81 684	71 518	64 677	59 533	90 463	155 691
Less Payments	7 828	6 553	13 814	11 228	7 893	6 563	10 695	15 607	24 735
Closing Balance	103 920	42 060	21 648	70 456	63 625	58 113	48 838	74 756	130 956




**LIM353 Molemole ( Low )**

Opening Balance	37 347	87 287	78 926	69 273	56 742	90 619	79 983	73 202	58 913
Plus Receipts	58 082	1 821	878	1 578	48 544	1 193	1 131	1 864	614
SubTotal	95 429	89 107	79 803	70 851	105 286	91 812	81 114	75 067	59 528
Less Payments	8 143	10 182	10 530	14 109	14 667	11 828	7 912	16 153	11 709
Closing Balance	87 287	78 926	69 273	56 742	90 619	79 983	73 202	58 913	47 819




**LIM354 Polokwane ( High )**

Opening Balance	292 836	426 304	341 372	282 354	282 667	301 855	245 466	202 261	160 220
Plus Receipts	518 395	140 409	190 843	389 824	228 383	326 056	145 454	337 433	476 596
SubTotal	811 231	566 713	532 215	672 177	611 050	627 910	390 920	539 694	636 817
Less Payments	384 927	225 341	249 861	289 510	309 195	382 444	188 660	379 474	248 101
Closing Balance	426 304	341 372	282 354	382 667	301 855	245 466	202 261	160 220	388 716



**LIM355 Lepelle-Nkumpi ( Low )**

Opening Balance	192 819	292 776	281 419	266 575	246 865	272 745	262 647	250 438	236 385
Plus Receipts	110 104	3 315	2 729	2 943	41 251	3 193	2 358	4 169	126 217
SubTotal	302 923	296 091	284 148	269 518	288 116	275 938	265 006	254 607	362 602
Less Payments	10 147	14 672	17 572	22 653	15 371	13 290	14 568	18 222	18 799
Closing Balance	292 776	281 419	266 575	246 865	272 745	262 647	250 438	236 385	343 804




**DC35 Capricorn ( Medium )**

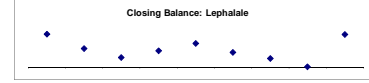
Opening Balance	238 328	453 222	411 717	360 936	373 706	458 313	347 508	322 101	239 037
Plus Receipts	276 991	11 688	12 977	103 349	136 460	(6 686)	21 609	(2 846)	267 856
SubTotal	515 319	464 910	424 695	464 305	510 167	451 628	369 116	319 255	

**LIM361 Thabazimbi ( Low )**


Opening Balance	2 935	14 755	10 233	12 505	4 671	5 649	(6 621)	9 077	(1 862)
Plus Receipts	30 283	10 799	20 254	11 830	24 461	9 979	15 699	14 527	20 178
SubTotal	33 218	25 554	30 487	24 335	29 133	15 628	9 077	23 604	18 316
Less Payments	18 463	15 321	17 982	19 664	23 484	22 249	25 666	25 466	21 571
Closing Balance	14 755	10 233	12 505	4 671	5 649	(6 621)	9 077	(1 862)	(3 255)

**LIM362 Lephalele ( Medium )**

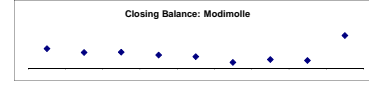
Opening Balance	88 598	56 531	32 044	16 311	27 832	40 480	25 434	14 681	465
Plus Receipts	88 598	23 385	21 822	52 099	58 637	23 780	24 901	31 348	90 726
SubTotal	88 598	79 916	53 866	68 410	86 469	64 261	50 335	46 028	91 191
Less Payments	32 067	47 873	37 555	40 578	45 989	38 827	35 665	45 563	35 387
Closing Balance	56 531	32 044	16 311	27 832	40 480	25 434	14 681	465	55 804

**LIM364 Mookgopong ( Medium )**

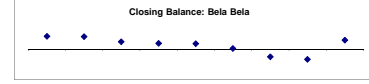
Opening Balance	432	31 975	36 934	30 275	35 534	37 794	39 275	29 412	24 970
Plus Receipts	38 704	17 806	4 982	20 552	15 099	17 454	5 035	12 471	13 320
SubTotal	39 136	49 781	41 916	50 828	50 634	55 447	44 310	41 883	38 290
Less Payments	7 161	12 847	11 641	15 293	12 840	16 172	14 898	16 913	10 860
Closing Balance	31 975	36 934	30 275	35 534	37 794	39 275	29 412	24 970	27 430

**LIM365 Modimolle ( Low )**

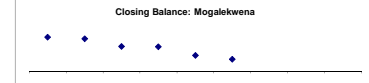
Opening Balance	13 503	27 870	22 471	22 685	18 947	16 716	8 196	12 407	11 204
Plus Receipts	53 768	16 696	19 816	21 271	40 873	16 612	21 314	14 188	69 185
SubTotal	67 271	44 566	42 287	43 956	59 820	33 328	29 511	26 596	80 388
Less Payments	39 401	22 095	19 602	25 009	43 104	25 132	17 103	15 392	33 968
Closing Balance	27 870	22 471	22 685	18 947	16 716	8 196	12 407	11 204	46 420

**LIM366 Bela Bela ( Medium )**

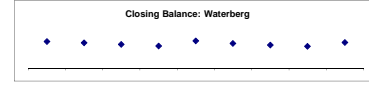
Opening Balance	56 465	18 178	19 566	23 767	42 115	19 301	18 883	10 291	76 606
Plus Receipts	56 465	48 014	48 534	40 982	56 265	32 164	20 994	(6 059)	54 038
SubTotal	26 629	19 047	31 319	26 831	43 402	30 053	37 343	16 509	32 616
Less Payments	29 836	28 967	17 215	14 151	12 863	2 111	(16 349)	(22 588)	21 422
Closing Balance	56 465	18 178	19 566	23 767	42 115	19 301	18 883	10 291	76 606

**LIM367 Mogalakwena ( Low )**


Opening Balance	524 537	701 573	671 798	515 812	509 214	336 219			
Plus Receipts	310 734	47 415	40 756	81 400	45 053	158 831			
SubTotal	835 271	748 988	712 554	597 212	574 267	495 049			
Less Payments	133 698	77 190	196 742	87 999	238 048	239 431			
Closing Balance	701 573	671 798	515 812	509 214	336 219	255 618			

**DC36 Waterberg ( Low )**


Opening Balance	115 429	155 235	147 949	139 485	130 760	159 740	144 159	135 558	128 320
Plus Receipts	46 983	903	1 987	1 952	38 990	2 643	908	1 628	35 750
SubTotal	162 412	156 138	149 936	141 437	169 750	162 383	145 066	137 187	164 070
Less Payments	7 178	8 189	10 450	10 677	10 010	18 225	9 508	8 866	14 503
Closing Balance	155 235	147 949	139 485	130 760	159 740	144 159	135 558	128 320	149 567

**LIM471 Ephraim Mogale ( Low )**


Opening Balance	62 148	61 085	55 974	64 872	92 013	91 892	85 924	81 100	
Plus Receipts	71 392	10 540	8 810	18 797	39 357	10 749	8 279	8 801	63 561
SubTotal	71 392	72 688	69 895	74 772	104 229	102 763	100 171	94 725	144 662
Less Payments	9 244	11 604	13 920	9 900	12 215	10 870	14 247	13 625	13 075
Closing Balance	62 148	61 085	55 974	64 872	92 013	91 892	85 924	81 100	131 587

**LIM472 Elias Motsaedi ( Medium )**

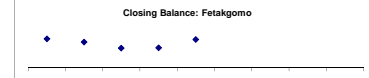
Opening Balance	24 567	131 520	94 258	89 637	61 879	120 504	86 808	62 812	52 827
Plus Receipts	131 374	37 502	17 247	15 979	100 928	15 476	15 322	62 514	65 850
SubTotal	155 941	169 022	111 504	105 616	162 807	135 980	102 129	125 326	118 677
Less Payments	24 421	74 765	21 867	43 737	42 304	49 172	39 318	72 499	25 981
Closing Balance	131 520	94 258	89 637	61 879	120 504	86 808	62 812	52 827	92 696

**LIM473 Makhudutamaga ( Low )**

Opening Balance	112 117	207 561	181 818	149 779	168 727	190 655	163 322	136 326	110 829
Plus Receipts	119 718	3 326	9 349	19 397	74 074	1 465	7 987	909	101 179
SubTotal	231 836	210 887	191 167	189 176	243 400	192 120	171 309	137 234	212 007
Less Payments	24 275	29 068	21 388	20 449	52 946	28 798	34 983	26 406	23 509
Closing Balance	207 561	181 818	169 779	168 727	190 655	163 322	136 326	110 829	188 499

**LIM474 Fetakgomo ( Low )**

Opening Balance	46 251	90 733	86 340	77 655	77 891				
Plus Receipts	33 922	3 566	1 363	8 468	20 640				
SubTotal	100 172	94 299	87 704	86 124	98 531				
Less Payments	9 440	7 958	10 049	8 232	8 803				
Closing Balance	90 733	86 340	77 655	77 891	89 728				

**LIM475 Greater Tubatse ( Low )**

Opening Balance	126 042	113 569	153 995	156 080	137 048	113 450	119 124	99 523	97 426
Plus Receipts	126 042	155 895	28 332	9 424	7 899	29 649	23 121	82 598	67 946
SubTotal	126 042	169 464	182 327	165 505	144 947	143 098	142 245	182 121	165 372
Less Payments	12 474	15 469	26 247	28 457	31 498	23 974	42 722	84 695	20 661
Closing Balance	113 569	153 995	156 080	137 048	113 450	119 124	99 523	97 426	144 711

**DC47 Sekhukhune ( High )**


Opening Balance	232 531	200 920	158 501	105 983	43 692	48 351	38 760		
Plus Receipts	232 531	6 655	5 422	11 961	82 791	200 623	11 304		
SubTotal	31 611	207 575	164 122	117 944	126 484	248 975	50 064		
Less Payments	31 611	49 074	58 139	74 252	78 132	210 215	77 111		
Closing Balance	200 920	158 501	105 983	43 692	48 351	38 760	(27 046)		



**MP MPUMALANGA**


**MP301 Albert Luthuli (Medium)**

Opening Balance	3 932	119 065	65 454	32 300	21 811	99 055	52 917	23 051	5 436
Plus Receipts	135 249	10 776	3 368	14 825	122 494	8 515	11 099	6 401	92 862
SubTotal	139 181	129 840	68 821	47 125	144 304	107 571	64 016	29 452	98 298
Less Payments	20 116	64 387	36 521	25 314	45 249	54 654	40 966	24 016	33 592
Closing Balance	119 065	65 454	32 300	21 811	99 055	52 917	23 051	5 436	64 706




**MP302 Msukaliwa (Low)**

Opening Balance	983	35 458	41 307	23 798	29 868	15 478	74 824	36 739	29 155
Plus Receipts	75 162	35 624	48 270	42 720	19 460	104 613	23 112	33 587	63 193
SubTotal	76 144	71 083	89 577	66 519	49 328	120 091	97 936	70 326	92 348
Less Payments	40 686	29 774	45 779	36 451	33 850	45 267	61 197	41 171	36 488
Closing Balance	35 458	41 307	23 798	29 868	15 478	74 824	36 739	29 155	55 860



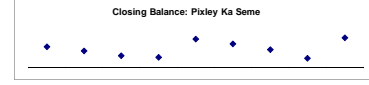
**MP303 Mkhondo (Low)**

Opening Balance	1 891	53 864	37 948	29 585	43 752	70 330	70 138	32 551	19 234
Plus Receipts	105 246	19 111	14 586	43 600	78 142	85 768	15 400	17 878	116 052
SubTotal	107 138	72 975	52 534	73 185	121 894	156 098	85 538	50 429	135 285
Less Payments	53 274	35 027	22 948	29 433	51 564	85 961	52 628	31 195	63 773
Closing Balance	53 864	37 948	29 585	43 752	70 330	70 138	32 551	19 234	71 513




**MP304 Pixley Ka Seme (MP) (Medium)**

Opening Balance	34 555	27 324	19 251	16 273	47 825	39 482	29 939	15 114
Plus Receipts	43 525	9 813	10 634	15 130	47 329	9 108	8 164	14 201
SubTotal	43 525	44 368	37 959	34 382	63 602	56 934	47 646	44 140
Less Payments	8 970	17 043	18 707	18 108	15 777	17 452	17 707	29 026
Closing Balance	34 555	27 324	19 251	16 273	47 825	39 482	29 939	15 114



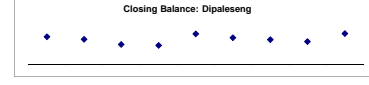
**MP305 Lekwa (Low)**

Opening Balance	63 609	51 767	43 370	33 531	4 203	14 449	15 347	1 269
Plus Receipts	130 114	36 588	75 318	55 620	93 715	78 226	44 049	30 250
SubTotal	193 723	88 355	118 688	89 151	97 918	92 674	59 396	31 518
Less Payments	141 956	44 965	85 157	84 948	83 530	77 327	58 128	37 223
Closing Balance	51 767	43 370	33 531	4 203	14 449	15 347	1 269	(5 705)



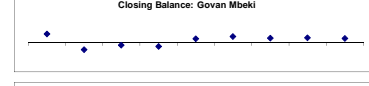
**MP306 Dipaleseng (Low)**

Opening Balance	22 580	46 440	42 274	33 578	31 876	51 803	45 105	41 641	38 610
Plus Receipts	38 054	6 079	4 427	12 523	29 928	7 997	5 780	8 361	25 578
SubTotal	40 634	52 519	48 761	46 101	61 804	59 799	50 885	50 002	44 188
Less Payments	14 196	10 246	15 182	14 226	10 001	14 694	9 244	11 392	11 780
Closing Balance	46 440	42 274	33 578	31 876	51 803	45 105	41 641	38 610	52 408



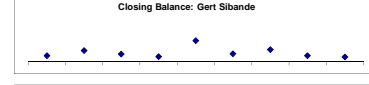
**MP307 Govan Mbeki (High)**

Opening Balance	15 732	45 534	(43 309)	(17 264)	(23 926)	19 398	31 730	22 022	24 247
Plus Receipts	213 704	74 852	130 683	122 298	198 191	115 151	93 536	112 004	177 424
SubTotal	229 436	120 386	87 374	105 034	174 265	134 549	125 266	134 026	201 671
Less Payments	183 902	163 696	104 637	128 960	154 868	102 818	103 245	109 779	181 135
Closing Balance	45 534	(43 309)	(17 264)	(23 926)	19 398	31 730	22 022	24 247	20 536



**DC30 Gert Sibande (Medium)**

Opening Balance	30 718	34 026	62 161	41 600	27 466	(119 923)	44 439	67 994	32 353
Plus Receipts	20 198	17 200	1 786	124 680	152 146	(50 862)	36 812	(17 540)	23 067
SubTotal	50 916	51 226	60 085	43 386	152 146	69 062	81 252	50 454	55 420
Less Payments	16 890	(10 935)	18 485	15 920	32 223	24 622	13 258	18 101	29 286
Closing Balance	34 026	62 161	41 600	27 466	119 923	44 439	67 994	32 353	26 134




**MP311 Victor Khanye (Medium)**

Opening Balance	25 628	82 906	133 826	142 257	129 340	127 022	167 850	207 376	243 026
Plus Receipts	84 487	80 746	39 844	12 859	133 654	208 132	234 225	257 398	42 271
SubTotal	110 115	163 652	173 671	155 116	262 994	335 154	402 075	464 774	285 297
Less Payments	27 209	29 825	31 413	25 776	135 972	167 304	194 499	221 348	24 279
Closing Balance	82 906	133 826	142 257	129 340	127 022	167 850	207 376	243 026	261 018



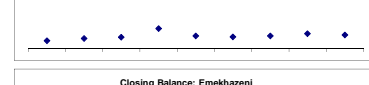
**MP312 Emalahleni (Mp) (High)**

Opening Balance	8 793	(36 148)	(27 899)	(68 472)	(67 335)	9 425	(25 610)	(4 358)	(6 322)
Plus Receipts	351 741	237 427	159 102	208 112	193 681	137 970	114 513	124 095	228 722
SubTotal	360 534	201 459	131 203	139 640	126 346	147 395	88 903	119 737	222 400
Less Payments	396 702	229 358	199 675	206 974	116 721	173 205	93 261	126 059	224 162
Closing Balance	(36 148)	(27 899)	(68 472)	(67 335)	9 425	(25 610)	(4 358)	(6 322)	(1 762)




**MP313 Steve Tshwete (High)**

Opening Balance	98 893	105 679	139 917	155 712	277 661	172 363	161 905	172 368	204 397
Plus Receipts	172 368	163 068	144 030	222 957	109 883	165 870	96 615	126 461	85 816
SubTotal	271 261	268 747	283 947	378 670	387 544	338 233	258 521	298 829	290 213
Less Payments	165 582	128 830	128 235	101 008	215 181	176 328	86 153	94 432	100 999
Closing Balance	105 679	139 917	155 712	277 661	172 363	161 905	172 368	204 397	189 213




**MP314 Emakhaseni (Low)**

Opening Balance	6 636	46 840	44 728	44 527	36 644	51 067	40 682	42 906	44 473
Plus Receipts	38 107	12 565	10 512	10 178	28 419	8 587	16 014	13 453	26 293
SubTotal	44 743	59 406	55 241	54 705	65 063	59 654	56 696	56 359	70 766
Less Payments	(2 097)	14 677	10 713	18 061	13 995	18 972	13 790	11 886	8 439
Closing Balance	46 840	44 728	44 527	36 644	51 067	40 682	42 906	44 473	62 326



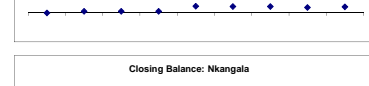
**MP315 Thembisile Hani (Low)**

Opening Balance	86 000	247 813	227 301	156 437	107 641	78 353	186 198	159 865	129 363
Plus Receipts	172 750	2 613	4 002	9 976	1 153	141 041	1 048	1 309	106 271
SubTotal	258 750	250 426	233 304	166 403	108 794	219 394	187 246	161 174	235 633
Less Payments	10 938	23 125	76 876	30 440	30 440	33 197	27 381	31 811	43 635
Closing Balance	247 813	227 301	156 427	107 641	78 353	186 198	159 865	129 363	191 998



**MP316 Dr J. S. Moroka (Low)**

Opening Balance	3 435	(21 047)	20 500	20 499	24 675	164 469	162 925	160 241	134 325
Plus Receipts	137 332	83 174	34 463	47 724	184 231	141 211	69 779	16 554	139 034
SubTotal	140 767	62 127	54 963	68 223	208 906	305 680	232 704	176 795	273 359
Less Payments	161 814	41 626	34 464	43 548	44 437	142 755	72 463	42 470	124 027
Closing Balance	(21 047)	20 500	20 499	24 675	164 469	162 925	160 241	134 325	149 332



**DC31 Nkangala (High)**

Opening Balance	432 380	547 299	533 731	518 073	491 029	584 045	589 641	567 343	547 540
Plus Receipts	140 551	6 223	3 177	1 016	13 750	37 128	2 146	2 031	89 361
SubTotal	572 931	553 522	536 908	519 089	604 779	621 173	591 788	569 374	636 901
Less Payments	25 632	19 790	18 835	28 060	20 734	31 532	24 445	21 833	32 798
Closing Balance	547 299	533 731	518 073	491 029	584 045	589 641	567 343	547 540	604 103




**MP321 Thaba Chweu (Low)**

Opening Balance	8 997	45 005	13 744	9 827	(21 614)	(14 878)	(20 622)	(19 435)	(29 215)
Plus Receipts	82 388	18 382	22 436	26 587	35 886	41 940	21 312	2	

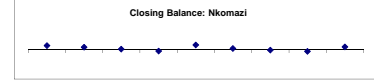
**MP323 Umjindi (Medium)**

Opening Balance	9 667	69 721	44 477	48 012	77 110	76 625	74 568	74 348	70 471
Plus Receipts	73 993	21 503	16 889	50 788	42 852	24 097	19 505	17 458	48 350
SubTotal	83 660	91 224	61 366	98 800	119 961	100 722	94 073	91 806	118 821
Less Payments	13 939	46 747	13 354	21 691	43 336	26 153	19 725	21 336	33 587
Closing Balance	69 721	44 477	48 012	77 110	76 625	74 568	74 348	70 471	85 233



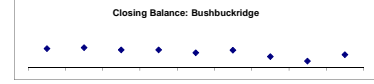
**MP324 Nkomazi (Medium)**

Opening Balance	33 418	107 657	58 020	9 452	(45 354)	122 459	27 695	(19 975)	(59 853)
Plus Receipts	311 409	35 842	39 117	46 176	254 495	28 345	23 231	39 807	238 762
SubTotal	344 828	143 500	97 137	55 628	209 141	150 804	50 926	19 832	178 909
Less Payments	237 171	85 480	87 686	100 962	86 682	123 109	70 900	79 465	111 469
Closing Balance	107 657	58 020	9 452	(45 354)	122 459	27 695	(19 975)	(59 853)	67 439



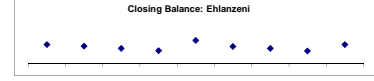
**MP325 Bushbuckridge (Low)**

Opening Balance	213 519	527 346	554 701	498 235	495 650	411 206	486 702	305 174	177 380
Plus Receipts	445 272	115 951	9 700	144 507	8 334	196 909	4 645	6 901	300 460
SubTotal	678 792	643 297	564 401	642 742	503 984	608 115	491 347	312 075	477 840
Less Payments	151 446	88 596	66 166	147 093	92 777	121 413	186 173	134 695	121 912
Closing Balance	527 346	554 701	498 235	495 650	411 206	486 702	305 174	177 380	355 929



**DC32 Ehlazeni (High)**


Opening Balance	23 354	106 714	96 600	83 704	71 199	129 926	95 840	84 529	68 849
Plus Receipts	95 466	1 423	558	508	72 732	759	582	551	54 882
SubTotal	118 820	108 137	97 158	84 213	143 930	130 684	96 422	84 880	123 731
Less Payments	12 105	11 537	13 454	13 014	14 005	34 844	12 093	16 031	16 662
Closing Balance	106 714	96 600	83 704	71 199	129 926	95 840	84 529	68 849	107 069



NC NORTHERN CAPE

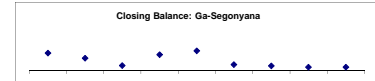
NC451 Joe Morolong ( Low )

Opening Balance	2 014	58 327	13 080	5 140	52 316	42 688	2 102	30 726	29 444
Plus Receipts	111 400	7 151	9 878	65 658	43 913	5 735	27 860	5 183	71 118
SubTotal	113 414	65 478	22 958	70 798	96 229	48 423	29 962	35 909	100 562
Less Payments	55 087	52 398	17 818	18 482	53 542	46 321	(764)	6 465	27 615
Closing Balance	58 327	13 080	5 140	52 316	42 688	2 102	30 726	29 444	72 946



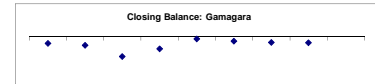
NC452 Ga-Segonyana ( Medium )

Opening Balance	1 305	49 310	34 500	13 606	45 126	55 479	16 238	12 973	9 176
Plus Receipts	89 299	16 636	18 803	40 004	48 257	6 450	15 805	28 581	61 033
SubTotal	89 604	65 947	53 303	53 610	93 383	61 930	32 043	41 553	70 209
Less Payments	40 294	31 447	39 497	28 484	37 903	45 692	19 070	32 378	46 506
Closing Balance	49 310	34 500	13 606	45 126	55 479	16 238	12 973	9 176	9 176



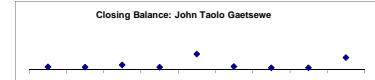
NC453 Gamagara ( Medium )

Opening Balance	(18 407)	(23 721)	(54 111)	(34 285)	(5 891)	(12 035)	(16 285)	(16 285)	(16 285)
Plus Receipts	14 458	6 971	234	42 774	65 632	23 515	17 295	36 247	36 247
SubTotal	14 458	(11 436)	(23 486)	(13 337)	31 347	11 623	5 261	19 962	19 962
Less Payments	32 864	12 285	32 624	20 949	37 238	29 658	21 545	36 307	36 307
Closing Balance	(18 407)	(23 721)	(54 111)	(34 285)	(5 891)	(12 035)	(16 285)	(16 345)	(16 345)




DC45 John Taolo Gaetsewe ( Medium )

Opening Balance	2 987	3 703	3 449	6 453	3 473	22 168	4 093	2 392	2 366
Plus Receipts	33 339	1 563	128	1 180	29 443	2 622	2 401	1 063	18 637
SubTotal	36 326	5 266	3 577	7 633	32 916	24 791	6 494	3 455	21 003
Less Payments	32 623	1 817	(2 876)	4 140	10 748	20 698	4 102	1 090	4 199
Closing Balance	3 703	3 449	6 453	3 473	22 168	4 093	2 392	2 366	16 804



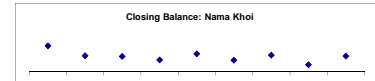
NC061 Richtersveld ( Medium )

Opening Balance	502	186	325	2 170	2 833	811	691	120	520
Plus Receipts	12 262	2 763	4 516	5 502	6 691	3 833	6 776	2 685	6 525
SubTotal	12 764	2 949	4 841	7 672	9 524	4 644	7 467	2 804	7 045
Less Payments	12 578	2 623	2 671	4 839	8 712	3 954	7 347	2 285	6 728
Closing Balance	186	325	2 170	2 833	811	691	120	520	316




NC062 Nama Khoi ( Medium )

Opening Balance	6 828	14 494	9 039	8 606	6 513	10 158	6 450	9 381	3 810
Plus Receipts	38 766	18 181	19 386	20 077	21 792	27 817	13 782	13 934	27 173
SubTotal	45 594	32 677	28 425	28 683	28 305	37 974	20 231	23 315	30 984
Less Payments	30 898	23 838	19 819	18 148	18 148	31 524	10 850	19 504	22 185
Closing Balance	14 696	9 039	8 606	6 513	10 158	6 450	9 381	3 810	8 799



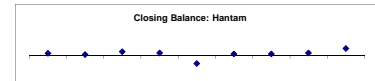
NC064 Kamiesberg ( Low )

Opening Balance	136	766	(2 843)	(4 995)	(5 240)	(5 274)	(5 224)	(5 149)	(5 201)
Plus Receipts	15 523	5 077	3 571	6 764	6 564	4 770	3 227	2 993	10 711
SubTotal	15 659	5 843	728	1 769	1 323	(503)	(1 999)	(2 156)	5 510
Less Payments	14 893	8 686	5 723	7 010	6 597	4 722	3 150	3 045	10 755
Closing Balance	766	(2 843)	(4 995)	(5 240)	(5 274)	(5 228)	(5 149)	(5 201)	(5 245)



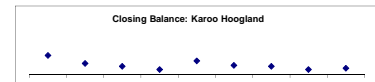
NC065 Hantam ( Low )

Opening Balance	1 201	940	319	1 978	1 104	(4 784)	632	593	1 232
Plus Receipts	15 076	3 624	3 809	3 274	15 243	3 084	3 339	5 161	12 825
SubTotal	16 277	4 564	4 128	5 252	16 347	(1 700)	3 971	5 754	14 057
Less Payments	15 337	4 245	2 150	4 148	21 130	(2 332)	3 378	4 522	10 352
Closing Balance	940	319	1 978	1 104	(4 784)	632	593	1 232	3 705




NC066 Karoo Hoogland ( Medium )

Opening Balance	2 319	10 704	6 033	4 406	2 595	7 458	4 888	4 334	2 610
Plus Receipts	12 040	2 460	2 444	2 982	11 800	2 182	2 814	1 984	6 566
SubTotal	14 359	13 163	8 477	7 388	14 395	9 640	7 701	6 318	9 176
Less Payments	3 665	7 131	4 071	4 792	6 737	4 753	3 368	3 707	5 866
Closing Balance	10 704	6 033	4 406	2 595	7 458	4 888	4 334	2 610	3 310




NC067 Khai-Ma ( Low )

Opening Balance	786	9 373	7 432	7 898	6 277	6 144	8 786	8 539	6 131
Plus Receipts	14 093	1 795	3 672	1 208	2 489	6 889	1 949	3 724	6 266
SubTotal	14 879	11 169	11 104	9 106	8 766	13 033	10 735	12 263	12 397
Less Payments	5 506	3 737	3 206	2 829	2 623	4 247	2 197	6 132	5 384
Closing Balance	9 373	7 432	7 898	6 277	6 144	8 786	8 539	6 131	7 013




DC6 Namakwa ( Medium )

Opening Balance	1 312	8 279	2 598	543	5 273	12 394	(1 535)	122	1 928
Plus Receipts	19 486	802	8 890	10 109	13 993	4 592	10 484	10 490	15 069
SubTotal	20 799	9 081	11 488	10 652	19 265	16 986	8 948	10 612	16 997
Less Payments	12 520	6 483	10 945	5 379	6 872	18 521	8 826	8 684	5 277
Closing Balance	8 279	2 598	543	5 273	12 394	12 222	1 122	1 928	11 720




NC071 Ubuntu ( Medium )

Opening Balance	336	7 533	932	(1 060)	292	5 006	2 911	(340)	(340)
Plus Receipts	6 213	1 371	1 599	1 568	(3)	2 332	1 464	(1 928)	(1 928)
SubTotal	6 549	8 904	2 531	508	289	7 338	4 375	(2 269)	(2 269)
Less Payments	(964)	7 972	3 591	216	(4 717)	4 427	4 715	12 007	12 007
Closing Balance	7 533	932	(1 060)	292	5 006	2 911	(340)	(14 276)	(14 276)



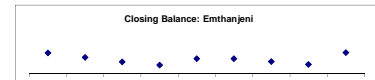
NC072 Umsobomvu ( Low )

Opening Balance	18 448	27 000	22 307	16 434	20 356	30 046	34 488	23 418	30 093
Plus Receipts	23 345	11 497	13 186	16 724	23 507	18 770	5 947	11 715	34 892
SubTotal	41 813	38 497	35 493	35 159	43 863	48 816	40 435	35 133	64 985
Less Payments	14 813	16 190	19 058	14 803	13 817	14 327	17 017	5 040	27 877
Closing Balance	27 000	22 307	16 434	20 356	30 046	34 488	23 418	30 093	37 108




NC073 Emthanjeni ( Medium )

Opening Balance	1 595	28 655	22 579	15 966	11 552	20 635	20 781	16 617	12 573
Plus Receipts	43 209	10 260	11 396	12 022	24 185	14 309	10 553	12 100	32 019
SubTotal	44 804	38 915	33 975	27 987	35 737	34 944	31 334	28 717	44 592
Less Payments	16 150	16 336	18 009	16 435	15 103	14 163	14 717	16 144	15 511
Closing Balance	28 655	22 579	15 966	11 552	20 635	20 781	16 617	12 573	29 081




NC074 Kareeberg ( Medium )

Opening Balance	22 869	32 321	31 626	31 044	30 675	34 426	31 362	30 564	29 130
Plus Receipts	24 645	4 525	3 332	7 080	15 353	2 364	3 440	2 306	13 355
SubTotal	47 514	36 846	34 958	38 124	46 028	36 790	34 802	32 870	42 484
Less Payments	15 193	5 220	3 915	7 448	11 602	5 428	4 238	3 741	9 529
Closing Balance	32 321	31 626	31 044	30 675	34 426	31 362	30 564	29 130	32 955



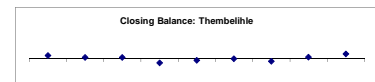
NC075 Renosterberg ( Medium )

Opening Balance	4 982	8 198	10 651	8 066	15 591	14 832	19 363	18 243	16 955
Plus Receipts	5 894	4 182	520	10 423	690	6 045	427	427	2 424
SubTotal	10 877	12 380	11 171	18 489	16 281	20 876	19 790	18 671	19 379
Less Payments	2 679	1 729	3 105	2 898	1 450	1 513	1 547	1 715	1 481
Closing Balance	8 198	10 651	8 066	15 591	14 832	19 363	18 243	16 955	17 898



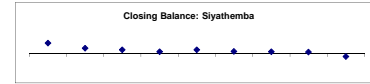
NC076 Thembelihle ( Low )

Opening Balance	555	3 152	1 157	1 239	(5 049)	(2 214)	(328)	(3 195)	1 510
Plus Receipts	15 489	1 848	4 928	2 538	10 005	10 358	7 047	10 633	7 733
SubTotal	16 045	5 000	6 084	3 777	4 956	8 144	6 719	7 438	9 243
Less Payments	12 892	3 843	4 845	8 826	7 170	8 471	9 914	5 927	4 213
Closing Balance	3 152	1 157	1 239	(5 049)	(2 214)	(328)	(3 195)	1 510	5 031



**NC077 Siyathemba (Medium)**

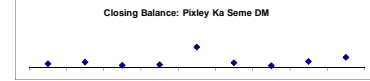
Opening Balance	(1 580)	28 541	13 800	9 715	4 401	9 270	4 884	4 173	2 736
Plus Receipts	36 752	(7 489)	3 388	3 065	11 894	4 051	4 223	3 766	3 899
SubTotal	35 172	21 053	17 188	12 780	16 296	13 321	9 107	7 939	6 635
Less Payments	6 631	7 253	7 473	8 379	7 025	8 437	4 935	5 202	16 186
Closing Balance	28 541	13 800	9 715	4 401	9 270	4 884	4 173	2 736	(9 551)

**NC078 Siyancoma (Medium)**

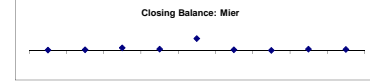
Opening Balance	522	(8 512)	(9 529)	(15 582)	(14 395)	(11 606)	(13 232)	(12 659)
Plus Receipts	18 013	4 362	4 815	4 155	11 390	12 988	48	8 868
SubTotal	18 013	4 484	(3 698)	(5 374)	(4 192)	(1 408)	(11 558)	(4 365)
Less Payments	17 491	13 395	5 833	10 208	10 203	10 198	1 674	8 294
Closing Balance	522	(8 512)	(9 529)	(15 582)	(14 395)	(11 606)	(13 232)	(12 659)

**DCT Pixley Ka Seme (Nc) (Medium)**

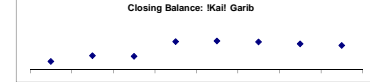
Opening Balance	280	99	151	59	78	579	135	53	169
Plus Receipts	24 293	5 182	4 588	4 688	17 121	7 781	4 336	6 318	14 419
SubTotal	24 573	5 281	4 739	4 747	17 199	8 359	4 471	6 371	14 588
Less Payments	24 433	5 130	4 679	4 669	16 621	8 224	4 418	6 202	14 303
Closing Balance	99	151	59	78	579	135	53	169	285

**NC081 Mier (Low)**

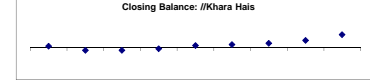
Opening Balance	53	56	142	717	310	3 357	111	(11)	284
Plus Receipts	2 561	2 428	3 220	3 218	7 937	(1 264)	5 909	3 150	3 165
SubTotal	2 615	2 484	3 362	3 935	8 247	2 093	6 020	3 139	3 450
Less Payments	2 559	2 342	2 645	3 625	4 890	1 982	6 031	2 855	3 192
Closing Balance	56	142	717	310	3 357	111	(11)	284	258

**NC082 IKail Garib (Low)**

Opening Balance	55 287	40 287	69 061	66 132	137 542	139 591	135 464	126 483	118 695
Plus Receipts	55 287	82 955	84 660	89 214	159 717	149 107	149 635	137 087	148 043
SubTotal	15 001	13 894	18 529	(48 327)	20 126	13 644	23 153	18 392	21 002
Less Payments	40 287	69 061	66 132	137 542	139 591	135 464	126 483	118 695	127 041

**NC083 /Khara Hals (Medium)**

Opening Balance	(4 897)	2 976	(7 738)	(7 705)	(3 770)	4 316	6 827	9 973	16 983
Plus Receipts	57 883	39 402	38 352	41 622	54 658	41 387	46 807	40 904	54 534
SubTotal	52 986	42 578	30 614	33 917	50 888	45 703	53 634	50 877	71 517
Less Payments	50 010	50 316	38 379	37 486	46 572	38 876	43 661	33 914	40 313
Closing Balance	2 976	(7 738)	(7 705)	(3 770)	4 316	6 827	9 973	16 983	31 204

**NC084 IKheis (Low)**

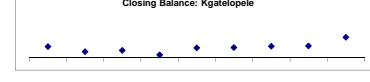
Opening Balance	16 746	14 868	19 180	22 356	30 589	28 799	27 456	25 454
Plus Receipts	20 145	1 341	6 722	6 237	10 978	1 316	1 051	1 350
SubTotal	20 145	18 087	21 589	25 418	33 334	31 905	29 851	28 806
Less Payments	3 399	3 219	2 409	3 062	2 745	3 106	2 395	3 352
Closing Balance	16 746	14 868	19 180	22 356	30 589	28 799	27 456	25 454

**NC085 Tsantsabane (Low)**

Opening Balance	1 847	13 894	8 203	9 230	14 210	17 907	10 572	2 198	6 160
Plus Receipts	29 118	5 809	10 215	29 495	18 966	7 951	5 405	13 919	25 261
SubTotal	30 965	19 703	18 418	38 725	33 177	25 858	15 976	16 117	31 421
Less Payments	17 071	11 500	9 187	24 515	15 270	15 286	13 778	9 957	20 701
Closing Balance	13 894	8 203	9 230	14 210	17 907	10 572	2 198	6 160	10 720

**NC086 Kgatelopele (Low)**


Opening Balance	383	15 979	8 859	10 469	4 385	14 034	14 722	16 714	17 191
Plus Receipts	19 762	3 014	6 545	2 811	13 036	2 723	4 085	3 064	16 274
SubTotal	20 145	18 993	15 403	13 280	17 421	16 757	18 807	19 778	33 465
Less Payments	4 166	10 135	4 934	8 895	3 387	2 036	2 093	2 587	4 177
Closing Balance	15 979	8 859	10 469	4 385	14 034	14 722	16 714	17 191	29 288

**DC9 Z F Magawu (Medium)**


Opening Balance	105	18 155	18 489	10 041	3 589	15 018	5 899	5 976	7 393
Plus Receipts	23 790	484	565	1 110	17 724	6 536	3 577	3 516	13 189
SubTotal	23 895	18 638	19 054	11 151	21 313	21 554	9 476	9 492	20 582
Less Payments	5 740	150	9 013	7 562	6 295	15 655	3 500	2 099	5 416
Closing Balance	18 155	18 489	10 041	3 589	15 018	5 899	5 976	7 393	15 166

**NC091 Sol Plaatje (High)**

Opening Balance	275 457	302 229	299 154	255 486	243 457	250 704	311 526	331 815	316 580
Plus Receipts	145 179	94 943	101 512	129 896	112 691	170 299	154 480	106 267	125 287
SubTotal	420 636	397 171	400 666	385 383	356 148	421 003	466 007	438 082	441 866
Less Payments	118 407	98 017	145 180	141 926	105 443	109 477	134 192	121 502	88 664
Closing Balance	302 229	299 154	255 486	243 457	250 704	311 526	331 815	316 580	353 202

**NC092 Dikgatong (Low)**

Opening Balance	37 212	12 043	7 149	2 269	3 167	17 981	25 660
Plus Receipts	37 212	17 062	9 745	8 333	23 903	33 923	30 314
SubTotal	25 169	9 913	7 476	5 166	5 922	8 263	5 604
Less Payments	12 043	7 149	2 269	3 167	17 981	25 660	24 709

**NC093 Magareng (Low)**

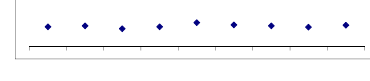
Opening Balance	880	7 824	5 245	2 914	5 084	11 234	9 914	2 648	337
Plus Receipts	10 614	1 317	4 674	7 069	12 208	4 567	2 110	1 588	10 789
SubTotal	11 553	9 141	9 920	9 983	17 292	15 801	12 024	4 236	11 126
Less Payments	3 729	3 895	7 005	4 899	6 058	2 887	9 377	3 899	10 079
Closing Balance	7 824	5 245	2 914	5 084	11 234	9 914	2 648	337	1 047

**NC094 Phokwane (Medium)**

Opening Balance	55 257	110 080	94 750	95 978	82 099	104 786	93 853	88 362	77 885
Plus Receipts	64 248	12 728	12 488	13 223	37 253	12 719	16 644	11 288	32 931
SubTotal	119 506	122 808	107 239	109 201	119 352	117 505	110 517	99 650	110 817
Less Payments	9 426	28 058	11 260	27 102	14 566	23 652	22 155	21 765	27 295
Closing Balance	110 080	94 750	95 978	82 099	104 786	93 853	88 362	77 885	83 522

**DC9 Frances Baard (Medium)**

Opening Balance	87 934	113 450	118 905	102 404	111 906	137 227	124 390	117 791	111 415
Plus Receipts	41 535	578	733	7 387	34 001	304	977	663	26 385
SubTotal	129 469	114 028	119 638	109 791	145 907	137 531	125 367	118 454	137 800
Less Payments	16 019	(4 878)	17 234	(2 115)	8 681	13 141	7 576	7 039	15 112
Closing Balance	113 450	118 905	102 404	111 906	137 227	124 390	117 791	111 415	122 688





**NW NORTH WEST**

**NW371 Moretele ( Low )**

Opening Balance	4 156	(2 795)	15 419	15 421	770	18 705	311	41 055	8 350
Plus Receipts	26 863	66 386	24 290	25 960	77 858	38 482	69 364	10 482	70 016
SubTotal	31 019	63 590	39 710	41 381	78 628	57 186	69 675	51 537	78 366
Less Payments	33 814	48 171	24 289	40 611	59 923	56 876	28 620	43 187	39 186
Closing Balance	(2 795)	15 419	15 421	770	18 705	311	41 055	8 350	39 180




**NW372 Madibeng ( High )**

Opening Balance	23 081	206 174	179 002	128 819	87 474	138 923	66 683	45 108	22 044
Plus Receipts	409 508	68 025	62 412	100 196	227 776	66 036	84 086	78 386	265 359
SubTotal	432 589	274 200	241 414	229 014	315 250	204 960	150 769	123 494	387 403
Less Payments	226 414	95 107	112 596	141 540	176 327	132 277	105 641	101 451	155 813
Closing Balance	206 174	179 002	128 819	87 474	138 923	66 683	45 108	22 044	231 590



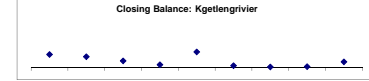
**NW373 Rustenburg ( High )**

Opening Balance	476 030	943 469	720 996	695 020	687 446	710 857	469 566	598 163	526 957
Plus Receipts	597 430	241 721	218 515	381 206	199 498	182 001	264 945	192 252	543 606
SubTotal	1 073 461	1 185 190	939 512	1 076 227	886 944	892 858	734 511	790 415	1 070 564
Less Payments	129 992	464 193	244 491	388 781	176 807	423 292	136 348	263 458	293 156
Closing Balance	943 469	720 996	695 020	687 446	710 857	469 566	598 163	526 957	777 407



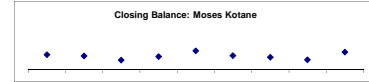
**NW374 Kgetlengrivier ( Low )**

Opening Balance	2 026	17 078	14 143	8 351	3 406	20 259	2 355	383	965
Plus Receipts	53 911	8 664	7 772	8 422	23 609	4 885	6 279	7 267	36 398
SubTotal	55 937	25 741	21 915	16 774	27 015	25 144	8 633	7 650	37 363
Less Payments	38 859	11 599	13 563	13 368	6 756	22 790	8 251	6 685	30 009
Closing Balance	17 078	14 143	8 351	3 406	20 259	2 355	383	965	7 353



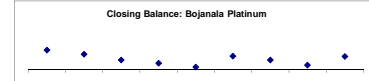
**NW375 Moses Kotane ( Medium )**

Opening Balance	85 483	210 907	194 606	132 299	183 955	265 112	195 808	172 457	136 102
Plus Receipts	177 265	27 648	6 328	98 707	123 994	6 905	22 184	24 430	175 660
SubTotal	262 748	238 555	200 934	231 006	307 949	272 017	217 991	196 887	311 762
Less Payments	51 841	43 949	68 635	47 052	42 838	76 210	45 535	60 785	62 414
Closing Balance	210 907	194 606	132 299	183 955	265 112	195 808	172 457	136 102	249 348



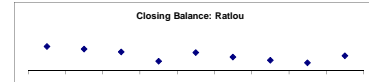
**DC37 Bojanala Platinum ( High )**

Opening Balance	5 036	108 276	85 364	53 343	34 214	13 494	74 250	53 123	24 283
Plus Receipts	127 026	416	2 370	327	393	96 340	14	3 179	75 248
SubTotal	132 062	108 892	87 734	53 670	34 607	108 834	74 264	56 302	99 531
Less Payments	23 786	23 528	34 391	19 456	22 113	34 584	21 140	32 020	27 597
Closing Balance	108 276	85 364	53 343	34 214	12 494	74 250	53 123	24 283	71 934



**NW381 Ratlou ( Low )**

Opening Balance	29 853	69 043	61 679	53 379	27 322	52 027	39 308	29 673	22 518
Plus Receipts	134 232	1 567	1 558	1 276	44 487	775	464	1 138	38 522
SubTotal	164 085	70 610	63 237	54 655	71 808	52 802	39 773	30 811	61 040
Less Payments	95 042	8 931	9 858	27 333	19 781	13 493	10 100	8 293	18 326
Closing Balance	69 043	61 679	53 379	27 322	52 027	39 308	29 673	22 518	42 714



**NW382 Tswaing ( Low )**

Opening Balance	636	21 593	27 559	13 746	7 377	2 371	1 508	3 671	1 721
Plus Receipts	55 626	19 826	4 834	5 975	5 424	5 454	16 774	5 379	35 609
SubTotal	56 262	41 419	32 393	19 721	12 801	7 825	18 283	9 050	37 329
Less Payments	34 669	13 860	18 647	12 344	10 429	6 317	14 612	7 329	26 718
Closing Balance	21 593	27 559	13 746	7 377	2 371	1 508	3 671	1 721	10 612



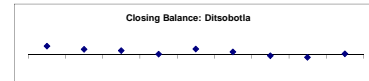
**NW383 Mafikeng ( Low )**

Opening Balance	165 137	248 336	230 559	199 775	193 133	262 959	244 783	243 797	238 879
Plus Receipts	120 192	23 523	10 793	39 472	124 708	29 140	21 561	21 039	108 605
SubTotal	285 329	271 859	241 353	239 247	317 840	292 099	266 344	264 836	347 484
Less Payments	36 993	41 299	41 578	46 114	54 881	47 316	22 547	25 957	72 590
Closing Balance	248 336	230 559	199 775	193 133	262 959	244 783	243 797	238 879	274 894



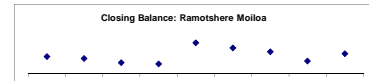
**NW384 Ditsobotla ( Low )**

Opening Balance	605	24 742	15 645	11 935	2 184	16 567	7 963	(2 979)	(6 989)
Plus Receipts	53 051	13 122	17 496	8 778	41 045	12 947	16 884	15 633	45 617
SubTotal	53 656	37 864	33 341	20 713	43 228	29 513	24 847	12 655	38 628
Less Payments	28 913	22 219	21 406	18 530	26 662	21 550	27 826	19 643	36 275
Closing Balance	24 742	15 645	11 935	2 184	16 567	7 963	(2 979)	(6 989)	2 352



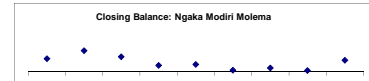
**NW385 Ramotshere Moiloa ( Low )**

Opening Balance	17 949	46 827	41 356	29 078	25 544	85 647	70 821	59 859	34 101
Plus Receipts	86 609	11 655	23 599	26 463	89 825	13 862	7 068	11 781	44 570
SubTotal	104 558	58 482	64 955	55 541	115 368	99 509	77 889	71 640	78 671
Less Payments	57 731	17 126	35 877	29 998	29 721	28 688	18 031	37 539	23 640
Closing Balance	46 827	41 356	29 078	25 544	85 647	70 821	59 859	34 101	55 031




**DC38 Ngaka Modiri Molema ( Low )**

Opening Balance	7 100	74 612	120 685	86 017	36 491	42 381	9 129	21 733	7 856
Plus Receipts	216 252	137 476	7 177	13 884	50 900	46 963	69 269	26 677	140 283
SubTotal	223 352	212 088	127 862	99 901	87 391	89 344	78 398	48 410	148 139
Less Payments	148 740	91 403	41 845	63 410	45 010	80 215	56 665	40 554	82 584
Closing Balance	74 612	120 685	86 017	36 491	42 381	9 129	21 733	7 856	65 555




**NW392 Naledi (Nw) ( Low )**

Opening Balance	1 285	9 394	6 617	5 018	5 718	7 760	9 997	8 211	6 930
Plus Receipts	33 266	24 064	27 270	35 989	27 189	28 989	11 819	23 780	57 360
SubTotal	34 551	33 459	33 887	41 007	32 907	36 749	21 816	31 992	64 290
Less Payments	25 158	26 843	28 869	35 289	25 147	26 752	13 605	25 062	27 438
Closing Balance	9 394	6 617	5 018	5 718	7 760	9 997	8 211	6 930	36 852



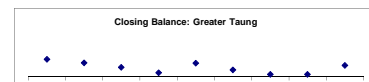
**NW393 Mamusa ( Medium )**

Opening Balance	865	8 779	3 445	(174)	395	5 923	(4 555)	1 277	(1 600)
Plus Receipts	35 353	5 255	6 851	6 625	17 029	8 159	13 466	5 320	21 969
SubTotal	36 218	14 034	10 295	6 451	17 424	14 081	8 912	6 597	20 369
Less Payments	27 439	10 589	10 470	6 056	11 501	18 636	7 634	8 196	16 761
Closing Balance	8 779	3 445	(174)	395	5 923	(4 555)	1 277	(1 600)	3 608



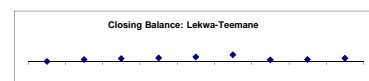
**NW394 Greater Taung ( Medium )**

Opening Balance	3 623	49 635	39 121	26 826	10 967	38 431	19 733	6 425	6 753
Plus Receipts	92 992	3 361	4 647	4 647	40 606	1 008	915	16 358	74 608
SubTotal	96 616	52 996	43 767	28 773	51 573	39 439	20 648	22 783	81 361
Less Payments	46 981	13 875	16 941	17 806	13 143	19 706	14 223	16 030	49 035
Closing Balance	49 635	39 121	26 826	10 967	38 431	19 733	6 425	6 753	32 327



**NW396 Lekwa-Teemane ( Low )**

Opening Balance	469	(151)	5 010	7 608	9 497	12 953	19 117	4 767	5 265
Plus Receipts	19 198	20 024	13 125	8 228	12 773	25 827	4 914	14 667	19 342
SubTotal	19 667	19 873	18 136	15 836	22 270	38 780	24 031	19 434	24 607
Less Payments	19 819	14 862	10 528	6 339	9 318	19 663	19 264	14 170	15 932
Closing Balance	(151)	5 010	7 608	9 497	12 953	19 117	4 767	5 265	8 674



**NW397 Kagisano-Molopo ( Low )**

Opening Balance	13 734	56 416	36 773	34 604	34 473	56 053	40 820	38 404	27 853
Plus Receipts	67 621	563	11 374	14 348	34 579	177	4 966	2 490	34 948
SubTotal	81 355	56 979	48 148	48 952	69 052	56 230	45 786	40 893	62 801
Less Payments	24 939	20 205	13 543	14 479	13 000	15 410	7 382	13 040	8 676
Closing Balance	56 416	36 773	34 604	34 473	56 053	40 820	38 404	27 853	54 125



**DC39 Dr Ruth Segomotsi Mompoti ( Medium )**

Opening Balance	3 516	55 544	76	1 928	989	144	44 029	3 006	3 683
Plus Receipts	192 032	5 330	24 081	60 095	78 815	91 505	74 978	48 202	137 415
SubTotal	195 548	60 873	24 157	62 023	79 804	91 649	119 007	51 209	141 098
Less Payments	140 005	60 797	22 229	61 034	79 660	47 620	116 001	47 525	119 275
Closing Balance	55 544	76	1 928	989	144	44 029	3 006	3 683	21 823

**NW401 Ventersdorp ( Medium )**

Opening Balance	613	12 379	14 589	7 782	9 975	11 207	5 824	3 506	
Plus Receipts	38 542	13 141	7 383	8 976	15 456	4 188	12 169	14 288	
SubTotal	39 155	25 520	21 973	16 758	25 431	17 395	17 993	17 794	
Less Payments	26 777	10 931	14 191	6 783	14 224	11 571	14 487	13 033	
Closing Balance	12 379	14 589	7 782	9 975	11 207	5 824	3 506	4 760	

**NW402 Tlokwe ( High )**

Opening Balance	376 600	390 574	471 775	462 334	416 575	396 678	345 605	348 631	
Plus Receipts	94 199	203 567	102 019	86 922	129 936	77 405	85 415	168 012	
SubTotal	470 799	594 141	573 793	549 256	546 512	474 283	431 020	516 642	
Less Payments	80 225	122 367	111 459	132 681	149 834	128 677	82 390	111 270	
Closing Balance	390 574	471 775	462 334	416 575	396 678	345 605	348 631	405 372	

**NW403 City Of Matlosana ( High )**

Opening Balance	38 200	127 752	103 377	86 502	77 141	133 042	109 243	121 348	84 645
Plus Receipts	291 176	119 228	132 147	126 836	227 864	145 333	145 582	106 652	228 452
SubTotal	329 376	246 980	235 525	213 338	305 005	278 375	254 825	228 000	313 097
Less Payments	201 624	143 603	149 022	136 197	171 963	169 131	133 477	143 356	208 548
Closing Balance	127 752	103 377	86 502	77 141	133 042	109 243	121 348	84 645	104 549


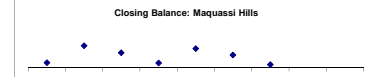


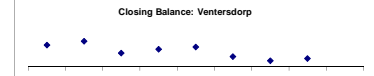

**NW404 Maquasssi Hills ( Medium )**

Opening Balance	655	289	1 253	861	278	1 090	736		
Plus Receipts	72 198	23 930	31 265	41 017	53 287	44 766	18 676		
SubTotal	72 854	24 219	32 519	41 878	53 565	45 856	19 412		
Less Payments	72 565	22 966	31 657	41 600	52 476	45 121	19 230		
Closing Balance	289	1 253	861	278	1 090	736	182		

**DC40 Dr Kenneth Kaunda ( Medium )**


Opening Balance	139 233	196 290	186 095	154 281	136 903	164 859	140 929	121 092	98 636
Plus Receipts	73 558	1 396	552	426	56 235	281	361	368	45 605
SubTotal	212 792	197 686	186 647	154 707	193 138	165 141	141 290	121 460	144 241
Less Payments	16 501	11 590	32 366	17 803	28 278	24 212	20 198	22 823	25 409
Closing Balance	196 290	186 095	154 281	136 903	164 859	140 929	121 092	98 636	118 833

**Closing Balance: Dr Ruth Segomotsi Mompoti**




**WC WESTERN CAPE**  
**CPT Cape Town (High)**

Opening Balance	6 555 667	6 516 780	6 600 932	5 814 343	6 311 621	6 492 167	6 626 975	6 549 629	6 753 441
Plus Receipts	3 891 451	2 787 620	2 211 435	2 893 031	3 024 091	3 234 226	2 043 116	2 474 924	4 806 996
SubTotal	10 447 119	9 304 400	8 812 366	8 707 374	9 335 712	9 726 393	8 670 091	9 024 553	11 560 436
Less Payments	3 930 339	2 703 468	2 998 023	2 395 754	2 843 545	3 099 418	2 120 462	2 270 781	2 856 505
Closing Balance	6 516 780	6 600 932	5 814 343	6 311 621	6 492 167	6 626 975	6 549 629	6 753 441	8 703 931



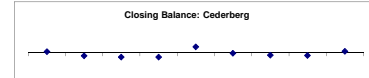
**WC011 Matzikama (Medium)**

Opening Balance	10 733	21 343	25 728	19 949	29 968	41 659	30 951	29 184	25 213
Plus Receipts	45 229	18 476	23 690	30 776	33 567	16 920	18 294	19 447	34 160
SubTotal	55 962	39 819	49 419	50 725	63 536	58 580	49 245	48 631	59 374
Less Payments	34 619	14 091	29 469	20 757	21 876	27 429	20 661	23 618	25 261
Closing Balance	21 343	25 728	19 949	29 968	41 659	30 951	29 184	25 213	34 093




**WC012 Cederberg (Low)**

Opening Balance	525	1 010	(3 854)	(5 356)	(5 249)	6 307	(995)	(3 016)	(3 606)
Plus Receipts	31 282	22 157	23 062	32 956	35 302	14 041	12 748	17 523	24 693
SubTotal	31 807	23 167	19 208	27 600	30 053	20 349	11 754	14 507	21 087
Less Payments	30 797	27 021	24 564	32 849	23 746	21 343	14 769	18 114	19 807
Closing Balance	1 010	(3 854)	(5 356)	(5 249)	6 307	(995)	(3 016)	(3 606)	1 279



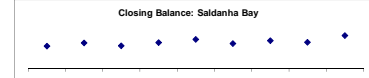
**WC013 Bergrivier (Medium)**

Opening Balance	48 344	40 881	50 318	61 002	57 241	61 843	54 436	52 775	60 180
Plus Receipts	27 750	33 802	29 605	25 993	27 717	31 421	21 399	45 430	40 112
SubTotal	76 094	74 683	79 923	86 995	84 958	93 264	75 835	98 205	100 292
Less Payments	35 213	24 365	18 921	29 754	23 116	38 827	23 060	38 025	34 962
Closing Balance	40 881	50 318	61 002	57 241	61 843	54 436	52 775	60 180	65 330



**WC014 Saldanha Bay (High)**

Opening Balance	395 599	424 686	442 851	426 468	444 073	462 688	438 708	454 826	446 973
Plus Receipts	95 521	74 875	70 911	86 686	68 505	92 017	73 676	69 712	142 694
SubTotal	491 120	499 560	513 762	513 154	512 578	554 705	512 384	524 538	589 667
Less Payments	46 434	56 370	87 293	49 081	49 890	115 997	57 558	77 566	105 720
Closing Balance	424 686	442 851	426 468	444 073	462 688	438 708	454 826	446 973	483 946



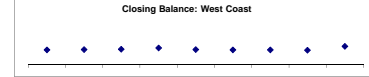
**WC015 Swartland (Medium)**

Opening Balance	132 430	11 450	14 407	13 566	17 460	14 208	17 228	27 436	25 958
Plus Receipts	201 854	57 793	63 296	70 328	86 981	84 217	59 542	62 180	106 827
SubTotal	334 284	69 243	77 703	83 894	104 441	98 425	76 770	89 616	132 785
Less Payments	313 834	54 836	64 137	66 434	90 133	81 297	49 334	63 658	97 714
Closing Balance	11 450	14 407	13 566	17 460	14 308	17 228	27 436	25 958	35 071



**DC1 West Coast (Medium)**

Opening Balance	198 967	199 491	205 585	212 146	228 446	205 457	199 354	202 492	197 541
Plus Receipts	82 611	95 929	66 642	44 186	43 685	82 526	66 534	34 814	94 519
SubTotal	281 579	295 420	272 227	256 332	272 131	287 983	265 888	237 306	292 060
Less Payments	82 088	51 835	60 080	27 886	66 674	88 629	63 396	39 765	40 590
Closing Balance	199 491	205 585	212 146	228 446	205 457	199 354	202 492	197 541	251 470



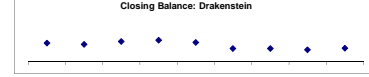
**WC022 Witzenberg (Low)**

Opening Balance	62 383	79 357	85 667	82 287	98 191	110 266	103 204	99 786	105 651
Plus Receipts	67 857	39 441	42 786	50 310	57 094	28 503	32 851	41 083	64 007
SubTotal	130 240	118 798	128 453	132 597	155 285	138 769	136 055	140 869	169 658
Less Payments	50 882	33 131	46 166	34 405	45 019	35 564	36 269	35 218	28 586
Closing Balance	79 357	85 667	82 287	98 191	110 266	103 204	99 786	105 651	141 072




**WC023 Drakenstein (High)**

Opening Balance	124 164	258 038	236 805	277 781	299 416	264 244	178 762	178 190	159 962
Plus Receipts	211 431	82 174	213 701	163 813	131 804	155 208	109 079	116 516	196 395
SubTotal	335 596	340 212	450 506	441 594	431 219	419 452	287 861	294 706	356 357
Less Payments	211 431	103 408	132 725	142 178	166 976	240 670	109 671	134 714	171 910
Closing Balance	258 038	236 805	277 781	299 416	264 244	178 762	178 190	159 962	184 447



**WC024 Stellenbosch (High)**

Opening Balance	603 636	689 856	689 414	676 512	714 254	723 507	697 530	702 414	711 876
Plus Receipts	197 196	107 273	116 265	154 152	178 839	219 560	145 832	84 398	177 818
SubTotal	800 832	797 129	805 679	830 664	893 093	943 067	843 361	786 812	889 694
Less Payments	110 976	107 716	178 167	116 410	169 586	245 537	140 947	74 936	107 232
Closing Balance	689 856	689 414	627 512	714 254	723 507	697 530	702 414	711 876	782 461



**WC025 Breede Valley (High)**

Opening Balance	136 931	165 973	154 531	112 617	122 166	148 209	137 274	151 875	142 272
Plus Receipts	105 689	66 605	67 612	76 145	88 014	46 774	73 547	62 212	105 033
SubTotal	242 620	232 578	222 143	188 762	210 180	194 983	210 821	214 086	247 306
Less Payments	76 647	78 047	109 526	66 596	61 971	57 709	58 947	71 814	100 366
Closing Balance	165 973	154 531	112 617	122 166	148 209	137 274	151 875	142 272	146 940



**WC026 Langeberg (Medium)**

Opening Balance	82 634	100 869	93 878	79 166	90 939	95 955	91 778	82 359	95 497
Plus Receipts	73 049	41 405	38 414	50 676	54 816	45 198	41 005	62 313	73 722
SubTotal	155 682	142 274	132 292	129 842	145 755	141 152	132 783	144 672	169 219
Less Payments	54 813	48 397	53 126	38 903	49 801	49 375	50 424	49 175	63 801
Closing Balance	100 869	93 878	79 166	90 939	95 955	91 778	82 359	95 497	105 418



**DC2 Cape Winelands DM (Medium)**

Opening Balance	504 118	599 620	580 772	574 175	553 277	536 943	598 102	604 423	574 056
Plus Receipts	113 506	4 480	20 681	4 676	4 957	100 026	33 659	3 755	70 536
SubTotal	617 625	604 100	601 453	578 851	558 234	637 668	631 762	608 177	644 592
Less Payments	18 004	23 338	27 279	25 574	31 392	29 566	27 339	34 122	42 472
Closing Balance	599 620	580 772	574 175	553 277	526 843	598 102	604 423	574 056	602 119




**WC031 Theewaterskloof (Medium)**

Opening Balance	78 295	98 890	104 312	113 275	99 391	111 066	101 695	96 181	98 592
Plus Receipts	59 825	37 056	57 483	67 552	49 428	33 956	52 655	38 757	79 230
SubTotal	138 120	135 946	161 795	180 827	148 820	145 022	154 350	134 938	177 822
Less Payments	39 230	31 634	48 520	81 435	37 753	43 328	58 168	36 346	55 902
Closing Balance	98 890	104 312	113 275	99 391	111 066	101 695	96 181	98 592	121 920



**WC032 Overstrand (High)**

Opening Balance	104 987	164 228	167 782	153 831	157 993	176 434	151 990	163 469	177 583
Plus Receipts	62 086	72 037	82 931	74 213	94 918	79 208	67 838	81 622	99 708
SubTotal	167 072	236 265	250 713	228 044	252 911	255 642	219 827	245 091	277 291
Less Payments	2 844	68 483	96 882	70 051	76 477	103 652	56 359	67 508	73 787
Closing Balance	164 228	167 782	153 831	157 993	176 434	151 990	163 469	177 583	203 504




**WC033 Cape Agulhas (Low)**

Opening Balance	16 263	25 790	29 632	26 173	31 549	41 337	34 563	38 464	36 923
Plus Receipts	30 843	20 375	18 531	26 004	31 722	14 858	14 544	15 794	20 735
SubTotal	47 106	46 166	48 164	52 177	63 271	56 195	49 107	54 259	57 658
Less Payments	21 316	16 533	21 990	20 628	21 934	21 632	10 643	17 335	17 346
Closing Balance	25 790								

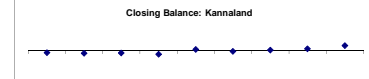
**DC3 Overberg (Medium)**

Opening Balance	14 358	29 133	30 198	28 707	32 714	34 441	34 001	41 150	33 469
Plus Receipts	22 456	12 247	17 243	18 235	19 663	5 471	19 413	7 615	12 125
SubTotal	36 815	41 380	47 441	46 942	52 376	39 912	53 414	48 766	45 595
Less Payments	7 682	11 182	18 734	14 228	17 935	5 910	12 264	15 297	27 812
Closing Balance	29 133	30 198	28 707	32 714	34 441	34 001	41 150	33 469	17 783



**WC041 Kannaland (Medium)**

Opening Balance	(311)	(6 853)	(9 040)	(7 531)	(11 643)	2 020	(5 504)	430	4 232
Plus Receipts	1 642	1 065	12 436	102	18 705	4 772	6 544	6 921	13 258
SubTotal	1 331	(5 788)	3 396	(7 429)	7 062	6 792	3 041	7 351	17 491
Less Payments	8 185	3 252	10 927	4 214	5 043	10 296	2 611	3 119	4 620
Closing Balance	(6 853)	(9 040)	(7 531)	(11 643)	2 020	(3 504)	430	4 232	12 871




**WC042 Hessequa (Medium)**

Opening Balance	136 700	147 390	150 959	178 100	183 355	187 968	170 922	162 583	168 135
Plus Receipts	48 762	28 497	58 739	37 324	36 282	26 359	27 649	31 040	55 156
SubTotal	185 462	175 887	209 698	215 424	219 636	214 327	198 572	193 623	223 291
Less Payments	38 072	24 928	31 598	32 070	31 668	43 405	36 008	25 488	28 799
Closing Balance	147 390	150 959	178 100	183 355	187 968	170 922	162 583	168 135	194 492



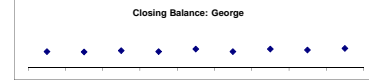
**WC043 Mossel Bay (High)**

Opening Balance	319 252	346 565	347 604	356 128	349 775	370 641	361 359	362 007	358 907
Plus Receipts	231 983	52 851	52 387	75 467	42 755	74 021	52 287	41 013	54 102
SubTotal	551 235	399 416	399 991	431 595	392 529	444 662	413 646	403 020	413 009
Less Payments	204 670	51 812	43 863	81 820	21 888	83 302	51 639	44 114	45 162
Closing Balance	346 565	347 604	356 128	349 775	370 641	361 359	362 007	358 907	367 847



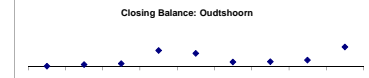
**WC044 George (High)**

Opening Balance	345 881	456 666	439 857	483 851	452 817	525 490	448 185	525 113	500 474
Plus Receipts	308 449	97 409	159 101	134 997	313 709	94 031	173 490	100 717	183 171
SubTotal	654 329	554 075	598 958	618 848	766 526	619 522	621 675	625 829	683 645
Less Payments	197 664	114 218	115 107	166 031	241 036	171 336	96 563	125 355	137 582
Closing Balance	456 666	439 857	483 851	452 817	525 490	448 185	525 113	500 474	546 063



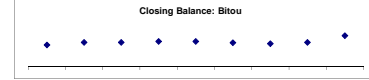
**WC045 Oudtshoorn (Medium)**

Opening Balance	828	852	3 214	4 789	23 310	19 228	6 901	7 570	9 567
Plus Receipts	42 342	18 569	39 272	50 780	44 235	69 173	38 559	33 026	84 481
SubTotal	43 170	19 501	42 486	55 569	67 545	88 401	45 460	40 597	94 048
Less Payments	42 319	16 287	37 498	22 259	48 318	81 501	37 890	31 029	45 314
Closing Balance	852	3 214	4 789	23 310	19 228	6 901	7 570	9 567	28 735



**WC047 Bitou (Medium)**

Opening Balance	98 628	120 674	133 994	135 458	140 093	139 776	133 339	127 709	134 315
Plus Receipts	74 366	51 261	45 667	48 156	49 339	47 400	31 999	38 479	72 481
SubTotal	172 994	172 135	179 661	183 614	189 432	187 176	165 338	166 188	206 796
Less Payments	52 120	38 141	44 203	43 521	49 655	53 837	37 629	31 872	33 419
Closing Balance	120 874	133 994	135 458	140 093	139 776	133 339	127 709	134 315	173 377



**WC048 Knysna (Medium)**

Opening Balance	60 898	69 802	57 615	78 063	88 860	112 459	111 182	107 625	105 141
Plus Receipts	77 620	48 522	85 612	64 877	84 211	68 326	47 190	50 549	75 916
SubTotal	138 518	118 325	143 227	142 941	173 071	180 785	158 372	158 174	181 057
Less Payments	68 715	60 710	65 164	54 081	60 612	69 603	50 746	53 034	52 993
Closing Balance	69 802	57 615	78 063	88 860	112 459	111 182	107 625	105 141	128 064



**DC4 Eden (Medium)**

Opening Balance	103 680	175 684	172 630	161 511	11 824	70 103	59 497	28 860	15 993
Plus Receipts	174 428	150 207	111 731	37 813	77 125	3 772	(20 198)	2 406	73 971
SubTotal	278 107	325 891	284 360	199 325	88 949	73 875	39 299	31 266	89 964
Less Payments	102 423	153 261	122 849	187 501	18 846	14 379	10 439	15 273	27 099
Closing Balance	175 684	172 630	161 511	11 824	70 103	59 497	28 860	15 993	62 865




**WC051 Laingsburg (Medium)**

Opening Balance	15 161	27 948	26 246	18 123	23 136	21 889	30 548	29 987	28 932
Plus Receipts	18 052	6 298	3 872	9 764	11 092	6 677	2 450	6 957	13 163
SubTotal	33 213	34 146	30 119	27 877	34 228	28 566	33 218	36 943	42 095
Less Payments	5 365	7 900	11 996	4 741	12 339	(2 002)	3 231	8 011	12 376
Closing Balance	27 848	26 246	18 123	23 136	21 889	30 568	29 987	28 932	29 719




**WC052 Prince Albert (Medium)**

Opening Balance	10 829	23 996	23 373	21 998	20 371	25 666	26 703	24 560	
Plus Receipts	18 395	2 704	2 540	2 497	10 686	4 346	(127)	2 099	
SubTotal	29 224	26 700	25 912	24 495	31 058	30 012	26 576	26 659	
Less Payments	5 229	3 328	3 915	4 123	5 392	3 309	2 017	2 332	
Closing Balance	23 996	23 373	21 998	20 371	25 666	26 703	24 560	24 327	




**WC053 Beaufort West (Medium)**

Opening Balance	13 116	40 757	36 070	53 452	54 879	63 606	54 246	48 817	46 241
Plus Receipts	39 888	13 907	35 473	21 698	36 177	15 462	11 983	18 469	40 267
SubTotal	52 975	54 664	71 542	75 150	91 055	79 068	66 228	67 286	86 509
Less Payments	12 217	18 595	18 090	20 272	27 449	24 822	17 411	21 044	23 530
Closing Balance	40 757	36 070	53 452	54 879	63 606	54 246	48 817	46 241	62 979



**DC5 Central Karoo (Medium)**

Opening Balance	10 201	16 624	7 301	7 217	12 500	10 382	11 317	7 987	6 110
Plus Receipts	12 485	6 458	4 934	11 914	15 675	6 869	2 725	12 584	10 703
SubTotal	22 686	23 082	12 235	19 131	28 175	17 251	14 042	20 570	16 812
Less Payments	4 063	15 780	5 018	4 621	17 794	5 934	4 055	14 461	11 028
Closing Balance	16 624	7 301	7 217	12 500	10 382	11 317	7 987	6 110	5 785



Source: National Treasury Local Government Database