








Cash Flow Summary for Financial Year End - 2024

R thousand	July	Aug	Sept	Oct	Nov	Dec
EC EASTERN CAPE						
BUF Buffalo City (High)						
Opening Balance	479 818	975 204	1 101 578	833 069	1 429 333	1 549 476
Plus Receipts	942 959	902 593	599 738	1 285 774	815 007	1 209 928
Sub Total	1 622 777	1 877 797	1 701 315	2 118 843	2 244 340	2 759 403
Less Payments	-417 573	-776 219	-862 265	-489 508	-496 864	-493 241
Closing Balance	975 204	1 101 578	833 069	1 429 333	1 549 476	2 066 163
NMA Nelson Mandela Bay (High)						
Opening Balance		3 421 782	4 283 607	4 007 237	3 320 451	4 138 171
Plus Receipts	3 086 661	3 434 410	621 131	-10 792 036	6 561 292	91 192
Sub Total	3 086 661	3 765 191	4 904 738	4 386 445	759 159	4 229 363
Less Payments	-335 121	-518 416	-897 501	-535 652	82 300	-56 553
Closing Balance	3 421 782	4 283 607	4 007 237	-7 320 451	-676 858	4 172 810
EC101 Dr Beyers Naude (Low)						
Opening Balance	996	64 206	85 573	90 763	103 447	104 639
Plus Receipts	82 236	39 404	36 955	31 507	25 995	68 511
Sub Total	81 232	103 609	122 478	122 271	129 442	173 151
Less Payments	-17 026	-18 036	-31 715	-18 824	-24 803	-30 193
Closing Balance	64 206	85 573	90 763	103 447	104 639	142 958
EC102 Blue Crane Route (Low)						
Opening Balance		35 802	35 557	47 348	52 767	69 109
Plus Receipts	36 707		13 865	12 365	12 334	35 996
Sub Total	36 707	35 802	48 423	60 133	65 301	105 104
Less Payments	-905	-245	-1 075	-7 166	-4 911	-4 940
Closing Balance	35 802	35 557	47 348	52 767	58 389	100 164
EC104 Makana (Medium)						
Opening Balance	45 050	97 448	100 811	100 811	69 528	41 484
Plus Receipts	58 076	3 343		26 355	8 370	28 407
Sub Total	123 126	100 811	100 811	127 166	77 897	69 891
Less Payments	-25 658			-57 639	-36 413	-53 152
Closing Balance	97 468	100 811	100 811	69 528	41 484	16 740
EC105 Ndlambe (Low)						
Opening Balance	43 992	41 790	36 199	110 181	123 563	84 704
Plus Receipts	44 922	54 189	138 744	71 748	33 640	93 596
Sub Total	108 914	95 979	174 943	181 930	157 204	178 299
Less Payments	-70 367	-59 780	-64 761	-58 366	-72 500	-73 050
Closing Balance	38 546	36 199	110 181	123 563	84 704	105 249
EC106 Sundays River Valley (Medium)						
Opening Balance	4 367	16 529	30 932	7 015	-20 226	-46 736
Plus Receipts	46 964	27 780	20 345	6 896	7 512	
Sub Total	51 331	44 309	51 278	14 001	-12 714	-46 736
Less Payments	-38 802	-13 377	-44 263	-34 227	-34 022	57
Closing Balance	16 529	30 932	7 015	-20 226	-46 736	-46 679
EC108 Kouga (Medium)						
Opening Balance		168 604	297 082	514 715	620 814	743 838
Plus Receipts	106 341	57 985	51 866	56 873	53 617	108 281
Sub Total	106 341	226 589	348 947	570 988	674 430	852 119
Less Payments	-42 264	-70 492	-67 222	-49 836	-64 407	-48 422
Closing Balance	168 604	297 082	409 180	620 814	743 838	900 540
EC109 Kou-Kamma (Medium)						
Opening Balance	36 412	47 112	36 282	10 551	-12 151	-26 830
Plus Receipts	27 065	10 223	7 718	6 052	16 910	28 907
Sub Total	63 477	57 335	44 000	16 603	4 759	2 077
Less Payments	-15 263	-3 908	-25 487	-12 865	-26 511	-13 056
Closing Balance	48 214	54 527	18 513	3 738	-15 751	-14 978
DC10 Sarah Baartman (Medium)						
Opening Balance		3 835	3 455	3 108	2 718	2 447
Plus Receipts		3 835	3 855	3 108	2 718	2 447
Sub Total		3 835	3 855	3 108	2 718	2 447
Less Payments		3 835	3 800	3 400	2 718	2 447
Closing Balance		3 835	3 455	3 108	2 718	2 447
EC121 Mhhashe (Low)						
Opening Balance	34 181	34 182	34 182	31 476	33 123	34 915
Plus Receipts			-2 706	1 647	1 791	1 936
Sub Total	34 181	34 182	31 476	33 123	34 915	36 841
Less Payments						
Closing Balance	34 181	34 182	31 476	33 123	34 915	36 841
EC122 Mngoma (Medium)						
Opening Balance		985 662	1 179 921	1 352 608	1 317 532	1 327 311
Plus Receipts	1 018 936	37 524	210 443	6 195	85 392	776 347
Sub Total	1 018 936	1 023 186	1 390 365	1 358 803	1 372 924	2 106 658
Less Payments	-33 274	-37 504	-37 777	-41 271	-45 613	-39 935
Closing Balance	985 662	985 682	1 352 608	1 317 532	1 327 311	2 066 722
EC123 Great Kei (Low)						
Opening Balance		13 249	58 597	43 344	76 456	99 488
Plus Receipts	22 525	21 209	19 934	22 372	41 270	23 952
Sub Total	22 525	34 458	78 521	85 635	117 726	123 440
Less Payments	9 277	-9 418	-15 379	-9 180	-18 389	-20 453
Closing Balance	13 249	25 040	63 142	76 456	99 337	102 987
EC124 Amathithi (Low)						
Opening Balance		24 061	24 470	-22 343	-12 783	-5 921
Plus Receipts	8 359		46 733	9 480	6 862	5 666
Sub Total	8 359	24 061	-22 263	-12 783	-5 921	-255
Less Payments		409				
Closing Balance	8 359	24 470	-22 263	-12 783	-5 921	-255
EC126 Ngqushwa (Medium)						
Opening Balance	67 048	66 945	67 666	24 394	35 815	40 243
Plus Receipts		-43 787	11 467	3 969	3 969	14 236
Sub Total	67 048	23 158	79 133	28 363	39 784	54 479
Less Payments	-103	721	514	-46	459	5
Closing Balance	66 945	67 666	79 133	28 363	39 784	54 484
EC129 Raymond Mhlaba (Low)						
Opening Balance	9 713	-32 843	-62 215	-127 038	-182 332	-193 762
Plus Receipts		-34 956	-1 459	-1 459	15 006	27 215
Sub Total	9 713	-32 843	-97 171	-128 497	-167 326	-166 547
Less Payments	-42 556	-29 372	-29 866	-53 835	-26 436	-97 536
Closing Balance	-32 843	-62 215	-127 038	-182 332	-193 762	-264 083



Cash Flow Summary for Financial Year End - 2024

R thousand	July	Aug	Sept	Oct	Nov	Dec
DC12 Amathole (High)						
Opening Balance		-8 477	-37 268	25 144	-71 374	-93 234
Plus Receipts	54 344	71 868	140 720	51 277	125 221	85 341
Sub Total	54 344	63 390	103 453	76 421	53 947	-7 893
Less Payments	43 022	100 458	-78 309	-147 795	-147 181	-99 565
Closing Balance	8 677	37 268	25 144	-71 374	-93 234	-107 458
EC131 Inxuba Yethemba (Low)						
Opening Balance	47	-12 288	-15 390	-23 682	-39 089	-48 398
Plus Receipts	31 552	13 164	24 257	18 157	11 424	38 507
Sub Total	31 599	876	8 867	-5 525	-27 665	-9 891
Less Payments	43 887	-16 266	-32 548	-33 565	-20 733	-24 128
Closing Balance	-12 288	-15 390	-23 682	-39 089	-48 398	-34 019
EC135 Intsika Yethu (Low)						
Opening Balance	40 976	74 503	69 456	58 346	67 501	61 122
Plus Receipts	13 934	-5 456	-10 887	11 264	-1 576	8 725
Sub Total	74 909	69 047	58 570	69 610	65 925	69 848
Less Payments	406	409	-224	-2 109	-4 803	-6 044
Closing Balance	74 503	69 456	58 346	67 501	61 122	63 804
EC136 Emalaheni (EC) (Low)						
Opening Balance		497 846	526 952	590 203	596 327	655 024
Plus Receipts	508 104	39 616	75 805	15 715	76 177	
Sub Total	508 104	537 462	602 757	605 918	672 514	655 024
Less Payments	102 268	165 010	12 564	4 581	-13 800	
Closing Balance	497 846	526 952	590 203	596 327	655 024	655 024
EC137 Dr. A.B. Xuma (Medium)						
Opening Balance	-1	53 033	37 225	12 368	-21 168	40 356
Plus Receipts	73 582	25 772	6 073	647	5 999	66 729
Sub Total	73 580	59 250	43 308	6 015	-15 169	6 333
Less Payments	20 547	-22 012	-39 639	-34 179	-45 187	-33 575
Closing Balance	53 034	37 227	12 369	-21 164	-40 355	-27 202
EC138 Sakhisizwe (Low)						
Opening Balance		275 021	291 932	313 285	329 878	365 409
Plus Receipts	277 916	25 772	26 459	21 785	44 795	242 051
Sub Total	277 916	300 793	318 391	335 070	374 673	607 460
Less Payments	-2 895	-8 861	5 106	-1 511	-9 264	-7 575
Closing Balance	275 021	291 932	313 285	329 878	365 409	599 885
EC139 Enoch Mqijima (Medium)						
Opening Balance	-27 367	147 278	264 954	256 070	159 160	333 000
Plus Receipts	247 288	267 893	61 049	81 421	220 214	193 693
Sub Total	220 441	405 111	346 003	330 490	379 474	526 693
Less Payments	-137 788	-102 559	-127 532	-106 959	-130 845	-166 472
Closing Balance	82 654	302 553	218 471	223 531	248 629	360 220
DC13 Chris Hani (Medium)						
Opening Balance	111 817	448 349	403 962	334 340	257 289	168 979
Plus Receipts	444 995	79 423	127 582	30 449	44 783	324 411
Sub Total	556 812	548 772	531 544	364 789	302 072	493 390
Less Payments	41 323	-144 810	-197 203	-107 700	-141 093	-248 300
Closing Balance	475 489	403 962	334 340	257 289	168 979	247 090
EC141 Elundini (Low)						
Opening Balance	45 752	102 993	65 221	45 193	46 967	53 406
Plus Receipts	101 323	8 102	4 803	338	26 998	78 789
Sub Total	147 075	111 095	90 024	45 531	73 965	132 195
Less Payments	44 082	25 874	-24 831	-18 664	-20 459	-38 205
Closing Balance	102 993	85 221	65 193	46 867	53 406	93 990
EC142 Senqu (Medium)						
Opening Balance		94 779	103 959	113 841	128 779	135 427
Plus Receipts	94 779	25 446	34 856	33 176	39 735	88 795
Sub Total	94 779	120 225	137 815	147 017	168 514	224 422
Less Payments		-17 288	-23 973	-18 238	-32 887	-32 194
Closing Balance	94 779	102 937	113 841	128 779	135 627	192 228
EC145 Walter Sisulu (Low)						
Opening Balance		92	2 249	-73 467	-40 470	-20 804
Plus Receipts	2 900	-20 107	52 547	19 560	19 560	15 010
Sub Total	2 900	-17 858	-20 900	-20 910	-5 794	
Less Payments	-505	-12 831	-19 496	106	-23 635	
Closing Balance	2 394	-30 689	-40 396	-20 804	-29 429	
DC14 Joe Gqabi (High)						
Opening Balance		267 089	265 044	328 201	376 736	296 389
Plus Receipts	310 356	45 878	91 450	56 835	46 791	198 693
Sub Total	310 356	312 966	356 494	384 836	363 527	495 083
Less Payments	42 488	47 429	48 293	-48 180	-47 188	-115 674
Closing Balance	267 089	265 044	328 201	376 736	296 389	379 408
EC153 Ngquzu Hills (Low)						
Opening Balance	226 076	358 131	339 794	330 318	325 437	302 619
Plus Receipts	148 668	4 003	4 215	17 063	2 566	110 821
Sub Total	374 744	362 133	344 009	347 381	328 003	413 440
Less Payments	12 185	-23 340	-13 491	-21 944	-35 265	-26 850
Closing Balance	358 550	339 794	330 318	325 437	302 619	384 590
EC154 Port St Johns (Medium)						
Opening Balance	153 597	263 413	261 317	255 613	255 613	261 265
Plus Receipts	95 912	2 792	4 909		13 491	64 775
Sub Total	349 509	266 205	266 226	255 613	269 104	326 040
Less Payments	13 874	-4 488	-10 613	-7 839	-7 839	-24 375
Closing Balance	263 413	261 317	255 613	255 613	261 265	301 666
EC155 Nyandeni (Low)						
Opening Balance	376 763	509 659	485 766	479 170	457 363	433 710
Plus Receipts	159 356	4 070	9 424	9 811	53	144 825
Sub Total	536 119	513 729	505 211	488 981	457 416	578 535
Less Payments	-26 800	-27 903	-26 090	-30 761	-23 706	-45 681
Closing Balance	509 659	485 766	479 170	457 363	433 710	512 854
EC156 Mthonzi (Low)						
Opening Balance	128 359	208 544	199 995	154 117	139 030	92 400
Plus Receipts	115 453	19 449	1 505	15 349	1 427	88 753
Sub Total	244 412	228 033	201 500	169 466	140 457	181 153
Less Payments	-35 849	-28 038	-47 383	-29 936	-48 967	-35 983
Closing Balance	208 544	199 995	154 117	139 530	92 400	145 169
EC157 King Sabata Dalindyebo (High)						
Opening Balance		113 895	64 489	27 840	-4 363	8 406
Plus Receipts	230 176	75 408	118 938	102 164	93 526	225 001
Sub Total	289 780	188 293	185 618	126 105	99 889	216 395
Less Payments	-177 051	-126 225	-164 651	-127 773	-111 705	-207 168
Closing Balance	112 729	62 069	20 967	4 332	-11 816	9 227
DC15 O R Tambo (High)						
Opening Balance	444 155	916 391	916 834	916 834	359 863	122 422
Plus Receipts	704 575		442	275 052	36 932	522 587
Sub Total	1 148 730	916 834	916 834	1 191 886	396 795	645 009
Less Payments	-252 339			-832 023	-274 373	-360 529
Closing Balance	916 391	916 834	916 834	359 863	122 422	284 480
EC441 Matatiele (Medium)						
Opening Balance	254 787	407 348	393 541	408 870	392 608	364 658
Plus Receipts	188 171	18 385	47 955	18 461	11 589	146 676
Sub Total	422 959	425 733	441 496	427 331	404 197	511 334
Less Payments	-15 670	-32 193	-32 626	-34 723	-39 538	-48 731
Closing Balance	407 348	393 541	408 870	392 608	364 658	462 603
EC442 Umzimvubu (Medium)						
Opening Balance	79 705	68 691	51 553	34 401	10 496	-21 059
Plus Receipts	20 001	2 155	3 073	833	7 308	3 538
Sub Total	99 707	70 847	54 626	35 234	17 805	-17 521
Less Payments	-30 415	-19 294	-20 225	-24 338	-38 864	-48 877
Closing Balance	69 292	51 553	34 401	10 496	-21 059	-46 399
EC443 Winnie Madikizela-Mandela (Medium)						
Opening Balance	360 015	501 597	474 289	438 317	399 247	389 887
Plus Receipts	168 205	9 536	5 774	3 223	24 723	138 041
Sub Total	528 220	511 133	480 063	441 540	423 970	527 928
Less Payments	-36 423	-36 844	-41 746	-42 204	-24 023	-37 033
Closing Balance	501 597	474 289	438 317	399 247	389 887	490 895
EC444 Ntabankulu (Low)						
Opening Balance	23 051	74 443	71 524	69 674	46 468	37 530
Plus Receipts	59 970	-5 456	762	-23 092	-8 965	23 906
Sub Total	74 020	68 987	72 287	46 582	37 503	61 437
Less Payments	-138	2 538	1 405	-300	21	152
Closing Balance	73 882	71 524	70 882	46 282	37 524	61 589
DC44 Alfred Nzo (Medium)						
Opening Balance	1 110 929	1 059 588	1 004 072	1 081 731	1 015 723	927 678
Plus Receipts	-1 714	23 823	120 303	14 421	19 455	362 766
Sub Total	1 109 155	1 083 411	1 124 375	1 096 152	1 035 178	1 290 444
Less Payments	-49 547	-79 339	-54 644	-82 429	-100 500	-112 595
Closing Balance	1 059 588	1 004 072	1 069 731	1 013 723	934 678	1 177 849



Cash Flow Summary for Financial Year End - 2024

R thousand July Aug Sept Oct Nov Dec

FS FREE STATE


MAN Mangung (High)

Opening Balance	1 242 772	2 437 276	3 122 007	3 580 983	3 598 888	4 233 467
Plus Receipts	1 625 167	1 410 118	980 069	958 642	1 297 854	1 454 369
SubTotal	2 867 939	3 847 394	4 102 077	4 539 625	4 896 742	5 687 836
Less Payments	-432 662	-725 307	-521 084	-440 337	-643 275	-908 139
Closing Balance	2 437 276	3 122 007	3 580 983	3 598 888	4 233 467	4 779 697




FS161 Letsemeng (Medium)

Opening Balance		17 936	17 936	17 936	17 936	21 790
Plus Receipts	17 936				3 854	
SubTotal	17 936	17 936	17 936	17 936	21 790	21 790
Less Payments						
Closing Balance	17 936	17 936	17 936	17 936	21 790	21 790



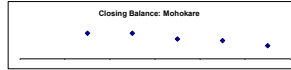
FS162 Kopanong (Medium)

Opening Balance			12 809	24 364	36 025	47 428
Plus Receipts				886	53	
SubTotal			12 809	24 800	36 078	47 428
Less Payments		12 809	11 555	11 166	11 349	11 164
Closing Balance			12 809	24 364	36 025	47 428



FS163 Mokokare (Low)

Opening Balance	19 981	51 925		41 796	40 433	37 384
Plus Receipts	38 296		66	1 134	1 904	1 117
SubTotal	58 267	51 991		42 930	42 337	38 502
Less Payments	-6 342			-1 897	-4 953	-11 585
Closing Balance	51 925	51 991		40 433	37 384	26 917




DC16 Xhariep (Low)

Opening Balance	394	760	3 356	6 062	8 634	8 634
Plus Receipts	-2 143	-140	168	108	108	
SubTotal	-1 749	620	3 524	6 170	8 819	8 819
Less Payments	2 509	2 735	2 538	2 464	3 459	3 459
Closing Balance	760	3 356	6 062	8 634	8 634	12 277



FS187 Masiloanyana (Low)

Opening Balance		7		-1 908	8 852	19 612
Plus Receipts	7		-1 916	10 760	10 760	63
SubTotal	7	7	-1 908	8 852	19 612	19 674
Less Payments						
Closing Balance	7	7	-1 908	8 852	19 612	19 674



FS182 Tokologo (Low)

Opening Balance		10 028	21 405	28 040	35 857	45 840
Plus Receipts	10 028	11 376	6 635	7 818	9 983	6 494
SubTotal	10 028	21 405	28 040	35 857	45 840	52 334
Less Payments						
Closing Balance	10 028	21 405	28 040	35 857	45 840	52 334



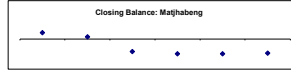
FS183 Tswelopele (Medium)

Opening Balance	10 481	113 552	126 156	143 495	149 585	162 455
Plus Receipts	115 200	28 099	35 895	16 070	31 360	98 090
SubTotal	125 700	141 651	162 051	159 565	180 945	260 545
Less Payments	-12 149	-15 495	-18 556	-9 980	-18 490	-14 417
Closing Balance	113 552	126 156	143 495	149 585	162 455	246 128




FS184 Matjhaheng (High)

Opening Balance	173 088	272 646	48 548	-623 732	-739 598	-732 790
Plus Receipts	297 060	17 158	-141 646	1 199	158 057	356 606
SubTotal	570 147	289 804	-93 097	-622 532	-581 541	-376 184
Less Payments	-355 792	-84 007	-536 624	-317 866	-151 248	-328 997
Closing Balance	214 356	105 717	-623 732	-739 598	-732 790	-715 181



FS185 Nala (Medium)

Opening Balance						
Plus Receipts						
SubTotal						
Less Payments						
Closing Balance						




DC18 Lejweleputswa (Low)

Opening Balance	106 197	145 167	132 365	116 120	98 260	82 919
Plus Receipts	62 178		3 836	1 344	588	48 926
SubTotal	168 375	145 167	136 201	117 464	98 848	131 845
Less Payments	-23 208	-12 801	-20 082	-19 603	-15 928	-19 112
Closing Balance	145 167	132 365	116 120	98 260	82 919	112 727



FS191 Setsoto (Medium)

Opening Balance	66 208	63 355	178 440	198 874	269 225	217 722
Plus Receipts	30 034	151 847	55 623	100 788	-19 429	89 077
SubTotal	96 241	215 202	234 073	299 662	249 797	306 800
Less Payments	-40 886	-36 761	-55 199	-30 796	-32 064	-58 080
Closing Balance	63 355	178 440	198 874	269 225	217 722	249 220




FS192 Dihlabeng (Medium)

Opening Balance	18 138	58 150	59 081	62 939	86 783	76 319
Plus Receipts	123 757	54 065	46 815	66 277	85 128	109 704
SubTotal	141 895	112 215	105 896	129 216	131 911	186 023
Less Payments	-83 850	-53 134	-42 956	-42 434	-55 591	-118 363
Closing Balance	58 044	59 081	62 939	86 783	76 319	67 660



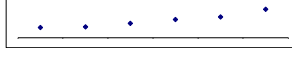


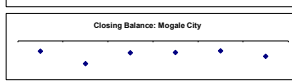


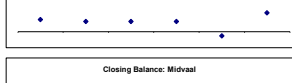







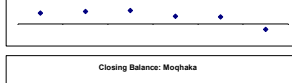


FS193 Nketoana (Medium)

Opening Balance	1 575	-163 973	74 583	45 737	77 237	73 185
Plus Receipts	-140 407	250 641	19 578	14 843	12 438	58 958
SubTotal	-138 832	86 668	94 161	60 580	89 675	132 144
Less Payments	-25 511	-12 106	-28 424	-3 363	-16 690	-19 475
Closing Balance	-164 344	74 583	65 737	77 237	73 185	112 669











Cash Flow Summary for Financial Year End - 2024

R thousand	July	Aug	Sept	Oct	Nov	Dec
FS194 Maluti-a-Phofung (High)						
Opening Balance	118 498	373 715	1 079 370	771 182	735 406	844 753
Plus Receipts	380 114	33 532	20 542	58 078	9 413	290 557
Sub Total	498 611	407 247	1 099 912	829 259	744 819	1 135 310
Less Payments	4 958	-1 564	-328 884	93 791	99 452	5 643
Closing Balance	493 653	405 683	771 027	735 469	844 334	1 140 953
FS195 Phumela (Low)						
Opening Balance		376	34 992	41 319	41 819	51 458
Plus Receipts		53 927	11 393	5 908	15 632	30 492
Sub Total		54 303	46 385	47 226	57 451	81 949
Less Payments		-19 710	-4 667	-5 407	-5 994	-6 732
Closing Balance		34 592	41 719	41 819	51 458	75 216
FS196 Mantsopa (Medium)						
Opening Balance		-12 465	-7 051	-7 051	12 507	28 996
Plus Receipts	3 531	10 116		19 559	8 922	-1 531
Sub Total	3 531	-2 349	-7 051	12 507	21 429	27 465
Less Payments	-15 996	-4 703			7 567	2 425
Closing Balance	-12 465	-7 051	-7 051	12 507	28 996	29 990
DC19 Thabo Mofutsanyana (Low)						
Opening Balance		1 800	2 071	2 242	1 271	1 177
Plus Receipts						
Sub Total		1 800	2 071	2 242	1 271	1 177
Less Payments	1 800	172	271	472	172	493
Closing Balance	1 800	2 071	2 242	1 271	1 177	948
FS201 Mqohaka (High)						
Opening Balance		22	22	22	22	22
Plus Receipts		22				
Sub Total		22	22	22	22	22
Less Payments						
Closing Balance		22	22	22	22	22
FS203 Ngwathe (Medium)						
Opening Balance	46 761	96 136	97 677	63 753	60 715	25 285
Plus Receipts	133 368	31 388	14 035	22 128	29 149	96 178
Sub Total	179 928	127 524	111 712	85 881	89 863	121 463
Less Payments	83 751	-29 844	-47 961	-25 166	-44 578	-117 212
Closing Balance	96 177	97 677	63 753	60 715	25 285	4 251
FS204 Metsimaholo (High)						
Opening Balance	158 041	229 511	254 131	158 405	128 268	104 927
Plus Receipts	310 033	127 272	38 943	198 363	127 494	265 002
Sub Total	468 065	356 783	333 074	356 768	255 762	369 929
Less Payments	-233 726	-112 652	-174 669	-136 617	-151 036	-220 165
Closing Balance	234 339	254 131	158 405	128 090	104 927	149 764
FS205 Mafube (Medium)						
Opening Balance		907	-31 253	-24 468	-20 324	-177 593
Plus Receipts	37	2 932	53 095	2 896	2 911	38 660
Sub Total	37	3 928	19 842	-21 542	-17 422	-138 933
Less Payments		-39 831	-44 300	1 228	-9 976	-40 069
Closing Balance	37	-35 902	-24 458	-20 324	-27 399	-179 002
DC20 Fezile Dabi (Low)						
Opening Balance	102 301	170 899	150 491	127 376	102 597	74 093
Plus Receipts	72 966	4 037	904	548	923	59 284
Sub Total	175 267	174 937	151 395	127 924	103 519	133 378
Less Payments	-5 368	-24 446	-24 019	-25 327	-29 426	-22 829
Closing Balance	170 899	150 491	127 376	102 597	74 093	110 549
GT GAUTENG						
EKU City of Ekurhuleni (High)						
Opening Balance	-1 448	1 770 222	2 328 949	1 237 526	1 473 738	-2 667 937
Plus Receipts	4 651 541	5 789 697	4 131 380	4 940 417	1 039 317	7 626 988
Sub Total	4 650 093	7 559 919	4 460 229	6 177 943	2 513 055	4 959 051
Less Payments	-3 995 520	-5 230 910	-4 121 973	-4 919 235	-5 180 992	-4 132 934
Closing Balance	654 573	2 328 949	338 256	1 258 708	-2 667 937	826 118
JHB City of Johannesburg (High)						
Opening Balance	-2 314 635	-2 338 305	-3 141 103	-3 307 310	-532 286	1 381 566
Plus Receipts	8 065 252	7 508 868	4 093 200	5 241 998	8 522 104	8 481 024
Sub Total	5 750 617	5 170 563	9 952 098	1 934 688	7 989 818	9 862 590
Less Payments	-9 004 845	-7 069 422	-6 719 142	-5 546 214	-5 503 141	-9 185 440
Closing Balance	-3 254 229	-1 898 859	-3 767 045	-3 612 427	-2 486 677	677 149
TSH City of Tshwane (High)						
Opening Balance		73 153	6 140 201	15 080 119	12 611 459	12 074 054
Plus Receipts	73 153	10 950 815	3 418 406	3 418 406	5	-14 022
Sub Total	73 153	73 153	17 071 014	18 498 725	12 611 463	12 060 031
Less Payments			-3 559 209			
Closing Balance	73 153	73 153	13 511 804	18 498 725	12 611 463	12 060 031
GT421 Emfuleni (High)						
Opening Balance	101 305	85 165	85 165	85 165	85 165	-35 213
Plus Receipts	-15	16			361 024	760 629
Sub Total	101 305	85 165	85 165	85 165	446 189	725 416
Less Payments					-481 402	-568 229
Closing Balance	101 305	85 165	85 165	85 165	-35 213	157 187
GT422 Midvaal (Medium)						
Opening Balance	-995 402	555 406	523 134	-964 318	924 120	908 718
Plus Receipts	561 321	166 794	544 491	106 535	123 435	228 142
Sub Total	1 056 724	722 200	1 066 625	1 062 854	1 047 555	1 136 860
Less Payments	-501 317	-200 067	-110 307	-136 724	-140 847	-115 815
Closing Balance	555 406	522 134	956 318	926 130	906 718	1 021 044
GT423 Lesedi (Medium)						
Opening Balance	41 470	137 053	149 526	111 544	191 534	176 722
Plus Receipts	147 548	65 364	16 780	85 301	57 965	144 853
Sub Total	209 038	202 417	166 306	196 845	249 499	321 575
Less Payments	-101 066	-52 891	-54 742	-5 332	-72 776	-88 687
Closing Balance	107 972	149 526	111 564	191 513	176 722	232 888
DC42 Sediberg (Medium)						
Opening Balance	31 062	106 726	105 913	59 865	34 043	26 303
Plus Receipts	153 221	68 991	14 142	33 796	29 497	163 150
Sub Total	184 282	175 717	120 055	93 662	63 540	189 453
Less Payments	-79 278	-49 804	-60 189	-59 619	-37 226	-114 282
Closing Balance	105 005	105 913	59 865	34 043	26 303	75 171
GT481 Mogale City (High)						
Opening Balance	-57 360	-202 845	-351 823	-162 486	-161 943	-144 373
Plus Receipts	83 990	-111 237	186 315	3 056	23 316	47 403
Sub Total	-141 250	-314 082	-165 509	-159 430	-138 627	-211 776
Less Payments						
Closing Balance	-141 250	-314 082	-165 509	-159 430	-138 627	-211 776
GT484 Merafong City (High)						
Opening Balance		60 283	125 318	96 791	-202 780	-294 374
Plus Receipts		-3 847	42 207	-6 708	-11 887	
Sub Total		56 436	167 125	89 983	-214 667	-294 374
Less Payments		53 445	-264 325	-99 291	79 207	
Closing Balance		3 791	-60 800	-202 790	-294 374	-294 374
GT485 Rand West City (High)						
Opening Balance	255 389	283 549	264 535	159 752	252 520	348 062
Plus Receipts	229 320	153 962	166 399	257 058	154 993	304 952
Sub Total	484 709	437 511	430 934	416 810	407 513	653 014
Less Payments	-301 140	-173 016	-271 086	-144 481	-59 451	-262 165
Closing Balance	283 549	264 535	159 848	252 328	348 062	390 849
DC48 West Rand (Medium)						
Opening Balance	-18 466	-266 514	-285 525	-378 458	-483 480	-547 528
Plus Receipts	235 581	3 770	36 295	37 995	56 264	188 654
Sub Total	-253 567	-270 284	-266 794	-405 753	-539 746	-746 182
Less Payments	12 889	15 241	16 664	17 727	7 781	8 285
Closing Balance	-266 456	-285 525	-378 458	-483 480	-547 528	-754 467



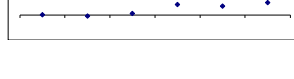
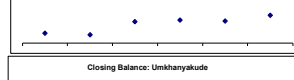
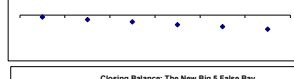


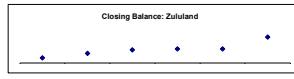



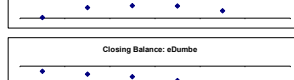





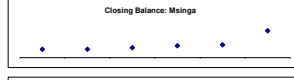
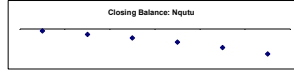

Cash Flow Summary for Financial Year End - 2024

R thousand	July	Aug	Sept	Oct	Nov	Dec
KZ KWAZULU-NATAL						
ETH eThekweni (High)						
Opening Balance		1 804 713	2 465 137	2 436 482	2 430 447	2 361 343
Plus Receipts	1 804 713	660 425	-28 655	-6 035	-69 105	1 768 951
Sub Total	1 804 713	2 465 137	2 436 482	2 430 447	2 361 343	4 130 294
Less Payments						
Closing Balance	1 804 713	2 465 137	2 436 482	2 430 447	2 361 343	4 130 294
KZN212 Umdoni (Medium)						
Opening Balance		155 916	139 992	125 377	-84 593	96 614
Plus Receipts	153	139	266	287	199 286	66 648
Sub Total	153	156 055	140 258	125 664	119 693	163 262
Less Payments	5 423	-16 043	-14 882	-17 991	-18 078	-13 956
Closing Balance	5 269	139 992	125 377	107 672	96 615	149 307
KZN213 Umzumbi (Low)						
Opening Balance		89 467	155 744	102 379	66 974	37 341
Plus Receipts	94 664	-18 083	-30 321	-12 887	-4 899	72 899
Sub Total	94 664	71 384	125 423	89 492	58 075	110 240
Less Payments	5 496	-15 330	-23 044	-22 518	-20 734	-32 973
Closing Balance	89 467	56 054	102 379	66 974	37 341	77 267
KZN214 uMuzwabantu (Low)						
Opening Balance		-4	-16 049	-26 188	-24 188	-28 485
Plus Receipts	9 053	14 243	24 910	7 569	45 993	
Sub Total	9 053	14 243	24 910	7 569	45 993	
Less Payments	25 699	-23 775	-32 916	-23 828	-16 110	
Closing Balance	-16 649	-26 188	-34 186	-50 445	-20 563	
KZN216 Ray Nkonyeni (High)						
Opening Balance	117 938	225 461	194 715	179 235	183 936	134 659
Plus Receipts	207 596	73 881	92 711	108 881	78 326	214 881
Sub Total	325 534	299 342	287 427	288 116	262 262	349 540
Less Payments	-86 358	-104 627	-108 192	-104 181	-127 603	-106 949
Closing Balance	239 177	194 715	179 235	183 936	134 659	242 591
DC21 Ugu (High)						
Opening Balance	301 914	1 439 903	1 532 457	1 609 085	1 782 276	2 182 354
Plus Receipts	1 138 142	92 642	76 689	183 226	390 248	464 698
Sub Total	1 440 056	1 532 545	1 609 146	1 792 311	2 182 524	2 647 051
Less Payments	-155	-88	-63	-35	-170	-28
Closing Balance	1 439 901	1 532 457	1 609 084	1 792 276	2 182 354	2 647 079
KZN221 uMshwathi (Low)						
Opening Balance	115 560	112 545	109 108	105 642	104 028	102 889
Plus Receipts	285			2 136	2 231	1 691
Sub Total	115 845	112 545	109 108	107 778	106 259	104 580
Less Payments	3 381	-3 437	-3 466	-3 781	-3 370	-3 562
Closing Balance	112 545	109 108	105 642	104 028	102 889	101 018
KZN222 uMngeni (Medium)						
Opening Balance		100 149	170 699	121 768	157 315	176 179
Plus Receipts	72 597	28 416	16 754	42 600	26 825	62 940
Sub Total	72 597	128 565	187 453	164 368	184 140	239 120
Less Payments	27 552	-29 885	-6 485	-7 063	-7 960	-5 432
Closing Balance	100 149	158 449	121 768	157 315	176 179	244 551
KZN223 Mpotana (Low)						
Opening Balance	564	6 249	15 193	1 843	12 302	12 246
Plus Receipts	24 193	32 343	-1 358	18 800	22 717	18 453
Sub Total	24 757	38 592	13 835	20 643	35 019	30 699
Less Payments	-19 351	-23 399	-9 822	-8 372	-23 678	-27 920
Closing Balance	5 406	15 193	1 813	12 302	12 342	2 779
KZN224 Impendie (Low)						
Opening Balance		16 865	24 322	24 109	30 113	31 046
Plus Receipts	17 539	7 458	214	3 787	923	4 241
Sub Total	17 539	24 323	24 109	27 896	31 046	37 287
Less Payments				2 718		
Closing Balance	17 539	24 323	24 109	30 113	31 046	37 287
KZN225 Msunduzi (High)						
Opening Balance	44 847	1 144	7 011	105 966	105 372	81 011
Plus Receipts	44 748	167	58 542	15 137	-24 121	-58 406
Sub Total	101	2 011	60 553	90 803	80 991	22 605
Less Payments	1 043		45 413	14 484	420	115
Closing Balance	1 144	2 011	105 966	105 372	81 011	22 720
KZN226 Mkhambathini (Medium)						
Opening Balance	110	5	66 202	66 253	71 951	85 434
Plus Receipts		30 000		3 733	2 835	1 654
Sub Total	110	29 995	66 202	69 985	74 786	87 088
Less Payments						
Closing Balance	110	29 995	66 202	69 985	74 786	87 088
KZN227 Richmond (Low)						
Opening Balance	18 755	43 041	95 923	103 918	108 792	108 380
Plus Receipts	32 246	61 473	19 155	11 890	5 422	53 553
Sub Total	51 001	104 514	115 077	117 808	114 215	161 932
Less Payments	-7 959	-8 591	-11 159	-9 016	-5 835	-8 341
Closing Balance	43 041	95 923	103 918	108 792	108 380	153 592
DC22 uMngungundlovu (Medium)						
Opening Balance	10	216 546	325 724	622 180	576 930	451 336
Plus Receipts	-4	200 322	413 253	113 037	4 846	496 060
Sub Total	7	416 868	738 977	735 217	581 776	947 396
Less Payments	-111 899	-91 144	-116 805	-158 279	-130 488	-126 959
Closing Balance	-111 892	325 724	622 172	576 938	451 287	820 437
KZN235 Okhahlamba (Low)						
Opening Balance		41 100	36 551	13 028	18 384	13 724
Plus Receipts	95	-4 549	-22 907	6 728	2 360	3 163
Sub Total	95	36 551	14 485	19 756	20 744	16 887
Less Payments	-2 292		-1 457	-1 372	-7 020	-13 652
Closing Balance	-2 197	36 551	13 028	18 384	13 724	3 236
KZN237 Inkosi Langalibalele (Medium)						
Opening Balance	79 313	211 023	185 618	180 881	196 552	156 814
Plus Receipts	139 803	43 457	65 878	32 934	39 561	36 036
Sub Total	219 117	254 480	251 496	213 815	236 114	192 848
Less Payments	-22 187	-48 562	-20 415	-40 209	-79 200	-38 036
Closing Balance	196 930	185 618	180 881	165 606	156 814	153 922
KZN238 Alfred Duma (High)						
Opening Balance	526 001	590 331	619 642	657 785	678 340	709 642
Plus Receipts	92 161	114 260	138 315	78 245	106 369	204 174
Sub Total	618 162	704 591	757 957	736 030	784 709	913 816
Less Payments	-30 504	-85 051	-100 172	-57 557	-75 087	-60 914
Closing Balance	587 658	619 630	657 785	678 473	709 642	852 901
DC23 Uthukela (Medium)						
Opening Balance	13 689	299 888	309 206	350 071	319 637	346 904
Plus Receipts	207 572	14 796	81 720	52 961	77 462	188 514
Sub Total	301 261	314 284	389 206	403 032	397 119	545 418
Less Payments	-1 373	-5 078	-39 855	-83 395	-50 215	-37 384
Closing Balance	299 888	309 206	350 071	319 637	346 904	508 034



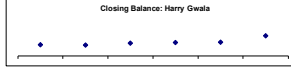



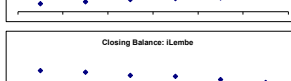


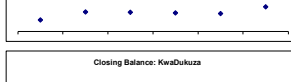
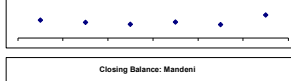




Cash Flow Summary for Financial Year End - 2024

R thousand	July	Aug	Sept	Oct	Nov	Dec
KZN241 Endumeni (Medium)						
Opening Balance	9 381	58 227	43 226	141 543	153 902	152 384
Plus Receipts	46 435	11 903	81 871	21 274	23 581	54 432
SubTotal	56 216	70 130	145 097	162 818	177 484	206 816
Less Payments	-2 482	-6 904	-3 354	-4 199	-17 115	-26 043
Closing Balance	53 734	63 226	141 543	158 618	160 369	180 773
KZN242 Nqutu (Low)						
Opening Balance		-10 698	-27 019	-45 506	-66 784	-92 806
Plus Receipts	357	708	493	499	514	453
SubTotal	357	-9 990	-26 526	-45 007	-66 270	-92 352
Less Payments	-11 055	-17 029	-18 960	-21 746	-26 535	-33 523
Closing Balance	-10 698	-27 019	-45 506	-66 784	-92 806	-125 875
KZN244 Msinga (Low)						
Opening Balance		66 156		80 097	96 396	105 116
Plus Receipts	147 936		32 445	37 952	21 375	130 936
SubTotal	147 936	66 156	98 601	118 049	117 771	236 052
Less Payments	81 770		-18 505	-21 653	-12 655	-14 317
Closing Balance	66 156	66 156	80 097	96 396	105 116	221 735
KZN245 Umvoti (Medium)						
Opening Balance		163 928	173 829	201 277	223 190	244 581
Plus Receipts	187 872	52 587	53 324	39 240	40 672	113 036
SubTotal	187 872	216 515	227 153	240 517	263 861	357 617
Less Payments	-23 944	-42 487	-25 816	-17 328	-19 260	-26 745
Closing Balance	163 928	173 829	201 277	223 190	244 581	330 872
DC24 Umzimyathi (Low)						
Opening Balance		3 779	266 634	284 136	391 849	416 394
Plus Receipts	44 550	269 591	39 204	94 305	44 870	354 857
SubTotal	44 550	273 369	295 838	378 441	436 719	771 251
Less Payments	40 771	-1 735	-13 702	-13 438	-20 524	-15 981
Closing Balance	3 779	265 634	284 136	391 849	416 394	755 270
KZN252 Newcastle (High)						
Opening Balance	12 270	515 740	621 083	671 024	726 188	821 631
Plus Receipts	498 242	303 494	232 877	242 956	272 492	616 308
SubTotal	710 512	819 234	853 960	913 980	998 680	1 437 939
Less Payments	-194 572	-198 151	-183 084	-187 792	-177 249	-272 656
Closing Balance	515 940	621 083	670 876	726 188	821 631	1 165 282
KZN253 eMadiangeni (Low)						
Opening Balance	22	15 824	12 426	7 084	-2 348	7 096
Plus Receipts	13 087	-3 348	-5 322	-9 262	-9 517	-8 053
SubTotal	13 109	12 476	7 104	-2 177	-7 229	-957
Less Payments	-18	-18	-18	-18	-18	-18
Closing Balance	13 109	12 438	7 086	-2 195	-7 211	-475
KZN254 Dannhauser (Low)						
Opening Balance	7 867	-139	192	-4 272	-6 822	-11 436
Plus Receipts	39	2 314	465	820	1 751	284
SubTotal	7 896	2 175	638	-5 453	-5 070	-11 352
Less Payments	-7 965	-1 983	-6 910	-1 349	-6 566	-6 885
Closing Balance	49	192	-4 272	-6 822	-11 436	-18 237
DC25 Amajuba (Low)						
Opening Balance		697	27 123	32 905	31 643	18 625
Plus Receipts		41 600	17 550	5 765	3 064	59 482
SubTotal		42 297	44 673	38 670	34 707	78 108
Less Payments		697	-15 174	-7 627	-16 081	-13 409
Closing Balance		697	27 123	31 643	18 625	64 698
KZN261 eDumbe (Low)						
Opening Balance	14	-34 117	-54 651	-70 118	-86 379	-127 613
Plus Receipts						
SubTotal	14	-34 117	-54 651	-70 118	-86 379	-127 613
Less Payments	-34 146	20 527	-15 466	-26 261	-31 223	-19 156
Closing Balance	-34 132	-54 644	-70 118	-96 379	-127 613	-146 768
KZN262 uPhongolo (Low)						
Opening Balance		-9 175	-16 916	-30 736	-74 811	67 720
Plus Receipts						
SubTotal		-9 175	-16 916	-30 736	-74 811	67 720
Less Payments	-9 175	-13 605	-13 820	-18 587	-7 091	-19 330
Closing Balance	-9 175	-22 780	-30 736	-74 811	67 720	48 390
KZN263 Abaqulusi (Low)						
Opening Balance	21 365	91 280	51 574	76 810	82 847	99 443
Plus Receipts	125 087	42 139	42 640	47 337	48 737	106 661
SubTotal	146 452	133 419	94 213	124 146	131 584	206 104
Less Payments	-53 988	-81 847	-17 401	-41 380	-32 441	-71 861
Closing Balance	92 464	51 571	76 813	82 847	99 443	134 243
KZN265 Nongoma (Low)						
Opening Balance	-29	12 766	15 287	15 239	23 185	27 179
Plus Receipts	12 797	2 562	5 799	3 999	4 017	7 993
SubTotal	12 768	15 328	15 282	23 239	27 202	35 173
Less Payments		-45	-45	-45	-45	-45
Closing Balance	12 768	15 283	15 247	23 194	27 202	35 173
KZN266 Ulundi (Low)						
Opening Balance	8 582	114 199	69 542	79 406	85 404	166 023
Plus Receipts	102 380	2 701	3 201	18 581	109 623	85 247
SubTotal	110 962	116 900	72 843	97 987	185 028	251 270
Less Payments	3 438	46 759	6 563	-12 582	-20 005	-25 544
Closing Balance	114 199	69 542	79 406	85 404	166 023	225 706
DC26 Zululand (Medium)						
Opening Balance	27 427	245 245	463 770	646 471	698 647	685 081
Plus Receipts	503 294	388 490	337 925	238 461	190 855	888 948
SubTotal	530 631	433 735	801 705	884 932	889 502	1 574 049
Less Payments	-285 385	-169 965	-155 234	-186 275	-206 421	-286 385
Closing Balance	245 245	463 770	646 471	698 647	685 081	1 287 664
KZN271 Umhlabuyalingana (Medium)						
Opening Balance	11	94 802	83 306	94 459	104 902	99 377
Plus Receipts	110 957	9 328	13 563	16 598	13 269	89 732
SubTotal	110 968	104 130	101 869	111 058	118 171	189 009
Less Payments	-16 144	-20 850	-5 410	-8 272	-19 488	-31 571
Closing Balance	94 802	83 280	96 459	104 785	99 283	157 439
KZN272 Jozini (Low)						
Opening Balance		13 679	-10 042	-37 308	129 249	127 183
Plus Receipts	46 894	-5 182	-8 471	175 449	-26 486	147 567
SubTotal	46 894	8 497	-18 713	138 141	92 763	274 750
Less Payments	-33 216	-26 398	-18 595	-9 072	34 400	-29 839
Closing Balance	13 679	-17 901	-37 308	129 249	127 183	244 910
KZN275 Mthububa (Low)						
Opening Balance	-314	-714	-1 081	-1 395	-1 770	-2 148
Plus Receipts						
SubTotal	-314	-714	-1 081	-1 395	-1 770	-2 148
Less Payments						
Closing Balance	-314	-714	-1 081	-1 395	-1 770	-2 148
KZN276 Habisa Big Five (Low)						
Opening Balance		61 523	149 958	137 006	147 017	142 052
Plus Receipts	67 486	166	-4 176	18 472	18 068	58 558
SubTotal	67 486	61 690	143 782	155 478	165 085	200 610
Less Payments	-5 962	-8 850	-6 776	-8 600	-23 034	-22 476
Closing Balance	61 523	52 839	137 006	147 017	142 052	178 133
DC27 Umkhanyakude (Medium)						
Opening Balance		-2 737	101 324	435 449	344 437	287 442
Plus Receipts	20 356	14 476	8 923	367 918	13 164	213 632
SubTotal	20 356	11 739	110 247	405 568	357 601	501 074
Less Payments	-23 093	-51 156	-46 698	-66 156	-68 181	-86 733
Closing Balance	-2 737	-39 417	63 549	344 437	287 442	410 341



Cash Flow Summary for Financial Year End - 2024

R thousand	July	Aug	Sept	Oct	Nov	Dec
KZN281 Mfotoli (Medium)						
Opening Balance	742	-4.632	-16.219	-114	1.341	1.341
Plus Receipts	-4.020	-13.268	17.786			169.688
SubTotal	-3.277	-17.900	1.567	-114	-171.029	
Less Payments	742	-1.354	1.681	-1.681	1.455	-1.457
Closing Balance	742	-4.632	-16.219	-114	1.341	169.572
KZN282 uMhlatuze (High)						
Opening Balance	486.441	580.656	584.368	379.230	341.252	294.025
Plus Receipts	553.366	508.301	297.770	372.340	331.752	492.615
SubTotal	1.040.207	1.088.957	882.139	751.570	673.004	786.640
Less Payments	-488.219	-504.588	-502.909	-410.318	-378.979	-517.775
Closing Balance	571.988	584.368	379.230	341.252	294.025	268.864
KZN284 uMlalazi (Low)						
Opening Balance	73.565	172.952	165.263	133.610	97.639	50.374
Plus Receipts	136.115	47.758	20.513	41.666	23.215	107.606
SubTotal	209.681	220.710	185.776	175.276	120.854	157.980
Less Payments	-38.817	-55.447	-52.167	-77.636	-70.476	-54.047
Closing Balance	172.864	165.263	133.610	97.639	50.378	103.933
KZN285 Mthonjaneni (Low)						
Opening Balance		205	7.789	824	75.580	199
Plus Receipts	796	7.585	-7.045	74.764	15.002	39.851
SubTotal	796	7.789	744	75.587	90.582	40.049
Less Payments	9	79	79	8	-80.284	-27.511
Closing Balance	205	7.789	824	75.580	199	12.538
KZN286 Nkandla (Medium)						
Opening Balance		22.689	11.525	17.796	9.465	23.950
Plus Receipts	64.380	7.126	25.792	2.242	37.211	45.641
SubTotal	64.380	29.815	37.317	20.038	46.677	69.591
Less Payments	-41.691	-19.243	-19.521	-10.573	-22.727	-27.810
Closing Balance	22.689	10.574	17.796	9.465	23.950	41.781
DC28 King Cetshwayo (High)						
Opening Balance	134.628	591.744	519.085	451.524	525.722	444.607
Plus Receipts	603.521	173.655	107.450	227.845	180.409	476.608
SubTotal	738.250	765.399	626.535	679.369	710.131	921.215
Less Payments	-146.803	-246.314	-175.011	-163.647	-265.874	-159.500
Closing Balance	591.547	519.085	451.524	525.722	445.257	761.715
KZN291 Mandeni (Low)						
Opening Balance	253.744	635.439	657.617	643.719	621.935	599.041
Plus Receipts	110.014	50.651	16.554	12.523	13.492	186.892
SubTotal	416.818	686.090	674.171	656.242	635.427	785.133
Less Payments	-35.992	-28.473	-30.451	-34.307	-36.586	-41.808
Closing Balance	380.826	657.617	643.719	621.935	599.041	626.941
KZN292 KwaDukuza (High)						
Opening Balance	1.883.847	2.123.202	2.388.202	2.494.451	2.670.730	2.768.088
Plus Receipts	262.935	209.927	247.752	248.128	230.432	352.588
SubTotal	2.146.782	2.333.129	2.549.954	2.744.778	2.903.362	3.120.676
Less Payments	-28.092	-24.926	-53.504	-72.048	-135.275	-2.970.216
Closing Balance	2.138.690	2.308.202	2.496.451	2.672.730	2.768.088	150.460
KZN293 Nkwedwe (Low)						
Opening Balance		22.063	116.859	166.635	202.968	238.846
Plus Receipts	22.065	14.442	49.779	36.335	35.881	34.806
SubTotal	22.065	36.504	166.638	202.970	238.849	273.653
Less Payments	-2	-3	-2	-2	-2	-6
Closing Balance	22.063	36.501	166.635	202.968	238.846	273.647
KZN294 Maphumulo (Medium)						
Opening Balance	69.080	64.343	79.549	79.549	85.230	89.473
Plus Receipts	64.806	3.172	32.081	18.646	26.376	49.251
SubTotal	64.806	72.252	96.424	98.195	111.606	138.724
Less Payments	-12.807	-7.909	-16.875	-12.964	-22.134	-20.314
Closing Balance	51.999	64.343	79.549	85.230	89.473	118.410
DC29 iLembe (Low)						
Opening Balance	266.913	644.197	580.941	476.897	439.115	335.890
Plus Receipts	476.286	37.818	36.893	46.171	53.247	67.433
SubTotal	743.198	682.014	617.835	523.069	492.362	403.323
Less Payments	-130.467	-101.073	-140.938	-83.762	-156.472	-163.702
Closing Balance	612.732	580.941	476.897	439.307	335.890	239.621
KZN433 Greater Kokstad (Low)						
Opening Balance	131.310	173.141	164.884	170.436	188.384	210.451
Plus Receipts	85.745	44.213	50.749	51.186	45.118	64.236
SubTotal	217.055	217.354	215.632	221.622	233.501	274.687
Less Payments	-48.812	-53.476	-45.197	-33.237	-23.046	-46.210
Closing Balance	131.310	164.884	170.436	188.384	210.451	210.481
KZN434 Ubuhlebezwe (Low)						
Opening Balance		48.056	219.855	209.932	211.081	206.981
Plus Receipts	67.424	8.902	19.990	16.539	30.601	72.724
SubTotal	67.424	56.957	239.845	226.471	241.682	279.705
Less Payments	-19.368	-19.392	-29.913	-28.159	-34.701	-35.351
Closing Balance	48.056	37.565	209.932	198.312	206.981	249.355
KZN435 Umzimkhulu (Medium)						
Opening Balance	183.976	294.263	286.611	291.601	234.848	269.455
Plus Receipts	123.203	7.423	19.482	-43.070	55.845	98.805
SubTotal	307.179	301.686	306.094	248.531	290.693	368.261
Less Payments	-12.916	-15.035	-14.493	-13.683	-21.238	-16.990
Closing Balance	294.263	286.611	291.601	234.848	269.455	351.271
KZN436 Dr Nkosazana Dlamini Zuma (Medium)						
Opening Balance		74.004	73.620	71.314	59.571	204.811
Plus Receipts	77.610	5.859				
SubTotal	77.610	79.863	73.620	71.314	59.571	204.811
Less Payments	-3.606	-4.243	-2.306	-11.743	-14.016	-19.294
Closing Balance	74.004	73.620	71.314	59.571	45.555	185.517
DC43 Harry Gwala (Low)						
Opening Balance	124.641	737.441	716.788	835.647	835.494	607.964
Plus Receipts	617.460	96.771	252.455	140.260	147.466	573.767
SubTotal	802.101	834.212	969.393	984.107	1.022.960	1.481.732
Less Payments	-64.660	-117.424	-133.545	-108.613	-114.996	-144.088
Closing Balance	737.441	716.788	835.847	875.494	907.964	1.337.643




Cash Flow Summary for Financial Year End - 2024

R thousand

LP LIMPOPO

LIM331 Greater Giyani (Low)

	July	Aug	Sept	Oct	Nov	Dec
Opening Balance		347 634	315 844	256 251	240 467	219 422
Plus Receipts		4 993	27 449	8 863	5 021	8 400
Sub Total		352 627	343 293	265 115	245 488	227 822
Less Payments	-49 277	-36 703	-67 041	-25 448	-26 064	-34 095
Closing Balance	-49 277	315 844	256 251	240 467	219 422	193 726




LIM332 Greater Letaba (Low)

Opening Balance	2 344	134 037	114 580	94 798	91 299	66 159
Plus Receipts	189 910	5 711	8 409	32 973	1 253	1 565
Sub Total	192 254	139 748	122 989	127 771	92 552	67 724
Less Payments	-50 088	-25 147	-28 191	-36 476	-26 393	-51 074
Closing Balance	133 166	114 580	94 798	91 299	66 159	15 650




LIM333 Greater Tzaneen (High)

Opening Balance		1 044 693	1 474 073	1 885 859	2 462 257	2 701 321
Plus Receipts	1 186 966	543 286	547 510	540 829	333 673	1 051 676
Sub Total	1 186 966	1 588 079	2 021 583	2 426 688	2 836 030	3 752 997
Less Payments	-142 273	-114 005	-135 723	-141 643	-134 709	-169 014
Closing Balance	1 044 693	1 474 073	1 885 859	2 285 046	2 701 321	3 583 983




LIM334 Ba-Phalaborwa (Medium)

Opening Balance		72 532	105 156	60 696	42 317	12 889
Plus Receipts	120 533	42 463	11 479	37 865	29 736	64 902
Sub Total	120 533	147 619	72 175	80 182	72 053	77 792
Less Payments	-48 001	-45 547	-61 939	-56 184	-50 164	-56 084
Closing Balance	72 532	69 438	60 696	42 317	12 889	23 707




LIM335 Maruleng (Low)

Opening Balance	150 719	108 634	179 793	170 978	153 993	142 241
Plus Receipts	85 416	23 963	-25 496	17 478	18 570	81 532
Sub Total	236 135	132 597	154 297	188 456	172 563	223 773
Less Payments	-47 701	-32 794	-34 311	-30 643	-34 322	-41 858
Closing Balance	188 434	179 793	170 978	157 993	142 241	181 914




DC33 Mopani (Low)

Opening Balance	171 211	465 749	356 416	658 149	422 290	309 463
Plus Receipts	542 627	9 180	210 064	1 732	5 174	578 627
Sub Total	713 838	474 929	566 481	659 882	427 463	888 090
Less Payments	-96 400	-118 511	-108 332	-37 262	-58 000	-134 968
Closing Balance	617 438	356 416	458 149	622 620	369 463	753 122




LIM341 Musina (Low)

Opening Balance	34 507	47 627	54 491	59 189	68 319	52 181
Plus Receipts	16 326	19 796	24 241	19 476	19 331	26 096
Sub Total	50 833	67 423	78 732	78 664	87 649	78 276
Less Payments	-3 114	-12 931	-19 543	-10 346	-25 360	-40 843
Closing Balance	47 720	54 491	59 189	68 319	62 289	37 433




LIM343 Thulamela (Medium)

Opening Balance	1 026 519	1 249 343	1 213 644	1 185 341	1 145 512	1 065 162
Plus Receipts	307 385	34 455	72 635	39 065	21 711	260 111
Sub Total	1 333 905	1 283 798	1 286 279	1 224 407	1 167 223	1 325 274
Less Payments	-84 562	-70 154	-100 938	-78 995	-102 061	-93 825
Closing Balance	1 249 343	1 213 644	1 185 341	1 145 512	1 065 162	1 231 449




LIM344 Makhado (Medium)

Opening Balance	147 009	142 950	82 248	83 006	-16 921	-72 833
Plus Receipts	280 849	59 609	94 527	62 069	52 484	216 713
Sub Total	427 858	202 559	176 775	145 075	35 764	143 880
Less Payments	-284 495	-120 311	-63 769	-61 995	-108 596	-169 861
Closing Balance	143 363	82 248	83 006	16 921	-72 833	-26 081



LIM345 Collins Chabane (Medium)

Opening Balance	235 147	359 299	391 960	358 557	339 831	322 139
Plus Receipts	171 791	92 264	36 193	57 232	56 554	157 364
Sub Total	406 938	451 563	428 154	415 789	396 385	479 503
Less Payments	-48 257	-54 603	-69 997	-75 958	-74 246	-78 765
Closing Balance	358 681	391 960	358 157	339 831	322 139	400 737



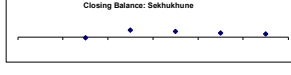






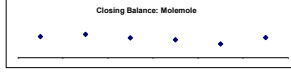
DC34 Vhembe (Low)

Opening Balance	124 606	904 399	774 570	683 982	520 479	607 067
Plus Receipts	840 234	14 273	11 201	9 577	176 158	468 011
Sub Total	964 840	918 672	785 771	693 559	696 637	1 075 078
Less Payments	-47 024	-144 102	-101 789	-173 080	-89 570	-185 152
Closing Balance	898 316	774 570	683 982	520 479	607 067	890 527






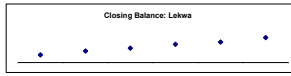



Cash Flow Summary for Financial Year End - 2024

R thousand	July	Aug	Sept	Oct	Nov	Dec
LIM51 Blouberg (Low)						
Opening Balance	106 030	185 032	133 091	95 553	136 476	88 423
Plus Receipts	126 475	1 988	12 227	-70 583	10 536	4 865
Sub Total	232 505	184 835	145 318	24 970	147 513	93 287
Less Payments	43 286	-51 744	-49 765	10 164	-59 090	
Closing Balance	189 219	133 091	95 553	35 134	88 423	93 287
LIM53 Molemole (Low)						
Opening Balance	111 992	175 542	194 009	163 977	148 551	113 430
Plus Receipts	94 555	9 719	8 630	3 045	8 653	149 884
Sub Total	206 547	185 261	202 639	167 022	157 204	263 314
Less Payments	-31 276	8 813	-38 613	-18 471	-43 774	-96 615
Closing Balance	175 271	194 074	164 026	148 551	113 430	166 699
LIM54 Polokwane (High)						
Opening Balance	184 371	860 153	981 508	804 273	699 773	609 497
Plus Receipts	1 066 705	572 211	235 554	286 493	354 236	741 190
Sub Total	1 251 076	1 432 365	1 217 062	1 090 766	1 054 009	1 350 687
Less Payments	-390 923	-450 856	-412 790	-390 993	-444 512	-485 016
Closing Balance	860 153	981 508	804 273	699 773	609 497	865 670
LIM55 Lepelle-Nkumpi (Low)						
Opening Balance	546 712	-99 788	461 804	492 038	325 959	592 409
Plus Receipts	-133 582	460 489	-118 456	-213 173	362 797	288 058
Sub Total	413 130	360 701	343 348	278 865	688 756	880 466
Less Payments	37 794	301 103	398 023	47 688	-66 577	-168 209
Closing Balance	446 924	461 804	-54 675	325 959	592 178	1 040 676
DC35 Capricorn (Medium)						
Opening Balance	493 700	854 737	666 247	538 161	565 700	478 350
Plus Receipts	436 810	10 407	12 368	173 852	32 274	362 707
Sub Total	930 511	865 144	678 615	712 013	597 974	841 057
Less Payments	-75 774	-198 897	-140 454	-146 513	-119 424	-119 448
Closing Balance	854 737	666 247	538 161	565 700	478 350	721 609
LIM361 Thabazimbi (Low)						
Opening Balance	14 546	24 988	49 577	56 534	49 345	49 345
Plus Receipts	21 503	16 622	25 183	14 213	59 438	59 438
Sub Total	36 049	41 610	74 760	70 747	108 783	108 783
Less Payments	-11 042	7 880	-18 138	-21 502	-24 772	
Closing Balance	24 988	49 489	56 621	49 245	84 011	84 011
LIM362 Lephalele (Medium)						
Opening Balance	139 738	139 738	344 101	400 466	451 468	413 289
Plus Receipts	182 811	190 912	149 010	128 719	44 318	192 866
Sub Total	322 549	330 650	493 111	529 185	495 786	606 155
Less Payments	-43 072	-78 445	-92 445	-75 748	-82 497	-123 053
Closing Balance	139 738	252 205	400 666	453 437	413 289	483 102
LIM366 Bela Bela (Medium)						
Opening Balance	20 124	50 072	67 644	5 800	26 163	9 385
Plus Receipts	90 501	51 598	29 443	42 155	31 244	78 270
Sub Total	110 625	101 670	97 087	47 955	57 407	87 655
Less Payments	-53 325	-34 006	-90 456	-41 842	-48 022	-51 918
Closing Balance	57 300	67 664	6 631	6 113	9 385	35 737
LIM367 Mogalakwena (Low)						
Opening Balance	363 952	57 713	105 143	160 497	120 561	326 444
Plus Receipts	363 552	311 277	270 663	286 685	219 013	-3 328
Sub Total	727 504	888 410	375 806	447 182	339 574	323 116
Less Payments	-150 332	-145 757	-144 476	-188 232	-548 785	-275 260
Closing Balance	577 172	742 653	231 330	258 950	-209 211	47 856
LIM368 Modimolle-Mookgopong (Medium)						
Opening Balance	10 133	243 399	295 220	342 300	388 428	525 275
Plus Receipts	280 066	67 794	68 610	76 123	171 036	194 134
Sub Total	280 199	311 193	363 830	418 423	559 464	719 409
Less Payments	-73 776	-15 972	-21 531	-29 795	-34 390	-92 351
Closing Balance	206 423	295 220	342 300	388 628	525 074	627 058
DC36 Waterberg (Low)						
Opening Balance	12 773	63 453	50 352	39 984	27 381	8 747
Plus Receipts	63 152	1 749	547	592	446	50 371
Sub Total	75 925	65 202	50 899	40 576	27 827	59 118
Less Payments	-12 472	-14 850	-10 914	-13 195	-19 080	-12 182
Closing Balance	63 453	50 352	39 984	27 381	8 747	46 936
LIM471 Ephraim Mogale (Low)						
Opening Balance	608	11 289	7 839	7 839	-2 517	-12 195
Plus Receipts	17 717	13 447	11 816	11 816	10 960	83 634
Sub Total	18 325	24 736	19 655	19 655	8 444	71 439
Less Payments	-7 336	-10 897	-22 172	-20 629	-17 146	-17 146
Closing Balance	11 289	13 839	-2 517	-12 195	-8 702	54 293
LIM472 Elias Mtsheleli (Medium)						
Opening Balance	31 937	129 734	84 959	32 606	19 405	-26 050
Plus Receipts	153 364	1 824	3 258	14 773	13 573	116 182
Sub Total	185 301	131 558	88 217	47 379	32 978	90 122
Less Payments	-56 732	-44 599	-55 611	-27 473	-59 028	-44 810
Closing Balance	128 569	86 959	32 606	19 906	-26 050	25 312
LIM473 Makhudutamaga (Low)						
Opening Balance	6 712	116 335	55 868	5 423	-15 875	-48 252
Plus Receipts	166 370	1 824	31 839	47 199	2 488	147 317
Sub Total	173 082	118 159	87 707	52 622	-13 387	99 065
Less Payments	-56 687	-40 447	-42 284	-68 477	-34 865	-110 219
Closing Balance	116 335	77 712	45 423	-15 854	-48 252	-11 154
LIM476 Tubatse Felagomo (Low)						
Opening Balance	218 618	487 845	282 291	338 000	288 861	238 430
Plus Receipts	216 995	-129 506	181 751	12 580	83 974	185 930
Sub Total	435 613	358 339	464 042	350 580	372 835	424 360
Less Payments	-46 414	-75 047	-107 043	-61 719	-134 405	-88 872
Closing Balance	489 199	283 291	357 000	288 861	238 430	335 488
DC47 Sekhukhune (High)						
Opening Balance			615 295	927 856	737 566	538 564
Plus Receipts	25 148	636 405	37 398	32 763	22 763	140 982
Sub Total	25 148	1 272 810	1 052 653	1 052 653	1 052 653	1 052 653
Less Payments	-142 639	-323 753	-277 688	-231 765	-262 370	
Closing Balance	-117 491	949 057	774 965	820 888	790 283	790 283



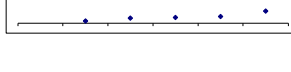
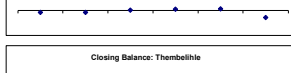
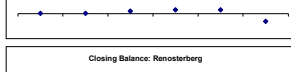
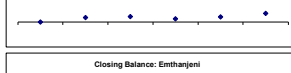
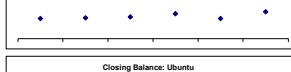
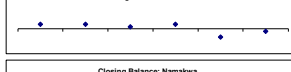



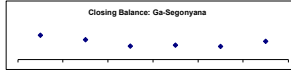

Cash Flow Summary for Financial Year End - 2024

R thousand	July	Aug	Sept	Oct	Nov	Dec
MIP MIPUBALANCA						
MP301 Albert Luthuli (Medium)						
Opening Balance		469	469	57 291	-71 674	-47 654
Plus Receipts	469	36 070	61 613	117 701	173 198	
SubTotal	469	469	36 539	4 322	46 026	125 544
Less Payments			-93 553	-75 996	-93 681	-104 020
Closing Balance	469	469	-57 013	-71 674	-47 654	21 524
MP302 Msukaligwa (Low)						
Opening Balance	79 540	217 666	238 612	293 656	346 376	373 636
Plus Receipts	241 070	70 324	75 899	83 832	50 437	183 066
SubTotal	208 610	287 990	314 511	377 288	396 813	556 702
Less Payments	-102 309	-49 278	-20 855	-20 912	-23 117	-104 448
Closing Balance	218 501	238 612	293 656	346 376	373 636	452 254
MP303 Mkhondo (Low)						
Opening Balance			-18 033	-43 236	-38 622	-47 167
Plus Receipts		25 866	44 942	27 525	29 156	38 317
SubTotal		25 866	26 910	15 311	-4 466	-8 851
Less Payments		43 898	20 146	-22 910	-37 701	-147 711
Closing Balance		-18 033	-43 236	-38 622	-47 167	-156 562
MP304 Pixley Ka Seme (MP) (Medium)						
Opening Balance	47 500	110 447	41 776	24 471	21 293	21 293
Plus Receipts	108 041	-35 361	10 441	23 393		60 102
SubTotal	155 541	75 086	52 217	47 864	21 293	81 394
Less Payments	-30 447	-33 310	-27 746	-26 571		-33 959
Closing Balance	124 894	41 776	24 471	21 293	21 293	47 436
MP305 Lekwa (Low)						
Opening Balance	31 044	68 769	112 105	142 937	178 991	204 273
Plus Receipts	119 987	90 495	20 217	81 122	61 212	106 313
SubTotal	151 041	159 443	182 323	224 069	240 203	310 585
Less Payments	-75 642	-47 358	-39 386	-45 078	-35 931	-42 170
Closing Balance	75 399	112 105	142 937	178 991	204 273	268 415
MP306 Dipaleseng (Low)						
Opening Balance	24 624	22 538	23 537	41 824	30 691	37 224
Plus Receipts	56 446	16 432	29 927	11 739	20 039	50 589
SubTotal	80 880	49 170	54 464	53 562	50 730	87 813
Less Payments	-43 813	-15 633	-12 641	-15 693	-13 707	-27 114
Closing Balance	37 068	33 537	41 824	37 869	37 024	60 699
MP307 Govan Mbeki (High)						
Opening Balance	114 234	263 031	349 724	341 270	417 957	472 374
Plus Receipts	303 108	193 953	132 843	165 753	143 723	291 074
SubTotal	477 343	456 984	482 567	506 964	561 680	763 448
Less Payments	-142 829	-107 260	-141 357	-89 007	-89 306	-326 772
Closing Balance	314 534	349 724	341 210	417 957	472 374	436 676
DC30 Gert Sibande (Medium)						
Opening Balance	243 687	317 572	365 066	406 240	423 747	470 749
Plus Receipts	146 322	62 675	34 748	23 532	46 604	186 722
SubTotal	390 009	380 247	399 813	429 772	470 350	657 471
Less Payments	-72 447	-15 182	6 427	-6 026	398	-12 570
Closing Balance	317 572	365 066	406 240	423 747	470 749	644 901
MP311 Victor Khanye (Medium)						
Opening Balance	5 033	64 978	50 360	60 667	59 562	59 562
Plus Receipts	97 419	36 544	34 186	31 477		78 013
SubTotal	102 452	101 521	84 546	92 143	59 562	137 575
Less Payments	-39 095	-49 378	-23 879	-32 581		-42 827
Closing Balance	63 357	52 143	60 667	59 562	59 562	74 749
MP312 Emalaheni (MP) (High)						
Opening Balance	36 223	141 231	158 667	222 478	225 429	261 168
Plus Receipts	488 835	214 779	231 739	218 381	206 128	206 128
SubTotal	505 059	356 010	390 406	440 859	431 556	467 296
Less Payments	-367 773	-197 243	-167 928	-215 481	-176 388	-186 349
Closing Balance	141 285	158 667	222 478	225 429	261 168	261 168
MP313 Steve Tshwete (High)						
Opening Balance	124 778	305 109	371 680	364 046	382 135	405 950
Plus Receipts	253 620	155 831	90 226	106 280	117 803	234 969
SubTotal	378 398	460 939	461 906	470 327	499 937	640 919
Less Payments	-72 862	-89 240	-91 858	-89 182	-69 907	-168 349
Closing Balance	305 436	371 680	364 046	382 135	405 950	472 650
MP314 Emakhazeni (Low)						
Opening Balance	7 518	53 994	56 907	62 919	72 431	74 467
Plus Receipts	36 490	12 356	7 149	16 307	16 347	37 482
SubTotal	84 008	66 350	64 056	79 226	88 778	111 949
Less Payments	-30 013	-9 443	-1 138	-6 795	-14 711	-20 060
Closing Balance	53 994	56 907	62 919	72 431	74 467	91 889
MP315 Thembelele Hani (Low)						
Opening Balance	185 401	409 520	368 614	368 050	325 969	301 234
Plus Receipts	239 393	24 151	54 090	49 537	14 413	208 365
SubTotal	424 794	433 671	423 304	417 587	337 381	531 599
Less Payments	-15 269	-45 057	-55 254	-91 419	-36 148	-95 644
Closing Balance	409 520	368 614	368 050	325 969	301 234	435 955
MP316 Dr. J.S. Moroka (Low)						
Opening Balance	7 445	271 319	297 468	284 270	247 052	247 052
Plus Receipts	282 817	45 107	1 826	4 411	17 146	183 236
SubTotal	291 462	316 426	315 344	288 680	264 259	430 325
Less Payments	-20 213	-18 958	-31 075	-41 588	-17 160	-95 024
Closing Balance	271 249	297 468	284 270	247 052	247 052	335 301
DC31 Nkangala (High)						
Opening Balance	222 265	271 367	388 498	378 436	384 105	355 564
Plus Receipts	95 155	72 799	245	1 440	4 000	133 948
SubTotal	317 420	344 167	388 943	379 876	370 105	489 512
Less Payments	-5 639	-7 468	-8 507	-13 770	-14 541	-17 570
Closing Balance	321 781	386 498	378 436	366 105	355 564	471 942
MP321 Thaba Chweu (Low)						
Opening Balance	20 603	36 041	27 635	16 949	-11 386	3 769
Plus Receipts	93 072	12 217	13 089	10 066	41 258	46 857
SubTotal	113 676	48 258	41 023	27 015	29 873	50 627
Less Payments	-77 535	-20 223	-24 074	-38 400	-31 916	-49 062
Closing Balance	36 141	27 935	16 949	-11 386	-2 043	-18 435
MP324 Nkomazi (Medium)						
Opening Balance		9 278	44 123	496 193	534 588	545 508
Plus Receipts	2 205	31 422	554 545	84 266	46 789	360 267
SubTotal	2 205	40 700	598 668	580 459	571 377	905 775
Less Payments		-106 516	-102 476	-55 871	-25 868	-48 076
Closing Balance	2 205	45 817	496 193	524 588	545 508	857 699
MP325 Bushbuckridge (Low)						
Opening Balance	-2 068	184 409	183 674	96 425	251 106	231 833
Plus Receipts		19 950	148 808	470 267	32 073	109 896
SubTotal	-2 068	204 359	332 482	566 692	283 179	341 729
Less Payments	-27 987	-20 192	-236 024	-314 997	-50 876	-293 894
Closing Balance	-30 056	184 167	96 458	251 695	232 303	48 035
MP326 City of Mbombela (High)						
Opening Balance	205 262	436 939	-737 627	-464 552	833 696	-1 001 526
Plus Receipts	1 016 239	368 721	325 819	387 882	466 386	601 356
SubTotal	1 221 501	805 660	-411 808	-76 670	1 300 082	-399 170
Less Payments	-1 016 239	-468 721	-490 819	-252 744	-457 037	-434 215
Closing Balance	205 262	336 939	-808 627	-464 552	843 045	-1 136 429
DC32 Ehlanzeni (High)						
Opening Balance	51 645	23 361	141 337	79 591	73 219	36 829
Plus Receipts	12 296	159 096	-23 424	34 627	9 436	115 877
SubTotal	63 941	182 457	117 913	114 218	82 655	152 706
Less Payments	-40 580	-41 121	-38 322	-40 999	-46 026	-85 179
Closing Balance	23 361	141 337	79 591	73 219	36 829	67 527






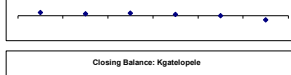



Cash Flow Summary for Financial Year End - 2024

R thousand	July	Aug	Sept	Oct	Nov	Dec
NC NORTHERN CAPE						
NC451 Joe Morolong (Low)						
Opening Balance		31 965	-59 244	82 550	-89 424	-117 299
Plus Receipts	204	246	25 504	26 543	20 424	669
Sub Total	204	-31 739	-33 740	-58 007	-68 801	-116 630
Less Payments	-32 389	-31 505	-48 810	-33 818	-48 498	-46 022
Closing Balance	-31 985	-59 244	-82 550	89 424	-117 299	-162 652
NC452 Ga-Segonyana (Medium)						
Opening Balance	36 206	161 930	130 483	87 351	95 385	86 546
Plus Receipts	149 507	36 179	39 615	68 362	53 825	120 899
Sub Total	205 713	198 110	170 298	155 713	149 210	207 445
Less Payments	45 786	47 427	-82 947	-60 528	-82 644	-86 789
Closing Balance	159 927	130 683	87 351	95 385	86 546	120 656
NC453 Gamagara (Medium)						
Opening Balance	13 191	87 960	158 920	201 160	274 138	
Plus Receipts	126 280	58 095	81 381	55 245	56 777	
Sub Total	139 470	146 055	240 301	256 405	330 915	
Less Payments	-51 510	12 265	-19 090	17 732	-39 984	
Closing Balance	87 960	158 920	201 160	274 138	290 931	
DC45 John Taolo Gaetsewe (Medium)						
Opening Balance	10 627	10 627	10 627	10 600	10 607	11 524
Plus Receipts	10 627	5 617	5 617	4 817	866	4 142
Sub Total	21 254	16 244	16 244	15 417	11 473	15 666
Less Payments	-10 627	-10 627	-10 627	-10 600	-10 607	-11 524
Closing Balance	10 627	10 627	10 627	10 627	11 524	15 666
NC061 Richtersveld (Medium)						
Opening Balance	-1 212	-5 706	-5 670	-10 400	-11 105	-9 300
Plus Receipts		36			6 321	2 351
Sub Total	-1 212	-5 670	-5 670	-10 400	-4 784	-6 949
Less Payments	4 494	-1 176	4 703	-10 783	-10 225	-10 225
Closing Balance	-5 706	-5 670	-6 846	-15 183	-15 567	-17 074
NC062 Nama Khoi (Medium)						
Opening Balance	46 770	115 128	110 201	118 163	138 244	138 018
Plus Receipts	87 497	26 499	25 653	43 313	30 288	41 347
Sub Total	134 267	141 617	135 854	161 476	168 532	179 364
Less Payments	19 353	-31 426	-17 702	23 243	-30 525	-24 615
Closing Balance	115 114	110 190	118 152	138 233	138 007	154 750
NC064 Kamiesberg (Low)						
Opening Balance	618	4 079	1 726	-479	452	
Plus Receipts	9 664	35 944	4 928	12 088	11 608	
Sub Total	10 282	40 023	6 654	11 609	12 060	
Less Payments	-6 202	-38 297	-7 133	-11 157	-11 157	
Closing Balance	4 079	1 726	-479	452	452	
NC065 Hantam (Low)						
Opening Balance	6 238	30 130	34 167	11 700	8 108	24 273
Plus Receipts	78 366	40 703	29 462	30 467	121 945	53 026
Sub Total	85 003	70 833	63 629	42 167	130 054	77 800
Less Payments	-54 873	-36 666	-51 929	-34 059	-105 680	-71 833
Closing Balance	30 130	34 167	11 700	8 108	24 373	5 967
NC066 Karoo Hoogland (Medium)						
Opening Balance			27 017	66 510	82 736	116 922
Plus Receipts	31 952	30 085	19 013	39 400	94 973	
Sub Total	31 952	57 102	85 522	122 136	211 895	
Less Payments	-4 534	-4 987	-4 987	-2 787	-5 274	-6 936
Closing Balance	27 017	52 515	82 736	116 922	204 959	
NC067 Khai-Ma (Low)						
Opening Balance	856	2 947	3 803	1 183	2 787	-5 677
Plus Receipts	15 402	4 461	14 472	2 191	17 644	
Sub Total	16 258	2 947	15 265	4 974	11 907	
Less Payments	-13 100	-7 081	-12 668	-10 654	-13 704	
Closing Balance	2 947	2 947	1 183	2 787	-5 677	-1 736
DC6 Namakwa (Medium)						
Opening Balance	12 788	29 881	34 561	36 419	41 368	33 624
Plus Receipts	39 379	14 227	12 220	10 996	2 088	30 493
Sub Total	52 167	44 208	46 781	47 415	43 456	64 117
Less Payments	-18 800	-9 647	-6 371	-5 947	-9 831	-19 187
Closing Balance	33 367	34 561	36 419	41 368	33 624	44 930
NC071 Ubuntu (Medium)						
Opening Balance			25 149	47 703	63 398	78 332
Plus Receipts	25 320	20 656	37 386	20 553	16 097	
Sub Total	25 320	57 805	81 490	92 341	94 429	
Less Payments	-191	-10 116	-17 720	-14 026	-14 231	
Closing Balance	25 129	47 689	63 770	78 315	80 197	
NC072 Umsobomvu (Low)						
Opening Balance	-1 328	-1 007	-29 084	35 921	20 877	32 227
Plus Receipts	8 330	41 017	15 780	10 354	9 891	33 257
Sub Total	7 002	40 010	44 864	46 275	30 768	65 484
Less Payments	-8 009	-10 946	-8 944	-25 398	1 459	-8 414
Closing Balance	-1 007	-29 084	35 921	20 877	32 227	57 070
NC073 Emthanjeni (Medium)						
Opening Balance	45 294	76 367	86 857	128 018	72 822	241 783
Plus Receipts	45 294	121 661	196 289	307 023	362 494	586 151
Sub Total	90 588	198 028	283 146	435 041	435 316	827 934
Less Payments	-12 229	-17 284	-17 350	-18 126	-31 444	
Closing Balance	45 294	198 028	283 146	435 041	435 316	827 934
NC074 Kareeberg (Medium)						
Opening Balance	2	2	8 003	12 202	12 202	12 202
Plus Receipts	2	11 336	10 590		46 294	
Sub Total	2	11 338	18 594	12 202	58 496	
Less Payments		-3 334	-6 391		-85 304	
Closing Balance	2	8 003	12 202	12 202	26 807	
NC075 Renosterberg (Medium)						
Opening Balance	45 245	-31 317	-29 323	-535	12 933	19 369
Plus Receipts	22 298	6 472	27 634	12 298	11 243	39 166
Sub Total	22 947	-24 845	-1 689	11 764	24 177	58 534
Less Payments	-8 370	-4 478	1 154	1 149	-4 808	-155 020
Closing Balance	31 317	-29 323	-535	12 933	19 369	97 086
NC076 Thembehlhe (Low)						
Opening Balance	30 626		78 642	91 355	107 958	
Plus Receipts	30 626	52 145	13 253	18 577	93 432	
Sub Total	61 252	82 771	91 895	109 932	201 390	
Less Payments	-1 120	-540	-1 974	-548	-648	
Closing Balance	30 626	78 642	91 355	107 958	200 722	



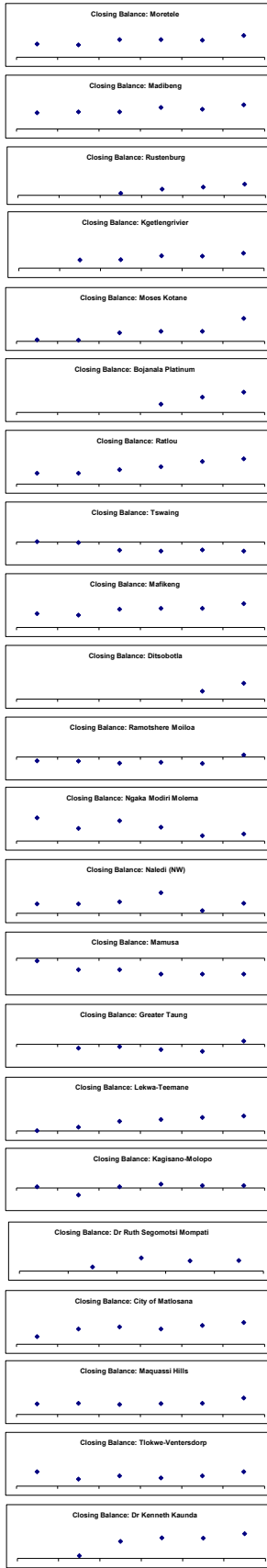
Cash Flow Summary for Financial Year End - 2024

R thousand	July	Aug	Sept	Oct	Nov	Dec
NC077 Siyathemba (Medium)						
Opening Balance	15 251		51 495	85 541	135 128	163 576
Plus Receipts	19 602	42 400	37 919	57 623	34 444	155 050
SubTotal	19 602	57 651	89 413	143 364	169 572	318 626
Less Payments	-4 351	-6 156	-3 872	-8 443	-5 996	-5 802
Closing Balance	15 251	51 495	85 541	134 921	163 576	312 824
NC078 Siyancuma (Medium)						
Opening Balance	127 684		200 307	246 763	292 386	325 599
Plus Receipts	131 906	80 336	45 503	48 940	38 999	214 797
SubTotal	131 906	208 020	245 809	295 704	331 385	540 396
Less Payments	-4 223	-7 713	-5 046	-6 337	-5 786	-13 373
Closing Balance	127 684	200 307	240 763	289 366	325 599	527 024
DC7 Pixley Ka Seme (NC) (Medium)						
Opening Balance	609	37 000	24 620	26 057	25 214	25 304
Plus Receipts	37 155	-10 109	3 487	977	1 233	21 383
SubTotal	37 763	26 891	28 108	27 034	26 447	46 687
Less Payments	-763	-2 271	-2 050	-1 821	-1 143	-6 994
Closing Balance	37 000	24 620	26 057	25 214	25 304	39 694
NC082 Kkail Garib (Low)						
Opening Balance	104	100 320	256 571	318 371	386 372	386 372
Plus Receipts	104	100 216	156 251	61 918	68 951	311 015
SubTotal	104	100 320	256 571	318 489	387 322	697 387
Less Payments				-118	449	736
Closing Balance	104	100 320	256 571	318 371	386 372	696 651
NC084 Kkheis (Low)						
Opening Balance			518	5 194	7 483	6 235
Plus Receipts	58	2 016	18 006	5 456	1 499	95
SubTotal	58	2 016	18 524	10 650	8 982	6 330
Less Payments	-576	-576	-12 893	-3 167	1 139	-2 937
Closing Balance		518	5 194	7 483	10 321	3 393
NC085 Tsantsabane (Low)						
Opening Balance		20 009	10 901	16 180	7 391	-130
Plus Receipts	31 648	2 016	21 301	11 202	11 600	2 507
SubTotal	31 648	22 024	32 202	27 382	18 991	2 377
Less Payments	-11 439	-11 124	-16 021	-19 991	-19 121	-32 001
Closing Balance	20 009	10 901	16 180	7 391	-130	-29 624
NC086 Kgatelopele (Low)						
Opening Balance	311	1 007	1 007	1 223	5 069	8 603
Plus Receipts	319	498	-2 228	4 297	3 626	2 169
SubTotal	319	1 009	-1 219	5 075	8 695	11 332
Less Payments	-8	-2	-3	-6	-6	-93
Closing Balance	311	1 007	-1 223	5 069	8 603	11 371
NC087 Dawid Kruijer (Medium)						
Opening Balance	33 013	126 411	149 421	156 373	186 529	231 567
Plus Receipts	127 604	47 891	64 954	34 211	34 024	110 005
SubTotal	160 617	194 502	204 374	220 584	260 563	341 571
Less Payments	-33 988	-45 081	-48 001	-44 055	-28 997	-42 059
Closing Balance	126 630	149 421	156 373	186 529	231 567	279 512
DC8 Z F Mgcau (Medium)						
Opening Balance		-104	1 401	-2 417	-2 561	-3 497
Plus Receipts	42	-1 359	1 272	354	354	949
SubTotal	42	-104	242	-1 144	-2 205	-2 748
Less Payments	-146	-2 659	-2 659	-1 417	-1 492	-1 820
Closing Balance	-104	-104	-2 417	-2 561	-3 497	-4 568
NC091 Sol Plaatje (High)						
Opening Balance	87 315	85 386	155 729	202 283	-53 652	107 661
Plus Receipts	367 383	170 497	219 979	181 246	180 206	374 754
SubTotal	280 068	85 112	375 709	383 528	126 554	482 415
Less Payments	-364 714	-126 973	-173 426	-239 590	-216 484	-286 923
Closing Balance	84 648	-41 861	202 283	143 938	-89 930	195 491
NC092 Dikgatlong (Low)						
Opening Balance		298 324	308 555	300 473	314 722	340 093
Plus Receipts	326 842	21 271	19 563	28 073	38 458	1 554
SubTotal	326 842	319 595	328 118	328 546	353 179	341 647
Less Payments	-28 519	-11 040	-27 644	-13 824	-13 086	-13 567
Closing Balance	298 324	308 555	300 473	314 722	340 093	328 080
NC093 Magareng (Low)						
Opening Balance	608	22 114	28 299	28 299	48 050	38 720
Plus Receipts	40 231	12 292		39 218	6 341	25 213
SubTotal	41 059	34 407	28 299	67 518	54 391	63 932
Less Payments	-18 850	-6 107		-19 467	-15 672	-21 342
Closing Balance	22 209	28 299	28 299	48 050	38 720	42 590
NC094 Phokwane (Medium)						
Opening Balance	-803	7 115	19 662	27 397	19 745	15 029
Plus Receipts	8 402	14 955	21 763	16 010	14 008	16 064
SubTotal	7 598	22 070	41 425	43 407	33 754	31 093
Less Payments	-484	-8 308	-14 008	-23 462	-18 724	-24 326
Closing Balance	7 115	13 762	27 397	19 745	15 029	6 767
DC9 Frances Baard (Medium)						
Opening Balance		118 254	108 008	111 876	106 137	97 901
Plus Receipts	556	-6 388		870	139	358
SubTotal	556	111 866	118 396	112 646	106 276	98 259
Less Payments	-6 716	-3 857	-3 520	-6 549	-8 374	-3 811
Closing Balance	-6 160	108 008	111 876	106 137	97 901	94 448










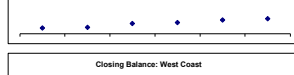

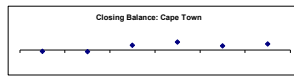
Cash Flow Summary for Financial Year End - 2024

R thousand	July	Aug	Sept	Oct	Nov	Dec
NW NORTH WEST						
NW571 Moretele (Low)						
Opening Balance	272 164	467 376	435 643	638 594	631 852	612 164
Plus Receipts	242 214	3 669	45 024	27 032	162	175 205
Sub Total	514 378	471 046	480 667	665 626	632 014	787 369
Less Payments	46 558	35 403	157 919	33 781	19 848	226
Closing Balance	467 820	435 643	638 588	631 846	612 165	787 142
NW372 Madišong (High)						
Opening Balance	205 609	577 976	615 177	611 247	751 206	708 401
Plus Receipts	706 036	201 297	216 801	384 198	202 356	645 413
Sub Total	911 645	779 273	831 979	995 446	953 562	1 353 814
Less Payments	333 913	344 096	220 721	302 813	245 141	482 685
Closing Balance	577 731	435 177	611 247	692 633	708 401	871 209
NW373 Rustenburg (High)						
Opening Balance				842 251	2 638 759	3 542 743
Plus Receipts				1 796 735	904 088	1 388 940
Sub Total				2 638 986	3 542 847	4 931 683
Less Payments				74	227	100
Closing Balance				2 638 759	3 542 743	4 931 583
NW374 Kgellengrivier (Low)						
Opening Balance	2 183	54 983	58 645	83 620	80 802	80 802
Plus Receipts	75 216	15 226	30 316	2 912	53 931	53 931
Sub Total	77 399	70 209	89 381	86 532	134 734	134 734
Less Payments	22 516	11 845	5 141	5 729	33 976	33 976
Closing Balance	54 883	58 364	84 240	80 803	100 758	100 758
NW375 Moses Kotane (Medium)						
Opening Balance	38 843	41 836	38 143	304 841	354 421	351 668
Plus Receipts	132 800	79 480	316 957	130 275	66 150	233 440
Sub Total	171 643	121 316	355 100	435 116	420 571	675 316
Less Payments	175 880	83 372	50 260	80 994	48 903	150 533
Closing Balance	41 824	38 143	304 841	354 421	351 668	625 849
DC37 Bojanala Platinum (High)						
Opening Balance					296	543
Plus Receipts					296	184
Sub Total					296	543
Less Payments						727
Closing Balance					296	543
NW381 Ratlou (Low)						
Opening Balance	76 491	76 731	76 731	104 140	125 274	163 991
Plus Receipts	76 491	76 731	27 418	21 154	38 020	22 720
Sub Total	152 982	153 462	104 149	125 294	163 294	186 711
Less Payments	40		-9	-20	697	-3 240
Closing Balance	152 942	153 462	104 140	125 274	163 991	183 471
NW382 Tswaing (Low)						
Opening Balance		-2 378	-7 877	-123 155	-133 654	-116 403
Plus Receipts	384	14 594	152 727	-11 730	18 817	-84 502
Sub Total	384	12 216	144 850	-134 885	-114 837	-200 906
Less Payments		5 838	37 449	1 229	-1 565	66 044
Closing Balance	384	6 378	107 401	-136 114	-116 403	-134 862
NW383 Matleng (Low)						
Opening Balance	202 058	491 209	444 873	658 897	690 185	689 625
Plus Receipts	281 749	39 015	230 390	33 054	30 701	172 368
Sub Total	483 807	530 224	675 263	691 951	720 886	861 993
Less Payments	14 459	-7 321	-16 364	-1 765	-31 261	-6 245
Closing Balance	469 348	522 903	658 897	690 185	689 625	855 748
NW384 Ditsobotla (Low)						
Opening Balance						564
Plus Receipts						564
Sub Total						1 129
Less Payments						
Closing Balance						564
NW385 Ramotšhere Moiloa (Low)						
Opening Balance	146	-21 078	-37 881	-46 348	-47 065	34 386
Plus Receipts	1 520	-5 164	4	41	57	4 148
Sub Total	1 666	-26 242	-37 877	-46 307	-46 908	38 534
Less Payments	38 406	-4 403	8 917	6 240	811	-24 307
Closing Balance	-26 740	-30 845	-46 795	-40 027	-47 679	14 227
DC38 Ngaka Modiri Molema (Low)						
Opening Balance	416 981	224 135	365 946	240 445	140 321	151 667
Plus Receipts			2 900	2 998	1 341	1 278
Sub Total	416 981	224 135	368 846	243 443	141 662	152 945
Less Payments			227	1 385	-49 430	30 418
Closing Balance	416 981	224 135	368 619	242 058	92 232	122 527
NW392 Naledi (NW) (Low)						
Opening Balance		34 378	34 378	67 713	74 729	7 839
Plus Receipts	35 623	4 439	5 418	6 916	19 180	42 021
Sub Total	35 623	38 817	39 796	74 629	93 909	50 860
Less Payments	1 544			12 165	-3 117	-4 229
Closing Balance	34 378	38 817	39 796	62 464	97 026	46 631
NW393 Mamasu (Medium)						
Opening Balance	722	-21 367	-21 772	28 075	-28 861	-28 861
Plus Receipts	7 673	4 439	5 418	12 216		
Sub Total	8 395	-16 928	-16 354	40 291	-28 861	-28 861
Less Payments	-11 139	-3 669	-4 506	-3 002		
Closing Balance	-4 788	-20 897	-20 861	37 289	-28 861	-28 861
NW394 Greater Taung (Medium)						
Opening Balance		-343	-29 725	-19 179	-39 199	53 827
Plus Receipts		7 399	31 978	2 223	2 851	97 457
Sub Total		7 056	2 253	-16 956	-36 347	44 630
Less Payments		-36 781	-21 432	-22 242	-16 480	-22 379
Closing Balance		-29 725	-19 179	-39 199	-52 827	22 251
NW396 Lekwa-Teemane (Low)						
Opening Balance		34 672	14 173	34 672	41 197	49 217
Plus Receipts	1 441	-20 499	20 499	6 525	8 020	5 007
Sub Total	1 441	14 173	34 672	41 197	49 217	54 223
Less Payments						
Closing Balance	1 441	14 173	34 672	41 197	49 217	54 223
NW397 Kagisano-Molopo (Low)						
Opening Balance		697	5 420	740	2 574	1 616
Plus Receipts		-1				
Sub Total		696	5 420	740	2 574	1 616
Less Payments		697	6 160	1 833	958	80
Closing Balance			-740	2 574	1 616	1 536
DC39 Dr Ruth Segomotsi Mompati (Medium)						
Opening Balance		85 000	284 537	286 096	221 518	224 044
Plus Receipts		393	1 558	44 601	2 546	9 761
Sub Total		85 393	286 096	330 697	224 064	233 805
Less Payments		25	23			
Closing Balance		85 415	286 096	330 674	224 064	233 805
NW403 City of Matlosana (High)						
Opening Balance	62 116	573 422	1 101 233	1 134 226	1 202 103	1 361 478
Plus Receipts	758 776	579 655	352 498	205 206	250 934	498 286
Sub Total	820 892	1 153 077	1 453 731	1 339 432	1 453 037	1 859 764
Less Payments	200 137	51 844	214 922	342 102	49 359	303 627
Closing Balance	530 755	1 101 233	1 238 809	1 097 330	1 361 478	1 556 137
NW404 Maquassi Hills (Medium)						
Opening Balance	34 809	66 567	78 626	72 009	78 300	79 958
Plus Receipts	87 206	25 544	24 689	8 291	35 256	71 415
Sub Total	122 015	92 111	103 315	80 300	113 556	151 373
Less Payments	46 864	13 485	23 206	2 100	33 596	32 008
Closing Balance	75 150	78 626	72 009	78 300	79 958	118 565
NW405 J B Marks (High)						
Opening Balance	144 461	202 872	123 523	180 671	147 164	182 061
Plus Receipts	249 896	145 295	268 014	176 490	134 286	278 479
Sub Total	414 357	348 167	391 537	357 161	281 450	460 540
Less Payments	-157 447	-224 674	-150 866	-209 991	-139 361	-195 929
Closing Balance	256 910	123 493	240 671	147 161	142 089	264 611
DC40 Dr Kenneth Kaunda (Medium)						
Opening Balance			142 742	311 341	376 488	366 562
Plus Receipts		43 647	191 410	114 248	718	72 338
Sub Total		43 647	334 151	425 589	377 206	438 900
Less Payments		2 293	-22 910	-10 022	-9 624	8 214
Closing Balance		41 354	311 241	415 567	367 582	447 114



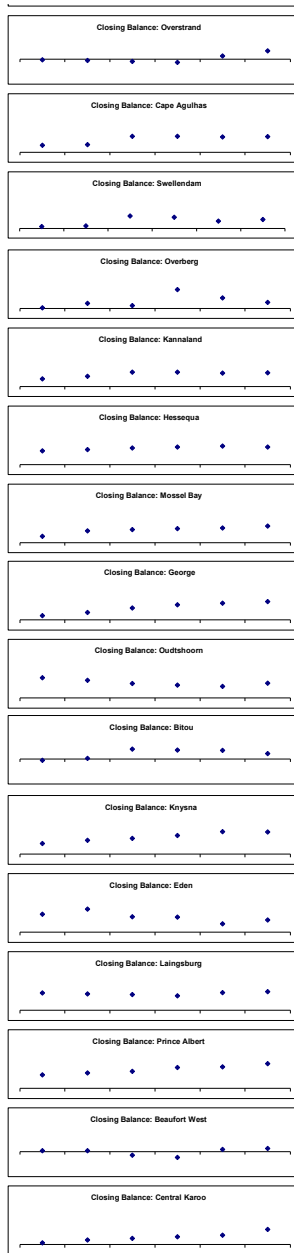
Cash Flow Summary for Financial Year End - 2024

R thousand	July	Aug	Sept	Oct	Nov	Dec
WC WESTERN CAPE						
CPT Cape Town (High)						
Opening Balance:		-2 080 000	10 148 384	6 006 757	10 152 444	5 162 472
Plus Receipts	4 079 802	4 089 696	895 139	8 478 364	189 813	8 217 632
SubTotal	4 079 802	2 009 696	11 043 523	14 485 121	10 342 258	13 380 104
Less Payments	-6 159 802	-4 456 251	-5 036 766	-4 532 677	-5 179 786	-5 571 487
Closing Balance	-2 080 000	-2 446 555	6 006 757	10 152 444	5 162 472	7 808 617
WC011 Matzikama (Medium)						
Opening Balance:		18 509	18 159	27 437	37 438	-38 476
Plus Receipts		68 825	38 410	34 548	39 983	42 135
SubTotal		87 334	56 570	61 985	77 421	3 660
Less Payments		-69 175	-29 133	-24 547	-115 897	-55 842
Closing Balance		18 159	27 437	37 438	-38 476	-52 182
WC012 Cederberg (Low)						
Opening Balance:	28 854	92 390	110 526	124 163	132 079	146 793
Plus Receipts	80 965	30 246	33 019	30 719	34 842	49 009
SubTotal	109 819	122 636	143 545	154 881	166 921	195 802
Less Payments	-17 352	-12 110	-19 363	-22 883	-20 127	-14 096
Closing Balance	92 466	110 526	124 163	132 079	146 793	181 706
WC013 Bergrivier (Medium)						
Opening Balance:	174 894	184 494	195 149	182 744	174 016	148 078
Plus Receipts	54 248	55 192	34 922	36 225	39 457	59 026
SubTotal	229 142	239 686	230 071	218 969	213 473	207 103
Less Payments	-44 526	-44 538	-47 326	-45 053	-45 395	-39 625
Closing Balance	184 616	195 149	182 744	174 016	148 078	167 478
WC014 Saldanha Bay (High)						
Opening Balance:	781 645	726 237	698 487	674 212	709 598	684 622
Plus Receipts	173 370	130 637	125 150	146 322	125 337	175 887
SubTotal	955 015	856 873	823 636	840 534	835 334	860 509
Less Payments	-228 778	-158 386	-149 424	-130 937	-150 712	-147 340
Closing Balance	726 237	698 487	674 212	709 598	684 622	713 168
WC015 Swartland (Medium)						
Opening Balance:	722 017	837 080	841 742	865 792	873 311	898 953
Plus Receipts	149 697	76 844	115 056	83 751	112 542	152 495
SubTotal	871 713	913 924	956 798	949 543	985 853	1 051 448
Less Payments	-34 634	-74 202	-87 009	-76 232	-94 900	-145 055
Closing Balance	837 080	841 742	865 792	873 311	890 953	898 393
DC1 West Coast (Medium)						
Opening Balance:		6 834	351 394	353 685	365 542	340 036
Plus Receipts	16 506	7 481	11 253	33 889	5 192	7 340
SubTotal	16 506	14 315	362 647	387 573	370 735	347 376
Less Payments	-6 672	-7 250	-8 962	-22 031	-30 699	-3 142
Closing Balance	6 834	7 065	353 685	365 542	340 036	344 234
WC022 Witsenberg (Low)						
Opening Balance:		86 959	288 072	317 985	344 240	369 348
Plus Receipts	100 844	63 427	82 803	65 544	66 025	89 025
SubTotal	100 844	150 386	370 875	383 529	410 265	458 373
Less Payments	-13 884	-89 116	-52 890	-39 289	-40 917	-41 257
Closing Balance	86 959	61 271	317 985	344 240	369 348	417 116
WC023 Drakenstein (High)						
Opening Balance:	445 270	799 880	1 017 845	960 649	1 098 099	1 340 704
Plus Receipts	596 889	561 102	212 872	334 556	590 041	281 267
SubTotal	1 042 159	1 360 982	1 230 717	1 295 205	1 688 140	1 621 971
Less Payments	-242 279	-343 138	-270 848	-197 126	-347 436	-348 608
Closing Balance	799 880	1 017 845	960 649	1 098 099	1 340 704	1 273 363
WC024 Stellenbosch (High)						
Opening Balance:		308 900	881 920	931 626	1 195 905	1 180 038
Plus Receipts	394 423	195 633	192 812	212 345	173 865	235 106
SubTotal	394 423	504 533	1 074 732	1 143 971	1 369 770	1 415 144
Less Payments	-85 233	-202 913	-143 106	-51 634	-189 732	-122 470
Closing Balance	308 900	301 619	931 626	1 195 905	1 180 038	1 292 674
WC025 Breede Valley (High)						
Opening Balance:		123 872	149 143	311 686	305 732	330 923
Plus Receipts	161 583	121 690	112 255	76 823	96 207	141 429
SubTotal	161 583	265 562	261 398	388 509	401 939	472 352
Less Payments	-37 711	-66 419	-103 710	-82 737	-71 016	-80 332
Closing Balance	123 872	149 143	152 687	305 732	330 923	391 480
WC026 Langeberg (Medium)						
Opening Balance:	365 039	442 075	434 145	403 548	399 191	367 752
Plus Receipts	129 605	77 833	68 343	75 399	68 841	100 319
SubTotal	494 644	519 908	502 488	478 947	468 031	468 071
Less Payments	-52 549	-85 763	-68 939	-79 757	-100 279	-99 196
Closing Balance	442 075	434 145	403 548	399 191	367 752	368 876
DC2 Cape Winelands DM (Medium)						
Opening Balance:	443 542	377 568	574 997	550 009	497 548	499 760
Plus Receipts	-129 243	232 164	-20 158	4 385	32 824	19 538
SubTotal	314 299	609 732	554 839	554 394	530 372	519 298
Less Payments	-136 731	-34 735	-45 145	-57 166	-30 611	-21 543
Closing Balance	377 568	574 997	550 009	497 548	499 760	497 755
WC031 Theewaterskloof (Medium)						
Opening Balance:	85 861	58 541	83 010	113 835	133 235	161 156
Plus Receipts	78 912	48 523	67 585	60 209	48 452	78 239
SubTotal	164 773	107 064	150 595	154 044	181 687	239 427
Less Payments	-106 349	-44 054	-68 480	-20 809	-20 532	-44 813
Closing Balance	58 424	63 010	82 115	133 235	161 156	174 614



Cash Flow Summary for Financial Year End - 2024

R thousand	July	Aug	Sept	Oct	Nov	Dec
WC032 Overstrand (High)						
Opening Balance		40 579	200 264	-322 081	450 761	1 051 765
Plus Receipts	42 352	33 435	33 923	35 587	1 076 233	242 564
SubTotal	42 352	57 144	-166 441	-287 494	565 452	1 294 329
Less Payments	-132 931	-143 220	-156 639	-163 287	-160 222	-184 858
Closing Balance	-90 579	200 364	-322 081	-450 761	405 230	1 109 471
WC033 Cape Agulhas (Low)						
Opening Balance	119 249	114 728	122 010	262 909	264 831	254 386
Plus Receipts	42 156	34 748	30 527	44 045	39 698	46 128
SubTotal	161 405	149 475	152 537	306 954	304 529	300 514
Less Payments	-47 003	-27 466	-110 372	-42 123	-50 143	-41 786
Closing Balance	114 402	122 010	262 909	264 831	254 386	258 729
WC034 Swellendam (Low)						
Opening Balance	31 205	163 932	209 478	191 982		1 21 209
Plus Receipts	36 837	21 945	22 201	9 322	49 945	45 422
SubTotal	36 837	53 150	186 133	218 800	241 927	166 630
Less Payments	-5 632	-10 991	-23 346	-28 819	-120 718	-18 261
Closing Balance	31 205	42 159	209 478	191 982	121 209	148 370
DC3 Overberg (Medium)						
Opening Balance		356	8 359	36 076	31 168	17 339
Plus Receipts	3 135	15 051	2 725	5 456	1 233	3 596
SubTotal	3 135	15 406	11 084	41 532	32 401	20 935
Less Payments	-2 779	-7 047	-4 809	-10 364	-15 262	-11 113
Closing Balance	356	8 359	4 275	31 168	17 339	9 821
WC041 Kannaland (Medium)						
Opening Balance		24 744	33 602	67 514	47 745	44 080
Plus Receipts	25 432	17 516	15 702	9 839	11 623	20 539
SubTotal	25 432	42 260	49 305	77 353	59 368	64 619
Less Payments	-488	-6 637	-2 520	-29 608	-15 268	-19 938
Closing Balance	24 744	33 602	46 784	47 745	44 080	44 681
WC042 Hessequa (Medium)						
Opening Balance	403 385	459 650	499 494	545 545	575 044	612 961
Plus Receipts	188 065	103 089	194 756	123 036	203 673	168 238
SubTotal	591 451	562 739	694 250	668 581	778 717	781 199
Less Payments	-143 329	-73 045	-137 905	-94 536	-165 756	-202 594
Closing Balance	448 121	489 694	556 345	574 045	612 961	578 605
WC043 Mossel Bay (High)						
Opening Balance	613 723	410 905	768 504	856 620	926 145	976 866
Plus Receipts	-132 916	373 849	107 394	111 380	108 366	156 232
SubTotal	480 807	784 754	875 898	968 001	1 034 491	1 133 098
Less Payments	-29 642	-16 250	-19 278	-42 255	-57 625	-45 736
Closing Balance	410 905	768 504	856 620	926 145	976 866	1 087 363
WC044 George (High)						
Opening Balance		492 167	2 050 440	1 980 273	2 525 247	2 759 990
Plus Receipts	1 114 452	1 013 204	1 61 160	490 262	461 380	584 646
SubTotal	1 114 452	1 705 391	2 211 800	2 470 535	2 986 628	3 344 636
Less Payments	-422 265	-498 627	-231 527	-447 308	-226 637	-309 529
Closing Balance	692 187	1 206 763	1 980 273	2 525 247	2 759 990	3 035 107
WC045 Outshoorn (Medium)						
Opening Balance	129 131	133 671	117 099	95 361	85 256	77 407
Plus Receipts	95 959	75 765	68 379	66 609	44 715	104 887
SubTotal	225 090	209 436	185 478	161 970	149 972	182 294
Less Payments	-91 419	-92 350	-90 117	-76 713	-72 564	-83 280
Closing Balance	133 671	117 087	95 361	85 256	77 407	99 014
WC047 Bitou (Medium)						
Opening Balance		-20 153	99 457	128 391	125 774	104 873
Plus Receipts	484	1 165	2 229	926	1 351	1 359
SubTotal	484	-18 988	101 685	129 317	127 125	106 232
Less Payments	-20 637	23 367	26 706	-10 400	-15 395	-35 586
Closing Balance	-20 153	4 379	128 391	118 917	111 730	70 646
WC048 Krystna (Medium)						
Opening Balance	20 358	70 771	90 597	104 737	123 117	149 493
Plus Receipts	115 930	75 893	69 356	63 799	77 201	87 229
SubTotal	136 287	146 664	159 953	168 536	200 318	236 722
Less Payments	-65 516	-56 067	-55 216	-45 419	-50 825	-49 596
Closing Balance	70 771	90 597	104 737	123 117	149 493	141 126
DC4 Garden Route (Medium)						
Opening Balance	97 950	119 575	152 485	144 938	100 720	54 999
Plus Receipts	28 510	73 983	5 895	5 575	6 337	67 658
SubTotal	126 460	193 558	158 381	150 513	107 057	122 657
Less Payments	-4 884	-40 873	-58 186	-49 783	-50 058	-41 801
Closing Balance	119 575	152 485	102 475	100 730	54 999	80 856
WC051 Laingsburg (Medium)						
Opening Balance	2 477	107 613	104 449	102 048	97 913	108 562
Plus Receipts	112 649	7 652	6 069	4 891	18 833	13 785
SubTotal	115 126	115 265	110 518	106 939	116 746	122 347
Less Payments	-7 513	-10 616	-8 470	-9 025	-8 183	-11 020
Closing Balance	107 613	104 449	102 048	97 913	108 562	111 327
WC052 Prince Albert (Medium)						
Opening Balance	52 395	89 805	101 653	112 749	138 017	143 480
Plus Receipts	39 276	15 948	19 062	31 180	14 952	31 799
SubTotal	91 671	105 753	120 715	143 929	152 969	175 279
Less Payments	-1 867	-4 100	-7 965	-5 913	-9 489	-10 050
Closing Balance	89 805	101 653	112 749	138 017	143 480	165 229
WC053 Beaufort West (Medium)						
Opening Balance		9 165	9 165	-51 120	-79 101	27 523
Plus Receipts	51 360	51 141	50 141	10 222	148 380	50 110
SubTotal	51 360	9 165	59 306	-40 898	69 279	77 633
Less Payments	-42 095		-110 426	-44 713	-37 756	-38 739
Closing Balance	9 165	9 165	-51 120	-79 101	27 523	38 894
DC5 Central Karoo (Medium)						
Opening Balance		28 073	75 809	102 996	128 239	153 516
Plus Receipts	36 856	51 925	37 426	34 328	31 274	103 019
SubTotal	36 856	80 048	113 225	137 324	159 513	256 535
Less Payments	-8 783	-4 239	-10 229	-9 085	-5 997	-3 721
Closing Balance	28 073	75 809	102 996	128 239	153 516	251 814



Source: National Treasury Local Government Database