

Cash Flow Summary for Financial Year End : 2024





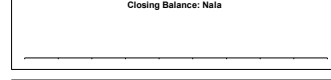
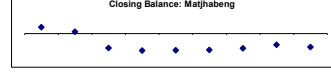

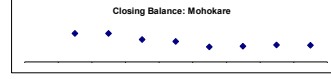


R thousand	July	Aug	Sept	Oct	Nov	Dec	Jan	Feb	Mar
EC EASTERN CAPE									
BUF Buffalo City (High)									
Opening Balance	679 878	974 923	1 101 301	832 281	1 428 302	1 548 014	2 064 417	1 923 682	2 025 724
Plus Receipts	942 678	902 597	599 226	1 285 531	814 576	1 209 487	462 461	741 703	1 555 928
Sub Total	1 622 496	1 877 520	1 700 527	2 117 811	2 242 878	2 757 501	2 526 878	2 665 385	3 581 651
Less Payments	-647 573	-776 219	-868 246	-689 509	-694 864	-493 241	-603 196	-639 661	-493 095
Closing Balance	974 923	1 101 301	832 281	1 428 302	1 548 014	2 064 260	1 923 682	2 025 724	2 888 557
NMA Nelson Mandela Bay (High)									
Opening Balance		3 251 143	3 781 681	3 505 311	-7 822 377	3 967 907	4 002 547	3 859 838	4 708 024
Plus Receipts	2 916 023	12 122	621 131	-10 792 036	6 892 954	91 192	-155 967	75 917	542 347
Sub Total	2 916 023	3 263 265	4 402 812	-7 286 725	-929 423	4 059 100	3 846 580	3 935 755	5 250 371
Less Payments	335 121	518 416	-497 501	-535 652	82 300	-56 553	13 259	772 269	-763 339
Closing Balance	3 251 143	3 781 681	3 505 311	-7 822 377	-847 122	4 002 547	3 859 838	4 708 024	4 487 032
EC101 Dr Beyers Naude (Low)									
Opening Balance	996	64 206	85 573	90 763	103 447	104 639	142 958	147 817	147 817
Plus Receipts	80 236	39 404	36 905	31 507	25 995	68 511	20 481		97 674
Sub Total	81 232	103 609	122 478	122 271	129 442	173 151	163 638	147 817	245 491
Less Payments	-17 026	-18 036	-31 715	-18 824	-24 803	-30 193	-15 821		-51 916
Closing Balance	64 206	85 573	90 763	103 447	104 639	142 958	147 817	147 817	193 575
EC102 Blue Crane Route (Low)									
Opening Balance		35 802	35 557	47 348	52 967	69 109	100 164	112 368	123 074
Plus Receipts	36 707		12 865	12 785	12 334	35 995	15 813	13 430	35 469
Sub Total	36 707	35 802	48 423	60 133	65 301	105 104	115 977	125 798	158 543
Less Payments	-905	-245	-1 075	-7166	-4 911	-4 940	-3 609	-2 498	-4 996
Closing Balance	35 802	35 557	47 348	52 967	60 390	100 164	112 368	123 300	153 548
EC104 Makana (Medium)									
Opening Balance	65 050	100 812	100 812	100 812	69 552	41 532	16 801	-64 623	-97 331
Plus Receipts	61 421		26 379	8 392	28 421	44 163	13 174	49 584	
Sub Total	126 471	100 812	100 812	109 204	97 973	85 695	60 964	-15 039	-47 748
Less Payments	-25 658		-57 639	-36 413	-53 152	-125 587	-45 881	-59 640	
Closing Balance	100 812	100 812	100 812	69 552	41 532	16 801	-64 623	-97 331	-107 387
EC105 Ndlambe (Low)									
Opening Balance	63 992	41 828	36 200	110 189	123 574	84 712	105 246	107 399	87 824
Plus Receipts	44 960	54 152	138 749	71 752	33 637	93 585	55 849	34 441	157 228
Sub Total	108 952	95 980	174 949	181 941	157 211	178 296	161 095	141 840	245 052
Less Payments	-70 367	-59 780	-44 161	-58 366	-72 500	-71 050	-53 696	-54 016	-54 814
Closing Balance	38 585	36 200	110 189	123 574	84 712	105 246	107 399	87 824	190 238
EC106 Sundays River Valley (Medium)									
Opening Balance	4 367	16 529	30 932	7 015	-20 226	-46 736	-46 679	-45 600	-65 217
Plus Receipts	46 964	27 780	20 345	6 986	7 512	1 502	1 502	8 191	41 054
Sub Total	51 331	44 309	51 277	14 001	-12 714	-46 736	-45 177	-37 409	-24 163
Less Payments	-34 802	-13 377	-44 263	-34 227	-34 022	57	-423	-27 808	-25 371
Closing Balance	16 529	30 932	7 015	-20 226	-46 736	-46 679	-45 600	-65 217	-49 534
EC108 Kouga (Medium)									
Opening Balance		168 604	297 082	514 115	620 814	743 838	900 546	1 018 477	1 118 240
Plus Receipts	106 341	57 985	51 866	56 873	53 617	108 281	58 981	52 690	99 574
Sub Total	106 341	226 589	348 947	570 988	674 431	852 119	959 527	1 071 167	1 217 814
Less Payments	43 264	70 492	40 232	49 626	69 407	48 422	58 950	47 073	65 375
Closing Balance	168 604	297 082	409 180	620 814	743 838	900 540	1 018 477	1 118 240	1 263 189
EC109 Kou-Kamma (Medium)									
Opening Balance	36 412	47 112	36 282	10 551	-12 151	-26 830	-21 484	-33 010	-49 232
Plus Receipts	27 065	10 323	7 718	6 052	16 910	28 907	4 674	8 804	31 590
Sub Total	63 477	57 435	44 000	16 603	4 759	2 077	-16 810	-24 206	-17 642
Less Payments	-15 253	-2 908	-25 687	-12 965	-20 511	-17 055	-13 086	-10 016	-21 325
Closing Balance	48 224	54 527	18 313	3 638	-15 751	-14 978	-29 896	-34 223	-38 967
DC10 Sarah Bartman (Medium)									
Opening Balance		3 835	3 455	3 108	2 718	2 447	2 018	1 559	211 707
Plus Receipts									54
Sub Total		3 835	3 455	3 108	2 718	2 447	2 018	1 559	211 653
Less Payments		-380	-347	-390	-211	-429	-459	-385	-443
Closing Balance		3 835	3 455	3 108	2 718	2 447	2 018	1 559	211 210
EC121 Mhhashe (Low)									
Opening Balance	34 181	34 182	34 182	31 476	33 123	34 915	36 841	39 751	59 523
Plus Receipts				1 647	1 791	1 926	2 910	19 773	1 590
Sub Total	34 181	34 182	34 182	33 123	34 915	36 841	39 751	59 523	61 113
Less Payments									
Closing Balance	34 181	34 182	34 182	33 123	34 915	36 841	39 751	59 523	61 113
EC122 Mnquma (Medium)									
Opening Balance	985 662	1 179 925	1 352 866	1 317 544	1 327 327	2 066 742	2 043 651	2 043 651	2 161 212
Plus Receipts	1 018 936	37 528	210 717	5 949	65 396	779 351	19 018	151 522	601 085
Sub Total	1 018 936	1 023 100	1 390 643	1 358 815	1 372 940	2 106 678	2 086 340	2 195 204	2 844 297
Less Payments	-33 274	-37 504	-37 777	-41 271	-45 613	-39 935	-42 709	-33 992	-43 563
Closing Balance	985 662	985 666	1 352 866	1 317 544	1 327 327	2 066 742	2 043 651	2 161 212	2 800 734
EC123 Great Kei (Low)									
Opening Balance		13 249	58 587	63 264	76 456	99 488	102 987	112 211	133 060
Plus Receipts	22 525	21 209	19 934	22 372	41 270	23 952	23 968	35 284	26 114
Sub Total	22 525	34 458	78 521	85 635	117 726	123 440	126 956	147 495	159 173
Less Payments	-9 277	-9 418	-15 379	-9 180	-18 389	-20 453	-14 744	-14 785	-15 967
Closing Balance	13 249	25 040	63 142	76 456	99 337	102 987	112 211	132 710	143 206
EC124 Amahlathi (Low)									
Opening Balance		24 032	24 442	-22 291	-12 812	-5 950	-283	5 311	36 679
Plus Receipts	8 330		9 480	6 862	5 666	5 594	5 311	31 368	30 768
Sub Total	8 330	24 032	22 291	-12 812	-5 950	-283	5 311	36 679	67 446
Less Payments		409							
Closing Balance	8 330	24 442	-22 291	-12 812	-5 950	-283	5 311	36 679	67 446
EC126 Ngqushwa (Medium)									
Opening Balance	67 048	66 945	67 666	24 394	35 815	40 243	54 484	56 238	100 141
Plus Receipts		43 787	11 467	3 969	14 236	1 651	43 874	9 985	
Sub Total	67 048	66 945	23 879	35 861	39 784	54 479	56 135	100 112	110 126
Less Payments	-103	721	514	-46	459	5	103	30	28
Closing Balance	66 945	67 666	24 394	35 815	40 243	54 484	56 238	100 141	110 155
EC129 Raymond Mhlaba (Low)									
Opening Balance	9 713	-32 843	-42 315	-127 038	-182 332	-193 762	-264 083	-291 039	-291 039
Plus Receipts			34 956	1 459	15 006	27 215	538		41 236
Sub Total	9 713	-32 843	-9 359	-125 579	-167 326	-166 547	-264 611	-291 039	-249 803
Less Payments	-42 556	-29 372	-29 866	-53 835	-26 436	-47 536	-26 428		-60 647
Closing Balance	-32 843	-62 215	-127 038	-182 332	-193 762	-264 083	-291 039	-291 039	-310 450
DC12 Amathole (High)									
Opening Balance		-8 677	-37 288	25 144	-71 374	-93 234	-107 458	-255 239	-213 179
Plus Receipts	54 344	71 868	140 720	51 277	125 321	85 341	137 553	91 560	7 666
Sub Total	54 344	63 191	103 432	51 903	54 947	-7 893	30 095	-163 679	-205 512
Less Payments	-63 022	-100 458	-78 309	-147 795	-147 181	-99 565	-285 334	-49 500	-151 021
Closing Balance	-8 677	-37 288	25 144	-71 374	-93 234	-107 458	-255 239	-213 179	-356 533
EC131 Inxuba Yethemba (Low)									
Opening Balance	47	-12 388	-15 390	-23 682	-39 089	-48 398	-34 019	-52 101	-53 308
Plus Receipts	31 552	13 144	24 257	18 157	11 424	38 507	18 342	27 003	30 764
Sub Total	31 599	1 756	8 867	-5 525	-27 665	-9 891	-15 677	-25 098	-22 544
Less Payments	-43 887	-16 266	-32 548	-33 565	-20 733	-24 128	-36 424	-28 210	-16 850
Closing Balance	-12 288	-15 390	-23 682	-39 089	-48 398	-34 019	-52 101	-53 308	-39 394
EC135 Intsika Yethu (Low)									
Opening Balance	60 976	74 503	69 456	58 346	67 493	59 913	62 595	66 756	113 239
Plus Receipts	13 934	-5 456	-10 887	11 255	-2 777	8 725	1 156	37 356	64 502
Sub Total	74 909	69 047	58 570	69 601	64 716	68 638	63 751	104 112	177 741
Less Payments	-406	409	-224	-2 109	-4 803	-4 044	3 005	9 127	8 094
Closing Balance	74 503	69 456	58 346	67 493	59 913	62 595	66 756	113 239	185 835

Cash Flow Summary for Financial Year End : 2024

R thousand	July	Aug	Sept	Oct	Nov	Dec	Jan	Feb	Mar
EC136 Emalahleni (EC) (Low)									
Opening Balance		497 846	526 952	590 203	596 337	655 024	655 024	662 143	730 282
Plus Receipts	508 104	39 616	75 805	15 715	76 177	76 177	17 509	77 932	343 012
Sub Total	508 104	537 462	602 757	605 918	672 514	655 024	672 534	740 075	1 073 294
Less Payments	-10 258	-10 510	-12 554	-9 581	-17 400	-10 391	-9 793	-9 793	-9 480
Closing Balance	497 846	526 952	590 203	596 337	655 024	655 024	662 143	730 282	1 063 314
EC137 Dr. A.B. Xuma (Medium)									
Opening Balance	-1	53 033	37 235	12 368	-21 168	-60 356	-27 203	-48 356	-55 992
Plus Receipts	73 582	6 217	6 073	6 447	5 999	66 729	3 735	25 657	48 954
Sub Total	73 581	59 250	43 308	13 015	-15 168	6 373	-23 468	-22 699	-7 038
Less Payments	-20 547	-22 012	-30 939	-34 179	-45 187	-33 575	-24 883	-33 293	-24 825
Closing Balance	53 034	37 237	12 369	-21 164	-60 355	-27 202	-48 352	-55 992	-31 863
EC138 Sakhisizwe (Low)									
Opening Balance		275 021	291 932	313 285	329 878	365 409	599 885	601 835	965 866
Plus Receipts	277 916	25 772	26 459	21 745	44 795	242 051	9 842	371 502	199 351
Sub Total	277 916	300 793	318 391	335 029	374 673	607 460	609 727	973 337	1 165 217
Less Payments	-2 895	-8 861	-5 106	-5 151	-9 264	-5 575	-7 893	-7 471	-7 256
Closing Balance	275 021	291 932	313 285	329 878	365 409	599 885	601 835	965 866	1 157 961
EC139 Enoch Mqijima (Medium)									
Opening Balance	-27 167	147 218	264 950	256 037	159 108	332 921	364 122	391 873	439 071
Plus Receipts	247 808	257 889	81 021	74 401	220 287	197 673	125 741	147 852	431 128
Sub Total	220 641	405 107	345 971	330 439	379 395	530 594	489 862	539 725	870 199
Less Payments	-137 788	-102 559	-127 532	-106 959	-110 845	-166 472	-97 989	-100 655	-122 861
Closing Balance	82 854	302 548	218 439	223 479	268 550	364 122	391 873	439 071	747 338
DC13 Chris Hani (Medium)									
Opening Balance	111 937	469 481	480 926	334 292	257 228	160 892	246 994	223 114	268 374
Plus Receipts	445 327	79 055	127 570	30 636	44 750	334 402	84 398	134 152	241 673
Sub Total	557 264	548 536	608 496	364 928	301 978	495 294	331 392	357 266	490 047
Less Payments	-81 323	-144 810	-197 203	-107 700	-141 093	-248 300	-108 278	-108 892	-88 811
Closing Balance	475 940	403 726	411 292	257 228	160 892	246 994	223 114	248 374	401 236
EC141 Elundini (Low)									
Opening Balance	45 752	103 924	85 221	65 193	46 867	53 406	93 990	122 738	138 184
Plus Receipts	102 254	7 170	4 803	338	26 998	78 789	34 620	14 356	66 525
Sub Total	148 006	111 094	90 024	65 531	73 865	132 195	128 610	137 095	206 709
Less Payments	-44 082	-25 874	-24 831	-18 664	-20 459	-38 205	-5 872	1 090	-25 768
Closing Balance	103 924	85 221	65 193	46 867	53 406	93 990	122 738	138 184	180 941
EC142 Senqu (Medium)									
Opening Balance	94 779	102 959	113 841	128 779	135 627	192 228	192 228	203 684	215 809
Plus Receipts	94 779	25 446	34 654	33 176	39 735	89 796	41 378	30 545	71 748
Sub Total	94 779	120 225	137 815	147 017	168 514	224 422	233 547	234 249	293 557
Less Payments	-94 779	-17 288	-23 973	-18 238	-32 887	-32 194	-29 863	-18 440	-19 184
Closing Balance	94 779	102 959	113 841	128 779	135 627	192 228	203 684	215 809	274 373
EC145 Walter Sisulu (Low)									
Opening Balance	-92	2 249	-73 467	-38 950	-20 804	-20 804	-29 436	-7 154	8 902
Plus Receipts	2 900	-20 107	54 087	18 040	15 010	20 976	23 386	22 673	22 673
Sub Total	2 808	-17 858	-19 380	-20 910	-5 794	-8 460	-6 460	16 232	31 575
Less Payments	-505	-12 831	-19 496	106	-23 635	2 074	-7 304	-11 530	-11 530
Closing Balance	2 304	-30 689	-38 876	-20 804	-29 429	-6 387	-8 928	8 928	20 044
DC14 Joe Gqabi (High)									
Opening Balance		265 917	263 873	327 030	315 564	295 218	378 237	356 278	314 537
Plus Receipts	309 185	45 878	91 450	54 635	46 791	198 493	8 243	1 307	396 886
Sub Total	309 185	311 795	355 323	383 664	362 356	493 711	386 580	357 585	711 423
Less Payments	-43 268	-47 922	-28 293	-48 100	-47 138	-115 674	-38 440	-43 048	-72 207
Closing Balance	265 917	263 873	327 030	315 564	295 218	378 237	348 141	314 537	639 215
EC153 Ngquza Hills (Low)									
Opening Balance	226 076	358 311	339 794	330 318	325 437	302 619	384 590	371 987	352 300
Plus Receipts	144 658	4 003	4 215	17 063	2 566	110 821	1 625	1 765	84 195
Sub Total	370 734	362 313	344 009	347 381	328 003	413 440	386 215	373 751	436 495
Less Payments	-12 185	-22 340	-13 691	-21 944	-25 385	-28 850	-14 228	-21 452	-17 458
Closing Balance	358 550	339 794	330 318	325 437	302 619	384 590	371 987	352 300	419 037
EC154 Port St Johns (Medium)									
Opening Balance	153 597	263 413	261 317	255 613	255 613	261 265	301 606	294 555	379 521
Plus Receipts	95 942	2 392	4 909	13 491	64 715	1 242	1 242	43 964	59 571
Sub Total	249 539	265 805	266 226	265 613	269 104	325 981	302 848	338 519	439 092
Less Payments	13 874	-4 488	-10 613	-4 839	-7 839	-24 375	-8 293	41 005	-21 272
Closing Balance	263 413	261 317	255 613	255 613	261 265	301 606	294 555	379 524	417 820
EC155 Nyandeni (Low)									
Opening Balance	376 763	509 659	485 766	479 110	457 363	433 710	512 854	499 063	528 820
Plus Receipts	159 756	4 010	19 434	9 014	53	144 825	5 711	56 286	97 734
Sub Total	536 519	513 669	505 201	488 125	457 416	578 535	518 565	555 350	626 554
Less Payments	-26 860	-27 903	-26 090	-30 761	-23 706	-66 681	-19 502	-26 530	-34 474
Closing Balance	509 659	485 766	479 110	457 363	433 710	512 854	499 063	528 820	592 080
EC156 Mhlonito (Low)									
Opening Balance	128 759	208 544	199 995	154 117	139 930	92 400	145 169	137 273	113 827
Plus Receipts	115 453	19 449	1 505	15 749	1 437	88 753	1 454	963	102 637
Sub Total	244 212	228 033	201 500	169 866	141 367	181 153	146 623	138 236	216 465
Less Payments	-35 849	-28 038	-47 383	-29 936	-48 967	-35 983	-9 350	-24 408	-39 771
Closing Balance	208 544	199 995	154 117	139 930	92 400	145 169	137 273	113 827	176 694
EC157 King Sabata Dalindyebo (High)									
Opening Balance	59 604	112 885	66 680	23 940	6 363	-8 606	10 815	-16 239	-42 660
Plus Receipts	230 176	75 408	118 938	102 164	93 526	225 001	50 190	92 987	180 395
Sub Total	289 780	188 293	185 618	126 105	99 889	216 395	61 005	76 748	137 736
Less Payments	-177 051	-126 225	-164 651	-121 773	-111 706	-207 168	-79 617	-120 964	-155 582
Closing Balance	112 729	62 068	20 967	4 332	-11 816	9 227	-18 612	-44 216	-17 846
DC15 O R Tambo (High)									
Opening Balance	464 155	917 917	917 917	917 917	360 903	123 450	285 501	174 400	-5 534
Plus Receipts	706 100			275 009	34 919	522 580	21 478	26 934	556 400
Sub Total	1 170 256	917 917	917 917	1 192 926	397 822	646 030	306 978	201 333	550 866
Less Payments	-252 339			-832 023	-274 373	-360 529	-132 579	-206 867	-346 608
Closing Balance	917 917	917 917	917 917	360 903	123 450	285 501	174 400	-5 534	204 258
EC441 Matatiele (Medium)									
Opening Balance	254 787	407 357	393 550	408 880	392 622	364 677	462 622	449 555	468 738
Plus Receipts	168 181	18 385	47 955	18 466	11 593	146 676	17 164	45 820	111 269
Sub Total	422 968	425 743	441 505	427 345	404 215	511 353	479 786	495 375	580 007
Less Payments	-15 610	-32 193	-32 626	-34 723	-39 538	-48 731	-30 230	-26 636	-40 722
Closing Balance	407 357	393 550	408 880	392 622	364 677	462 622	449 555	468 738	539 284
EC442 Umzimvubu (Medium)									
Opening Balance	79 105	68 691	51 553	34 401	10 496	-21 059	-66 399	-77 876	-105 521
Plus Receipts	20 001	2 155	3 073	833	7 308	3 538	2 088	2 015	9 820
Sub Total	99 107	70 847	54 626	35 234	17 805	-17 522	-64 311	-75 861	-95 701
Less Payments	-30 415	-19 294	-20 225	-24 738	-38 864	-48 877	-13 545	-29 660	-41 011
Closing Balance	68 691	51 553	34 401	10 496	-21 059	-66 399	-77 876	-105 521	-136 712
EC443 Winnie Madikizela-Mandela (Medium)									
Opening Balance	360 015	501 597	474 394	439 712	402 524	393 164	493 372	499 098	471 260
Plus Receipts	168 205	9 641	7 064	5 115	24 723	138 041	21 788	9 693	123 745
Sub Total	528 220	511 238	481 458	444 827	427 247	531 205	515 160	508 791	595 005
Less Payments	-26 623	-36 844	-41 746	-42 304	-34 083	-37 833	-16 062	-37 531	-32 045
Closing Balance	501 597	474 394	439 712	402 524	393 164	493 372	499 098	471 260	562 960
EC444 Ntabankulu (Low)									
Opening Balance	23 051	74 443	71 524	69 674	46 468	37 530	62 684	53 137	61 555
Plus Receipts	50 970	-5 456	762	-23 092	-8 965	23 906	-10 301	10 097	23 919

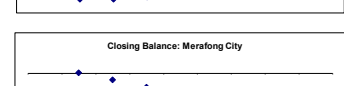

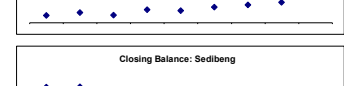
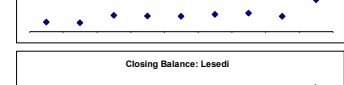
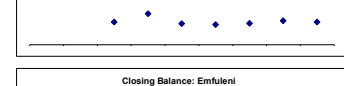

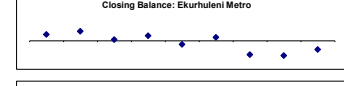
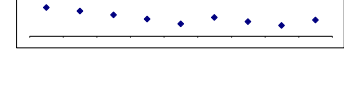
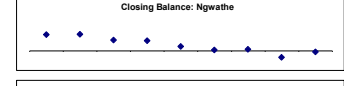

Cash Flow Summary for Financial Year End : 2024

R thousand	July	Aug	Sept	Oct	Nov	Dec	Jan	Feb	Mar
MAN Mangaung (High)									
Opening Balance	1 242 772	2 449 787	3 119 286	3 582 486	3 600 847	4 234 888	4 248 392	4 765 165	5 127 225
Plus Receipts	1 637 678	1 394 886	984 273	959 099	1 297 316	1 453 454	990 635	938 503	2 286 223
Sub Total	2 880 449	3 844 673	4 103 559	4 541 584	4 898 163	5 688 342	5 239 028	5 703 668	7 413 448
Less Payments	-420 642	-725 387	-521 094	-640 737	-643 275	-908 339	-472 863	-576 440	-904 558
Closing Balance	2 449 787	3 119 286	3 582 486	3 600 847	4 234 888	4 780 003	4 765 165	5 127 228	6 508 890
FS161 Letsemeng (Medium)									
Opening Balance		17 900	17 900	17 900	17 900	21 754	21 754	21 754	21 754
Plus Receipts	17 900				3 854				
Sub Total	17 900	17 900	17 900	17 900	21 754	21 754	21 754	21 754	21 754
Less Payments									
Closing Balance	17 900	17 900	17 900	17 900	21 754	21 754	21 754	21 754	21 754
FS162 Kopanong (Medium)									
Opening Balance			12 809	24 364	36 025	47 428	58 592	58 592	70 931
Plus Receipts			496	168	108	185	292	194	185
Sub Total			12 809	24 660	36 079	47 428	58 592	59 504	70 931
Less Payments			12 809	11 555	11 166	11 164	11 427	11 427	10 931
Closing Balance			12 809	24 364	36 025	47 428	58 592	58 592	70 931
FS163 Mokokare (Low)									
Opening Balance	19 981	51 991	41 196	40 893	37 384	37 384	26 917	28 156	30 459
Plus Receipts	38 352		1 594	1 444	1 117	2 649	1 390	4 510	
Sub Total	58 333	51 991	42 790	42 337	38 502	38 502	29 566	29 566	34 969
Less Payments	-6 342		-1 897	-4 953	-11 585	-11 585	-1 410	913	-4 999
Closing Balance	51 991	51 991	40 893	37 384	26 917	26 917	28 156	30 459	29 970
DC16 Xhariep (Low)									
Opening Balance	394	760	3 356	6 062	8 634	8 634	12 277	15 118	17 924
Plus Receipts	-2 143	-140	168	108	185	292	194	194	185
Sub Total	-1 749	620	3 524	6 170	8 819	8 926	12 471	15 312	18 109
Less Payments	2 509	2 735	2 538	2 444	3 459	2 549	2 549	2 612	2 402
Closing Balance	760	3 356	6 062	8 634	8 634	12 277	15 118	17 924	20 711
FS181 Masilonyana (Low)									
Opening Balance				-1 916	8 844	19 605	19 667	22 488	26 351
Plus Receipts			-1 916	10 760	63	2 821	3 863	4 977	
Sub Total			-1 916	8 844	19 605	19 667	22 488	26 351	31 328
Less Payments									
Closing Balance			-1 916	8 844	19 605	19 667	22 488	26 351	31 328
FS182 Tokologo (Low)									
Opening Balance		10 016	21 393	28 028	35 845	45 828	52 322	59 559	68 107
Plus Receipts	10 016	11 376	4 635	7 818	9 963	6 494	7 237	8 548	11 412
Sub Total	10 016	21 393	28 028	35 845	45 828	52 322	59 559	68 107	79 519
Less Payments									
Closing Balance	10 016	21 393	28 028	35 845	45 828	52 322	59 559	68 107	79 519
FS183 Tswelopele (Medium)									
Opening Balance	10 481	114 910	126 156	143 495	149 585	162 455	246 128	251 968	319 439
Plus Receipts	116 578	26 741	35 895	16 070	31 360	98 090	11 978	18 716	61 042
Sub Total	127 058	141 651	162 051	159 565	180 945	260 545	258 106	270 684	380 481
Less Payments	-12 149	-15 495	-18 556	-9 980	-18 490	-14 417	-6 138	48 755	-10 996
Closing Balance	114 910	126 156	143 495	149 585	162 455	246 128	251 968	319 439	369 485
FS184 Matjhabeng (High)									
Opening Balance	173 008	250 764	26 465	-645 991	-762 107	-755 494	-480 916	-662 420	-502 074
Plus Receipts	375 177	16 957	-141 821	949	157 862	354 407	109 271	243 765	230 628
Sub Total	548 265	267 721	-115 356	-645 041	-604 245	-399 087	-371 645	-418 655	-271 446
Less Payments	-255 792	-184 087	-530 434	-117 066	-151 248	-338 997	-90 775	-83 419	-336 898
Closing Balance	292 473	83 633	-645 991	-762 107	-755 494	-738 084	-662 420	-502 074	-608 344
FS185 Nala (Medium)									
Opening Balance									
Plus Receipts									
Sub Total									
Less Payments									
Closing Balance									
DC18 Ljwelopeutswa (Low)									
Opening Balance	106 197	145 167	132 345	116 120	98 260	82 919	112 727	95 326	96 696
Plus Receipts	62 178		3 636	1 744	588	48 920		17 362	44 131
Sub Total	168 375	145 167	136 201	117 863	98 848	131 839	112 727	112 688	140 828
Less Payments	-23 208	-12 801	-20 082	-19 603	-15 928	-19 112	-17 401	-15 991	-19 979
Closing Balance	145 167	132 345	116 120	98 260	82 919	112 727	95 326	96 696	120 849
FS191 Setsoto (Medium)									
Opening Balance	66 208	67 315	178 440	158 874	229 225	217 723	249 320	248 416	245 882
Plus Receipts	41 994	147 887	15 633	100 748	20 561	89 677	47 165	24 376	96 956
Sub Total	108 201	215 202	194 073	259 622	249 787	307 399	296 485	272 792	342 838
Less Payments	-40 886	-36 761	-35 199	-30 396	-32 064	-58 080	-48 069	-26 910	-53 310
Closing Balance	67 315	178 440	158 874	229 225	217 723	249 320	248 416	245 882	289 528
FS192 Dihlabeng (Medium)									
Opening Balance	18 178	58 150	59 908	62 712	86 240	75 759	67 001	56 307	61 071
Plus Receipts	123 757	53 892	46 761	65 961	45 110	109 605	51 228	41 506	75 184
Sub Total	141 935	112 042	106 669	128 673	131 350	185 364	118 230	97 813	136 255
Less Payments	-83 850	-53 134	-42 956	-42 434	-55 591	-118 363	-61 923	-36 742	-44 686
Closing Balance	58 084	58 908	62 712	86 240	75 759	67 001	56 307	61 071	91 569
FS193 Nketoana (Medium)									
Opening Balance	1 575	62 265	74 430	65 778	77 290	73 254	112 745	125 665	134 107
Plus Receipts	85 831	24 271	19 771	14 874	12 654	58 966	16 565	21 098	63 687
Sub Total	87 406	86 536	94 201	80 652	89 944	132 220	129 310	146 764	197 794
Less Payments	-25 511	-12 106	-28 424	-3 363	-16 690	-19 475	-3 645	-12 657	-28 260
Closing Balance	61 894	74 430	65 778	77 290	73 254	112 745	125 665	134 107	169 534
FS194 Maluti-a-Phofung (High)									
Opening Balance	118 498	373 514	1 079 442	770 946	735 400	844 625	1 142 930	1 004 038	1 112 822
Plus Receipts	379 913	33 804	20 235	58 244	9 353	290 427	68 938	-5 606	316 238
Sub Total	498 411	407 318	1 099 677	829 191	744 753	1 135 052	1 211 868	998 432	1 429 061
Less Payments	-6 958	-1 564	-328 884	-93 791	99 452	5 643	-207 830	114 390	-292 926
Closing Balance	491 453	405 754	770 792	735 400	844 206	1 140 696	1 004 038	1 112 822	1 136 135
FS195 Phumelela (Low)									
Opening Balance		376	34 936	41 319	41 820	51 458	75 218	75 277	61 049
Plus Receipts		54 271	11 049	5 908	15 632	30 491	2 144	2 104	46 790
Sub Total		54 646	45 985	47 227	57 452	81 950	77 362	77 381	107 840
Less Payments		-19 710	-4 667	-5 407	-5 994	-6 732	-2 085	-16 331	-8 817
Closing Balance		34 936	41 319	41 820	51 458	75 218	75 277	61 049	101 022
FS196 Mantsopa (Medium)									
Opening Balance		-15 805	-10 391	-10 391	9 167	25 660	26 557	72 469	88 685
Plus Receipts	191	10 116	19 559	8 926	9 206	-1 529	44 267	11 874	32 989
Sub Total	191	-5 689	-10 391	9 167	18 094	24 131	70 823	84 343	121 674
Less Payments	-15 996	-4 703		7 567	2 425	1 647		4 342	-3 214
Closing Balance	-15 805	-10 391	-10 391	9 167	25 660	26 557	72 470	88 685	118 459
DC19 Thabo Mofutsanyana (Low)									
Opening Balance		1 800	2 071	2 242	1 271	1 177	-948	1 214	1 824
Plus Receipts					1 271	1 177	-948	1 214	1 824
Sub Total		1 800	2 071	2 242	1 271	1 177	-948	1 214	1 824
Less Payments	1 800	271	972	-93	-93	-2 125	2 162	610	-2 113
Closing Balance	1 800	2 071	2 242	1 271	1 177	-948	1 214	1 824	-289





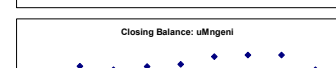


Cash Flow Summary for Financial Year End : 2024

R thousand	July	Aug	Sept	Oct	Nov	Dec	Jan	Feb	Mar
FS201 Mqohaka (High)									
Opening Balance									-50 780
Plus Receipts									850 287
Sub Total									799 507
Less Payments									-904 832
Closing Balance									-105 325
FS203 Ngwathe (Medium)									
Opening Balance	46 761	96 143	97 687	63 770	60 710	25 072	4 031	8 611	-40 007
Plus Receipts	133 176	31 388	14 042	22 106	28 940	96 171	40 215	15 333	132 978
Sub Total	179 936	127 531	111 730	85 876	89 650	121 242	44 245	23 944	92 971
Less Payments	-83 751	-29 844	-47 961	-25 166	-64 578	-117 212	-35 635	-63 951	-99 359
Closing Balance	96 185	97 687	63 768	60 710	25 072	4 031	8 611	-40 007	-6 388
FS204 Metsimaholo (High)									
Opening Balance	158 041	239 552	253 978	158 098	127 792	104 426	149 292	130 879	104 923
Plus Receipts	310 064	127 078	78 789	106 134	127 669	265 031	119 144	112 520	221 387
Sub Total	468 106	366 630	332 767	264 232	255 461	369 457	268 435	243 399	326 311
Less Payments	-233 726	-112 652	-174 649	-136 617	-151 036	-230 165	-137 556	-138 476	-167 531
Closing Balance	234 380	253 978	158 098	127 615	104 426	149 292	130 879	104 923	158 780
FS205 Mafube (Medium)									
Opening Balance		960	-31 296	-24 517	-20 398	-177 667	-179 084	-169 860	-181 844
Plus Receipts		2 926	51 079	2 891	2 902	38 651	6 759	1 856	29 321
Sub Total		3 886	19 783	-21 626	-17 496	-139 015	-172 326	-168 004	-152 523
Less Payments		-39 831	-44 300	1 228	-9 976	-40 069	2 877	-13 839	-40 551
Closing Balance		-35 945	-24 517	-20 398	-27 472	-179 084	-169 449	-181 844	-193 074
DC20 Fezile Dabi (Low)									
Opening Balance	103 701	170 899	150 491	127 376	102 597	74 093	110 549	86 815	62 898
Plus Receipts	72 966	4 037	904	548	923	59 284	758	1 452	55 848
Sub Total	176 667	174 937	151 395	127 924	103 519	133 378	111 307	88 267	118 747
Less Payments	-5 768	-24 446	-24 019	-25 327	-29 426	-22 829	-24 492	-25 368	-23 266
Closing Balance	170 899	150 491	127 376	102 597	74 093	110 549	86 815	62 898	95 481
GT GAUTENG									
EKU City of Ekurhuleni (High)									
Opening Balance	-1 448	2 666 438	2 277 316	1 217 858	1 454 067	-878 183	806 439	-3 264 458	-3 542 267
Plus Receipts	5 547 757	4 841 848	4 163 345	4 940 413	2 848 743	5 811 556	2 940 913	4 252 533	5 980 813
Sub Total	5 546 309	7 508 286	6 440 661	6 158 271	4 302 810	4 933 373	3 747 353	988 075	2 438 546
Less Payments	-3 995 520	-5 230 970	-6 121 973	-4 919 235	-5 180 992	-4 132 954	-7 011 810	-4 530 342	-4 493 357
Closing Balance	1 550 789	2 277 316	318 687	1 239 036	-878 183	806 439	-3 264 458	-3 542 267	-2 054 810
JHB City of Johannesburg (High)									
Opening Balance	-2 114 635	-2 409 327	-3 212 057	-3 378 330	-403 305	1 310 546	3 445 288	874 684	1 712 892
Plus Receipts	7 994 330	7 508 935	6 093 136	5 241 098	8 522 104	8 481 026	4 713 733	6 224 793	8 927 466
Sub Total	5 879 695	5 099 608	2 881 078	1 862 768	7 918 799	9 791 572	8 159 021	7 099 478	10 640 359
Less Payments	-9 004 845	-7 069 422	-6 719 142	-5 546 214	-5 503 141	-9 185 440	-4 832 990	-6 769 363	-7 290 819
Closing Balance	-3 125 150	-1 969 813	-3 838 064	-3 683 446	-2 415 658	606 132	3 326 031	330 115	3 349 540
TSH City of Tshwane (High)									
Opening Balance			6 067 048	15 002 618	12 519 935	11 982 536	12 663 588	14 110 432	13 391 830
Plus Receipts			10 926 465	3 404 583					
Sub Total			16 993 513	18 407 201	12 519 935	11 982 536	12 663 588	14 110 432	13 391 830
Less Payments			-3 559 209						
Closing Balance			13 434 304	18 407 201	12 519 935	11 982 536	12 663 588	14 110 432	13 391 830
GT421 Emfuleni (High)									
Opening Balance	101 320	85 164	85 164	85 164	85 164	-35 492	156 781	285 127	260 978
Plus Receipts						360 746	760 502	441 839	355 071
Sub Total	101 320	85 164	85 164	85 164	85 164	445 910	725 010	598 619	640 199
Less Payments						-481 402	-568 229	-313 492	-379 220
Closing Balance	101 320	85 164	85 164	85 164	85 164	-35 492	156 781	285 127	260 978
GT422 Midvaal (Medium)									
Opening Balance	495 402	555 281	521 895	955 958	925 754	908 188	1 020 402	1 089 091	903 062
Plus Receipts	561 196	166 680	544 371	1 065 519	1 233 281	228 029	199 026	178 716	1 122 950
Sub Total	1 056 598	721 961	1 066 266	2 021 477	2 159 035	1 136 217	1 219 428	1 267 807	2 026 012
Less Payments	-501 317	-200 567	-110 307	-136 724	-180 847	-115 915	-130 337	-164 745	-128 488
Closing Balance	555 281	521 895	955 958	925 754	908 188	1 020 402	1 089 091	903 062	1 897 524
GT423 Lesedi (Medium)									
Opening Balance	41 470	137 054	149 625	191 543	176 931	233 095	265 753	304 217	
Plus Receipts	167 570	65 461	16 779	85 213	58 164	144 852	73 279	56 281	152 556
Sub Total	209 040	202 515	166 404	196 875	249 707	321 783	306 375	322 034	456 773
Less Payments	-101 066	-52 891	-54 742	-5 332	-72 776	-88 687	-40 622	-17 818	-25 367
Closing Balance	107 974	149 625	111 662	191 543	176 931	233 095	265 753	304 217	431 406
DC42 Sedibeng (Medium)									
Opening Balance	31 062	106 726	105 913	59 868	34 043	26 303	75 168	55 331	31 341
Plus Receipts	153 221	88 991	14 145	33 794	29 497	163 147	29 187	30 871	104 818
Sub Total	184 282	195 717	120 057	93 662	63 540	189 450	104 355	86 202	136 159
Less Payments	-79 278	-49 804	-40 189	-59 619	-37 236	-114 202	-49 025	-54 861	-59 477
Closing Balance	105 005	105 913	59 868	34 043	26 303	75 168	55 331	31 341	76 682
GT481 Mogale City (High)									
Opening Balance	-57 260	-202 895	-390 822	-353 507	-316 444	-268 569	-278 439	-310 443	-290 529
Plus Receipts	-84 040	-150 185	34 492	39 276	53 721	-11 859	9 657	19 914	566 283
Sub Total	-141 300	-353 080	-356 330	-314 231	-262 724	-280 429	-268 782	-290 529	275 755
Less Payments							129		-144 672
Closing Balance	-141 300	-353 080	-356 330	-314 231	-262 724	-280 429	-268 653	-290 529	131 083
GT484 Merafong City (High)									
Opening Balance	60 283	125 548	-96 425	-202 335	-293 720	-293 720	-293 720	-293 720	-293 720
Plus Receipts	-3 616	42 342	-6 628	-11 678					
Sub Total	56 666	167 890	-103 053	-214 013	-293 720	-293 720	-293 720	-293 720	-293 720
Less Payments	52 645	-24 525	-99 291	-79 707					
Closing Balance	4 022	-96 425	-202 344	-293 720	-293 720	-293 720	-293 720	-293 720	-293 720
GT485 Rand West City (High)									
Opening Balance	255 389	286 039	264 840	160 132	253 204	348 834	391 674	429 744	431 299
Plus Receipts	331 790	151 817	166 474	257 361	155 082	305 005	129 472	186 072	136 168
Sub Total	587 179	437 856	431 314	417 493	408 286	653 839	521 146	615 816	567 467
Less Payments	-301 140	-173 016	-271 086	-164 481	-59 451	-262 165	-91 306	-184 517	-215 759
Closing Balance	286 039	264 840	160 228	253 012	348 834	391 674	429 840	431 299	351 708
DC48 West Rand (Medium)									
Opening Balance	18 466	265 954	285 525	378 458	483 480	547 528	754 467	794 155	850 714
Plus Receipts	234 542	4 329	76 269	87 295	56 266	196 654	22 096	42 866	196 435
Sub Total	253 007	270 284	361 794	465 753	539 746	744 182	776 563	837 021	1 047 149
Less Payments	12 889	15 241	16 644	17 727	7 781	8 285	17 593	13 893	12 907
Closing Balance	265 896	285 525	378 458	483 480	547 528	754 467	794 155	850 714	1 059 056















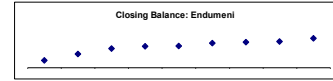
Cash Flow Summary for Financial Year End : 2024

R thousand	July	Aug	Sept	Oct	Nov	Dec	Jan	Feb	Mar
KZ KWAZULU-NATAL									
ETH eThekwi (High)									
Opening Balance	1 804 713	2 419 350	2 395 764	2 398 662	2 342 148	4 095 748	3 236 908	3 488 368	3 488 368
Plus Receipts	1 804 713	614 637	-23 586	2 898	46 514	1 753 600	-464 785	250 944	2 280 532
Sub Total	1 804 713	2 419 350	2 395 764	2 398 662	2 342 148	4 095 748	3 430 963	3 487 855	5 768 900
Less Payments							394 054	513	-6 748 160
Closing Balance	1 804 713	2 419 350	2 395 764	2 398 662	2 342 148	4 095 748	2 236 908	3 488 368	-979 260
KZN212 Umdoni (Medium)									
Opening Balance		155 916	139 992	125 377	-84 593	96 614	149 308	148 248	155 253
Plus Receipts	153	139	266	287	199 286	66 648	8 046	22 592	111
Sub Total	153	156 055	140 258	125 664	114 693	163 262	157 354	170 841	155 364
Less Payments	-5 423	-16 063	-14 882	-17 991	-18 078	-13 956	-9 105	-15 588	-8 873
Closing Balance	-5 269	139 992	125 377	107 672	96 615	149 307	148 248	155 253	146 491
KZN213 Umzumbe (Low)									
Opening Balance		89 467	155 144	102 379	66 974	37 341	77 267	67 425	31 809
Plus Receipts	94 964	-18 083	-30 321	-12 887	-8 899	72 899	-1 284	-16 414	105 064
Sub Total	94 964	171 384	125 423	89 492	58 075	110 240	75 981	51 009	136 873
Less Payments	-5 496	-15 300	-23 044	-22 518	-20 734	-32 973	-8 554	-19 199	-22 517
Closing Balance	89 467	56 054	102 379	66 974	37 341	77 267	67 425	31 809	114 356
KZN214 uMuziwabantu (Low)									
Opening Balance		-2	-16 649	-26 180	-34 786	-50 445	-20 559	69 492	107 840
Plus Receipts		9 053	14 243	24 910	7 569	45 996	12 928	71 404	44 057
Sub Total		9 051	-2 406	-1 270	-26 617	-4 449	-7 631	140 896	151 897
Less Payments		-25 699	-23 175	-32 914	-23 628	-16 110	-20 492	-33 955	-19 489
Closing Balance		-16 649	-26 180	-34 786	-50 445	-20 559	-28 123	107 840	132 409
KZN216 Ray Nkonyeni (High)									
Opening Balance	117 938	225 261	194 417	178 786	183 105	133 700	241 596	224 338	230 646
Plus Receipts	207 396	73 784	92 560	108 500	78 198	214 845	79 604	106 501	179 771
Sub Total	325 334	299 044	286 978	287 285	261 303	348 545	321 199	330 838	410 417
Less Payments	-96 358	-104 427	-108 192	-104 181	-127 603	-106 949	-96 862	-100 193	-109 426
Closing Balance	228 977	194 617	178 786	183 105	133 700	241 596	224 338	230 646	300 991
DC21 Ugu (High)									
Opening Balance	301 914	1 447 266	1 531 998	1 608 626	1 790 838	2 180 916	2 645 642	2 736 480	2 814 585
Plus Receipts	1 145 506	84 820	76 689	182 247	390 248	464 498	90 967	78 110	470 407
Sub Total	1 447 419	1 532 086	1 608 687	1 790 873	2 181 086	2 645 614	2 736 609	2 814 590	3 284 992
Less Payments	-155	-88	-63	-35	-130	-28	-128	-3	-126
Closing Balance	1 447 264	1 531 998	1 608 625	1 790 838	2 180 916	2 645 642	2 736 480	2 814 588	3 284 866
KZN221 uMshwathi (Low)									
Opening Balance	115 560	112 288	108 852	105 386	103 772	102 633	100 762	103 408	101 447
Plus Receipts	29	2 136	2 231	2 231	1 691	6 233	1 662	922	922
Sub Total	115 590	112 288	108 852	107 523	106 003	104 324	106 995	105 070	102 369
Less Payments	-3 301	-3 437	-3 466	-3 751	-3 370	-3 562	-3 587	-3 623	-3 538
Closing Balance	112 288	108 852	105 386	103 772	102 633	100 762	103 408	101 447	98 831
KZN222 uMngeni (Medium)									
Opening Balance		100 149	170 699	128 652	157 315	176 179	244 551	259 427	260 090
Plus Receipts	72 597	28 416	23 637	35 716	26 625	62 940	25 251	31 490	71 727
Sub Total	72 597	128 564	194 336	164 368	184 140	239 120	269 802	290 917	331 817
Less Payments	27 552	29 885	45 685	7 053	7 960	5 432	-10 374	-30 827	-205 558
Closing Balance	100 149	158 449	128 652	157 315	176 179	244 551	259 427	260 090	126 260
KZN223 Mpofana (Low)									
Opening Balance	564	6 249	-3 099	-10 257	-4 590	96	-9 474	-11 364	-9 109
Plus Receipts	24 193	14 051	2 434	14 038	28 459	18 453	-6 468	-3 050	-23 252
Sub Total	24 757	20 300	-665	3 782	23 870	18 549	-15 942	-14 396	-32 361
Less Payments	-19 351	-23 399	-9 822	-8 372	-23 678	-27 920	4 605	-4 739	-6 339
Closing Balance	5 406	-3 099	-10 287	-4 590	192	-9 371	-11 337	-19 135	-38 699
KZN224 Impendle (Low)									
Opening Balance		16 865	24 323	24 109	30 113	31 046	37 287	35 759	36 816
Plus Receipts	17 539	7 456	214	3 787	933	6 241	5 526	1 067	44 265
Sub Total	17 539	24 323	24 109	27 895	31 046	37 287	35 759	36 816	81 081
Less Payments				2 118					
Closing Balance	17 539	24 323	24 109	30 113	31 046	37 287	35 759	36 816	81 081
KZN225 Msunduzi (High)									
Opening Balance	-44 647	1 144	1 144	105 099	108 011	83 671	25 065	165 211	201 853
Plus Receipts	44 748		58 542	-11 572	-24 760	-58 721	12 165	36 567	60 975
Sub Total	101	1 144	59 686	93 527	83 251	24 950	37 230	201 778	262 828
Less Payments	1 043		45 413	14 484	420	115	127 980	75	141
Closing Balance	1 144	1 144	105 099	108 011	83 671	25 065	165 211	201 853	262 970
KZN226 Mkhambathini (Medium)									
Opening Balance	110	-5	66 202	46 253	71 951	85 434	87 498	90 871	93 412
Plus Receipts		30 000	3 733	2 835	1 654	1 654	3 544	3 277	3 054
Sub Total	110	29 995	66 202	49 985	74 786	87 088	91 042	93 098	96 465
Less Payments									
Closing Balance	110	29 995	66 202	49 985	74 786	87 088	91 042	93 098	96 465
KZN227 Richmond (Low)									
Opening Balance	18 755	43 042	95 923	103 918	108 792	108 380	153 592	159 597	165 328
Plus Receipts	32 246	61 473	19 155	13 890	5 422	53 553	11 170	11 780	36 810
Sub Total	51 001	104 514	115 077	117 808	114 215	161 932	164 762	171 377	202 138
Less Payments	-7 959	-8 591	-11 159	-9 016	-5 835	-8 341	-5 165	-6 049	-7 424
Closing Balance	43 042	95 923	103 918	108 792	108 380	153 592	159 597	165 328	194 714
DC22 uMngungundlovu (Medium)									
Opening Balance	10	216 559	325 780	622 249	577 027	451 452	820 519	652 978	545 125
Plus Receipts	9	200 365	413 265	113 066	4 864	494 066	-53 285	6 184	449 129
Sub Total	20	416 924	739 045	735 314	581 891	947 518	767 234	659 162	994 254
Less Payments	-111 899	-41 144	-116 905	-158 279	-130 488	-126 959	-114 256	-114 037	-124 368
Closing Balance	-111 879	325 779	622 240	577 035	451 403	820 559	652 978	545 125	869 886
KZN235 Okhahlamba (Low)									
Opening Balance		41 005	37 012	12 933	18 289	13 629	3 099	-2 427	-11 424
Plus Receipts		-3 993	-22 422	6 728	2 360	3 163	5 355	2 909	3 269
Sub Total		37 012	14 390	19 661	20 649	16 792	8 454	481	-8 154
Less Payments		-2 292	-1 457	-1 372	-7 020	-13 652	-10 881	-11 905	-8 999
Closing Balance		37 012	12 933	18 289	13 629	3 141	-2 427	-11 424	-17 153
KZN237 Inkosi Langalibalele (Medium)									
Opening Balance		79 313	211 023	185 618	180 881	196 552	156 814	153 922	258 690
Plus Receipts		139 803	43 457	45 678	32 934	39 541	36 034	137 481	45 577
Sub Total		219 117	254 480	251 496	213 816	236 114	192 848	291 403	304 267
Less Payments		-23 187	-88 862	-70 615	-48 209	-79 300	-38 926	-32 713	-48 217
Closing Balance		195 930	185 618	180 881	165 606	156 814	153 922	258 690	311 089
KZN238 Alfred Duma (High)									
Opening Balance	526 001	590 333	619 694	657 861	678 442	709 749	853 213	883 991	907 953
Plus Receipts	92 184	114 400	138 339	78 270	106 374	204 379	86 000	85 647	224 103
Sub Total	618 185	704 733	758 033	736 131	784 816	914 128	939 214	969 638	1 132 055
Less Payments	-30 504	-85 051	-100 172	-57 557	-75 067	-60 914	-55 223	-61 685	-62 750
Closing Balance	587 681	619 682	657 861	678 574	709 749	853 213	883 991	907 953	1 069 306
DC23 Uthukela (Medium)									
Opening Balance	13 689	299 286	309 206	350 071	379 637	346 904	508 034	513 537	497 495
Plus Receipts	287 572	14 396	80 120	52 961	77 482	198 514	44 757	12 597	201 427
Sub Total	301 261	314 284	389 426	403 032	397 119	545 418	552 791	526 134	698 922
Less Payments	-1 373	-5 078	-39 855	-43 395	-50 215	-37 384	-39 254	-28 639	-80 956
Closing Balance	299 888	309 206	350 071	319 637	346 904	508 034	513 537	497 495	617 966



Cash Flow Summary for Financial Year End : 2024

R thousand	July	Aug	Sept	Oct	Nov	Dec	Jan	Feb	Mar
KZN241 Endumeni (Medium)									
Opening Balance	9 781	58 367	100 081	141 711	154 087	152 602	181 010	189 132	195 031
Plus Receipts	46 576	48 617	45 384	21 291	23 614	54 451	25 043	22 843	46 054
Sub Total	56 357	106 985	145 365	163 003	177 702	207 053	206 053	211 975	241 085
Less Payments	-2 482	-6 904	-3 554	-4 199	-17 115	-26 043	-16 921	-16 943	-23 987
Closing Balance	53 875	100 081	141 711	158 803	160 587	181 010	189 132	195 031	217 098
KZN242 Nquthu (Low)									
Opening Balance		-10 698	-27 019	-45 506	-66 784	-92 806	-125 875	-144 021	-171 739
Plus Receipts	357	708	493	514	453	610	610	646	540
Sub Total	357	-9 990	-26 526	-45 037	-66 270	-92 352	-125 265	-143 375	-171 199
Less Payments	-11 055	-17 029	-18 980	-21 746	-26 535	-33 523	-18 756	-26 363	-26 999
Closing Balance	-10 698	-27 019	-45 506	-66 784	-92 806	-125 875	-144 021	-171 739	-198 198
KZN244 Msinga (Low)									
Opening Balance		66 156	66 156	80 097	96 396	105 116	221 735	233 260	233 326
Plus Receipts	147 926	32 445	37 952	21 375	130 936	22 068	15 089	15 089	71 054
Sub Total	147 926	66 156	98 601	118 049	117 771	236 052	243 823	248 349	304 380
Less Payments	81 770	66 156	-18 505	-21 453	-12 655	-14 317	-10 563	-15 023	-13 236
Closing Balance	66 156	66 156	80 097	96 396	105 116	221 735	233 260	233 326	291 144
KZN245 Umvoti (Medium)									
Opening Balance		163 928	173 829	201 277	223 190	244 581	330 872	384 868	398 581
Plus Receipts	187 872	52 587	53 324	39 240	40 672	113 036	28 095	35 486	161 851
Sub Total	187 872	216 515	227 153	240 517	263 861	357 617	358 968	420 354	560 431
Less Payments	-23 944	-42 687	-25 876	-17 328	-19 280	-26 745	-10 497	-21 773	-16 931
Closing Balance	163 928	173 829	201 277	223 190	244 581	330 872	348 471	398 581	543 500
DC24 Umziyathi (Low)									
Opening Balance		3 779	265 634	284 136	391 849	416 394	755 270	1 002 137	985 438
Plus Receipts	44 550	249 591	30 204	94 385	44 870	354 857	242 416	-35 103	98 578
Sub Total	44 550	273 349	295 638	378 411	436 719	771 251	997 686	967 034	1 084 016
Less Payments	-40 771	-7 735	-11 702	-13 408	-20 124	-15 981	-4 451	18 404	-35 643
Closing Balance	3 779	265 634	284 136	391 849	416 394	755 270	1 002 137	985 438	1 048 373
KZN252 Newcastle (High)									
Opening Balance	12 270	515 622	620 663	670 305	725 205	820 325	1 163 744	1 294 722	1 446 236
Plus Receipts	698 123	303 192	232 578	242 693	272 369	616 075	282 868	316 228	426 939
Sub Total	710 393	818 814	853 241	912 997	997 574	1 436 400	1 446 612	1 610 950	1 873 175
Less Payments	-194 572	-198 151	-183 084	-187 792	-177 249	-272 656	-151 890	-164 714	-218 539
Closing Balance	515 821	620 663	670 157	725 205	820 325	1 163 744	1 294 722	1 446 236	1 654 636
KZN253 eMdlangeni (Low)									
Opening Balance	22	15 824	12 626	7 084	-2 348	7 096	-1 096	-3 573	984
Plus Receipts	13 087	3 348	5 322	9 262	9 577	-8 053	-2 329	4 710	10 485
Sub Total	13 109	12 456	7 104	7 104	7 229	-957	-3 425	1 136	11 469
Less Payments		-18	-18	-18	-18	-18	-18	-18	-22
Closing Balance	13 109	12 438	7 086	-2 195	7 211	-975	-3 443	1 118	11 447
KZN254 Dannhauser (Low)									
Opening Balance	7 857	-139	192	-6 272	-6 822	-11 636	-18 237	-4 278	-7 158
Plus Receipts	39	2 314	445	820	1 751	284	18 046	892	823
Sub Total	7 896	2 176	638	-5 453	-5 070	-11 352	-191	-3 386	-6 335
Less Payments	-7 965	-1 983	-6 910	-1 369	-6 566	-6 885	-4 087	-3 771	-2 680
Closing Balance	-69	192	-6 272	-6 822	-11 636	-18 237	-4 278	-7 158	-9 014
DC25 Amajuba (Low)									
Opening Balance		497	27 123	32 905	31 643	18 625	64 698	55 223	46 011
Plus Receipts	41 600	17 550	15 466	5 165	3 064	59 482	2 972	3 172	2 400
Sub Total	42 097	44 673	38 470	34 707	34 707	78 108	67 670	58 396	48 410
Less Payments	497	-15 174	-11 768	-7 027	-16 081	-13 409	-12 447	-12 386	-12 255
Closing Balance	497	27 123	32 905	31 643	18 625	64 698	55 223	46 011	36 156
KZN261 eDumbe (Low)									
Opening Balance	14	-34 117	-54 651	-70 118	-96 379	-127 613	-146 770	-162 315	-193 469
Plus Receipts									
Sub Total	14	-34 117	-54 651	-70 118	-96 379	-127 613	-146 770	-162 315	-193 469
Less Payments	-34 146	-20 527	-15 466	-26 261	-31 233	-19 156	-15 544	-31 154	-16 108
Closing Balance	-34 132	-54 644	-70 118	-96 379	-127 613	-146 768	-162 315	-193 469	-209 577
KZN262 uPhongolo (Low)									
Opening Balance		-9 175	-16 916	-30 736	74 811	67 720	48 390	35 769	14 739
Plus Receipts				124 134					
Sub Total		-9 175	-16 916	93 398	74 811	67 720	48 390	35 769	14 739
Less Payments	-9 175	-13 605	-13 820	-18 587	-7 091	-19 330	-12 620	-21 030	-22 791
Closing Balance	-9 175	-22 780	-30 736	74 811	67 720	48 390	35 769	14 739	-8 052
KZN263 Abaqulusi (Low)									
Opening Balance	21 365	91 280	51 574	76 810	82 847	99 443	135 076	151 470	156 973
Plus Receipts	125 087	42 139	42 640	47 337	48 737	106 661	57 277	36 976	107 128
Sub Total	146 452	133 419	94 213	124 146	131 584	206 104	192 352	188 447	264 101
Less Payments	53 918	81 847	-17 401	-41 300	-32 141	-71 861	-40 882	-31 473	-80 771
Closing Balance	92 534	51 571	76 813	82 847	99 443	134 243	151 470	156 973	183 330
KZN265 Nongoma (Low)									
Opening Balance	-29	12 968	15 492	15 449	23 395	27 387	35 355	35 320	35 863
Plus Receipts	13 000	2 544	8 000	4 015	8 000				551
Sub Total	12 971	15 532	15 492	23 449	27 410	35 387	35 355	35 871	47 846
Less Payments		-45	-35	-42					
Closing Balance	12 971	15 487	15 457	23 386	27 410	35 387	35 355	35 871	47 846
KZN266 Ulundi (Low)									
Opening Balance	8 582	114 199	69 542	79 406	85 404	166 023	225 706	218 542	216 851
Plus Receipts	102 180	2 101	3 301	18 581	100 623	85 247	10 830	10 174	77 528
Sub Total	110 762	116 300	72 843	97 987	186 026	251 270	236 536	228 716	294 379
Less Payments	3 438	-46 759	6 563	-12 582	-20 005	-25 564	-17 994	-11 865	-14 168
Closing Balance	114 199	69 542	79 406	85 404	166 023	225 706	218 542	216 851	280 211
DC26 Zululand (Medium)									
Opening Balance	27 427	245 245	463 370	646 470	698 645	685 080	1 287 663	1 289 052	1 406 296
Plus Receipts	503 204	388 400	337 934	238 450	192 856	888 948	97 857	214 196	578 193
Sub Total	530 631	633 735	801 704	884 920	891 501	1 574 048	1 385 520	1 503 247	1 984 488
Less Payments	-285 385	-169 965	-155 234	-186 275	-206 421	-286 385	-96 468	-96 952	-233 970
Closing Balance	245 245	463 770	646 470	698 645	685 080	1 287 663	1 289 052	1 406 296	1 750 518
KZN271 Umhlabuyalingana (Medium)									
Opening Balance	-11	94 802	83 306	96 459	104 904	99 280	160 039	823	209 691
Plus Receipts	110 957	9 328	18 563	16 601	13 869	89 736	51 907	15 438	100 847
Sub Total	110 946	104 130	101 869	113 060	118 774	189 016	108 133	14 615	310 538
Less Payments	-16 144	-20 850	-5 410	-8 272	-19 488	-31 571	-108 955	195 076	-40 002
Closing Balance	94 802	83 280	96 459	104 788	99 285	157 445	823	209 691	270 535
KZN272 Jozini (Low)									
Opening Balance		13 679	-10 042	-37 308	129 249	127 183	244 910	225 923	268 839
Plus Receipts	46 894	-5 182	-8 671	175 449	-36 486	147 567	933	62 723	127 723
Sub Total	46 894	8 497	-18 713	138 341	92 763	274 750	245 844	288 646	396 563
Less Payments	-33 216	-26 398	-18 595	-9 072	34 400	-29 839	-19 921	-19 806	-20 368
Closing Balance	13 679	-17 901	-37 308	129 249	127 183	244 910	225 923	268 839	376 194



Cash Flow Summary for Financial Year End : 2024

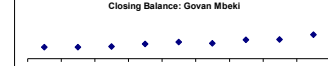
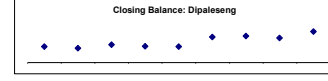



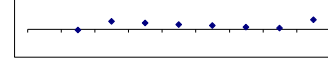
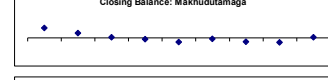

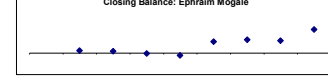
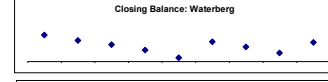

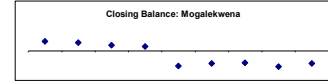
R thousand	July	Aug	Sept	Oct	Nov	Dec	Jan	Feb	Mar
KZN275 Mtubatuba (Low)									
Opening Balance	-314	-714	-1 081	-1 395	-1 770	-2 148	-2 540	-2 988	-3 313
Plus Receipts			48	-48	44	66	-66	-20	-6
Sub Total	-314	-714	-1 033	-1 443	-1 726	-2 082	-2 606	-3 008	-3 319
Less Payments									
Closing Balance	-314	-714	-1 033	-1 443	-1 726	-2 082	-2 606	-3 008	-3 319
KZN276 Habisa Big Five (Low)									
Opening Balance		61 523	149 958	316 899	447 017	542 052	578 133	613 279	648 449
Plus Receipts	67 486	166	-26 284	38 779	18 068	58 558	-11	45	40 031
Sub Total	67 486	61 690	123 674	355 678	465 085	600 610	578 122	613 323	688 480
Less Payments	-5 962	-8 850	-6 776	-8 660	-23 034	-22 476	-14 844	-14 875	-15 680
Closing Balance	61 523	52 839	116 899	344 437	442 052	578 133	613 279	648 449	703 800
DC27 Umkhanyakude (Medium)									
Opening Balance		-2 737	101 324	43 549	344 437	287 442	410 341	408 021	358 925
Plus Receipts	20 356	14 476	8 923	30 018	33 164	213 632	13 109	5 509	227 110
Sub Total	20 356	11 739	110 247	410 568	377 601	501 074	423 530	413 610	586 035
Less Payments	23 093	-51 156	-66 698	-66 131	-70 159	-90 733	-15 509	-54 685	-41 383
Closing Balance	-2 737	-39 417	43 549	344 437	287 442	410 341	408 021	358 925	524 652
KZN281 Mfolozi (Medium)									
Opening Balance	742	-4 632	-16 219	-114	-1341	169 572	177 932	184 858	184 858
Plus Receipts	-4 020	-13 288	17 786		169 688	7 582	8 293	53 415	
Sub Total	-3 277	-17 900	1 567	-114	171 029	177 155	186 225	238 273	
Less Payments	742	-1 354	1 681	-1 681	1 455	-1 457	777	-1 367	-1
Closing Balance	742	-4 632	-16 219	-114	1 341	169 572	177 932	184 858	238 272
KZN282 uMhlatuze (High)									
Opening Balance	486 441	581 102	585 295	380 626	342 888	295 678	270 885	325 389	188 203
Plus Receipts	554 212	508 781	290 240	372 581	331 769	490 982	487 773	314 223	723 440
Sub Total	1 040 653	1 089 883	875 535	753 207	674 657	786 660	758 658	639 612	911 643
Less Payments	-468 219	-504 588	-502 909	-410 318	-378 979	-517 775	-443 269	-451 408	-473 752
Closing Balance	572 434	585 295	380 626	342 888	295 678	270 885	325 389	188 203	437 890
KZN284 uMalazi (Low)									
Opening Balance	73 565	172 953	165 274	133 633	97 678	50 416	103 975	83 456	47 971
Plus Receipts	136 116	47 768	20 525	41 682	23 219	107 608	25 012	17 476	89 537
Sub Total	209 682	220 721	185 799	175 314	120 897	158 024	128 987	100 933	137 507
Less Payments	-36 817	-55 447	-52 167	-77 636	-70 476	-54 047	-45 537	-52 962	-50 827
Closing Balance	172 865	165 274	133 633	97 678	50 420	103 977	83 450	47 971	86 680
KZN285 Mthonjaneni (Low)									
Opening Balance		205	7 789	824	75 580	199	12 538	12 632	12 242
Plus Receipts	196	7 585	7 045	74 164	15 002	39 851	147	-348	-162
Sub Total	196	7 789	7 869	75 587	90 582	40 049	12 686	12 284	12 080
Less Payments	9		79	-8	-90 384	-27 511	-54	-21	-21
Closing Balance	205	7 789	7 790	75 580	199	12 538	12 632	12 242	12 059
KZN286 Nkandla (Medium)									
Opening Balance		22 689	11 525	17 796	9 465	23 950	41 781	32 426	20 570
Plus Receipts	64 380	7 126	25 792	2 242	37 211	45 641	5 862	9 118	39 844
Sub Total	64 380	29 815	37 317	20 038	46 677	69 591	47 643	41 544	60 414
Less Payments	-41 691	-19 241	-19 521	-10 573	-22 727	-27 810	-15 217	-20 974	-19 799
Closing Balance	22 689	10 574	17 796	9 465	23 950	41 781	32 426	20 570	40 615
DC28 King Cetshwayo (High)									
Opening Balance	138 828	591 534	518 855	450 998	525 261	444 150	361 273	294 624	202 787
Plus Receipts	403 211	173 635	107 154	227 911	185 413	476 422	431 049	386 994	345 683
Sub Total	738 139	765 169	626 009	678 909	710 674	920 572	792 322	681 618	548 470
Less Payments	-146 803	-246 314	-175 011	-163 647	-265 874	-159 500	-97 697	-198 831	-193 611
Closing Balance	591 337	518 855	450 998	525 261	444 800	761 273	694 624	482 787	354 859
KZN291 Mandeni (Low)									
Opening Balance	253 744	635 452	657 655	643 757	621 985	599 105	627 021	607 248	891 958
Plus Receipts	163 088	50 677	16 553	12 535	13 706	186 108	108 329	15 487	139 180
Sub Total	416 832	686 129	674 209	656 292	635 691	785 213	735 351	622 735	1 031 138
Less Payments	-35 992	-28 473	-30 451	-34 307	-36 586	41 808	-28 103	-30 776	-47 616
Closing Balance	380 840	657 655	643 757	621 985	599 105	827 021	707 248	591 958	983 522
KZN292 KwaDukuza (High)									
Opening Balance	1 883 847	2 123 202	2 309 203	2 496 451	2 672 731	2 768 088	150 460	319 160	461 411
Plus Receipts	282 935	209 927	241 752	248 328	230 632	352 589	220 434	224 475	273 461
Sub Total	2 166 782	2 333 129	2 549 955	2 744 779	2 903 363	3 120 677	1 720 895	543 634	734 872
Less Payments	-28 092	-24 926	-53 504	-72 048	-135 275	-2 970 216	-51 735	-82 223	-1 330 034
Closing Balance	2 138 690	2 308 203	2 496 451	2 672 731	2 768 088	150 460	319 160	461 411	2 064 906
KZN293 Ndwedwe (Low)									
Opening Balance		22 063	116 859	166 635	202 968	238 846	273 647	312 656	337 083
Plus Receipts	22 065	14 442	49 779	36 335	35 881	34 806	39 011	24 430	65 723
Sub Total	22 065	36 504	166 638	202 970	238 849	273 653	312 658	337 085	402 806
Less Payments	-2	-3	-2	-2	-2	-6	-2	-2	-2
Closing Balance	22 063	36 501	166 635	202 968	238 846	273 647	312 656	337 083	402 803
KZN294 Maphumulo (Medium)									
Opening Balance		69 080	64 343	79 549	85 230	89 473	118 410	132 346	140 744
Plus Receipts	64 806	3 172	32 081	18 446	26 376	49 251	29 971	23 981	100 073
Sub Total	64 806	72 252	96 424	98 195	111 606	138 724	148 380	156 327	240 817
Less Payments	-12 807	-7 909	-16 875	-12 964	-22 134	-20 314	-16 034	-15 583	-40 354
Closing Balance	51 999	64 343	79 549	85 230	89 473	118 410	132 346	140 744	200 463
DC29 iLembe (Low)									
Opening Balance	266 913	644 258	580 956	476 917	439 151	335 938	239 673	506 708	455 948
Plus Receipts	476 347	37 771	36 899	46 187	53 259	67 438	395 004	80 823	288 984
Sub Total	743 260	682 029	617 855	523 105	492 410	403 376	634 677	587 531	744 932
Less Payments	-110 467	-101 073	-140 938	-83 762	-156 472	-163 702	-127 969	-131 583	-124 321
Closing Balance	632 793	580 956	476 917	439 343	335 938	239 673	506 708	455 948	620 611
KZN433 Greater Kokstad (Low)									
Opening Balance	131 310	173 141	164 884	170 436	188 384	210 455	210 481	222 204	228 655
Plus Receipts	85 745	44 213	50 749	51 186	45 118	44 236	38 416	28 076	57 420
Sub Total	217 055	217 354	215 632	221 621	233 501	254 691	248 897	250 280	286 075
Less Payments	-44 812	-52 470	-45 197	-33 237	-23 046	-44 210	-26 693	-21 625	-30 934
Closing Balance	172 244	164 884	170 436	188 384	210 455	210 481	222 204	228 655	255 142
KZN434 Ubuhlebezwe (Low)									
Opening Balance		48 056	219 855	209 932	211 081	206 981	226 586	222 740	216 123
Plus Receipts	67 424	8 902	19 990	16 539	30 601	72 724	13 950	16 246	61 855
Sub Total	67 424	56 957	239 845	226 471	241 682	279 705	240 536	238 986	277 978
Less Payments	-19 388	-19 392	-29 913	-38 159	-34 701	-30 351	-17 796	-22 863	-24 375
Closing Balance	48 056	37 565	209 932	188 312	206 981	249 355	222 740	216 123	253 603
KZN435 Umzimkhulu (Medium)									
Opening Balance	183 976	294 263	286 611	291 601	234 848	219 455	300 604	344 824	338 769
Plus Receipts	123 203	7 423	19 482	-43 070	5 845	98 139	52 558	9 319	68 792
Sub Total	307 179	301 686	306 094	248 531	240 693	317 594	353 162	354 143	407 561
Less Payments	-12 916	-15 075	-14 493	-13 683	-21 238	-16 990	-8 338	-15 374	-18 450
Closing Balance	294 263	286 611	291 601	234 848	219 455	300 604	344 824	338 769	389 111
KZN436 Dr Nkosazana Dlamini Zuma (Medium)									
Opening Balance		74 004	73 620	71 314	59 571	204 811	185 517	182 130	178 744
Plus Receipts	77 610	5 859							
Sub Total	77 610	79 863	73 620	71 314	59 571	204 811	185 517	182 130	178 744
Less Payments	-3 606	-6 243	-2 306	-11 743	-10 016	-19 294	-3 387	-3 387	-17 789
Closing Balance	74 004	73 620	71 314	59 571	49 555	185 517	182 130	178 744	260 957
DC43 Harry Gwala (Low)									
Opening Balance	124 641	737 441	716 788	835 840	875 460	907 917	1 337 425	1 358 846	1 336 034
Plus Receipts	677 460	96 771	252 598	148 233	147 453	573 597	81 670	70 046	328 650
Sub Total	802 101	834 212	969 386	984 073	1 022 913	1 481 514	1 419 095	1 428 892	1 664 685
Less Payments	-64 660	-117 424	-133 545	-108 613	-114 996	-144 088	-60 248	-92 858	-124 215

Cash Flow Summary for Financial Year End : 2024

R thousand	July	Aug	Sept	Oct	Nov	Dec	Jan	Feb	Mar
LP LIMPOPO									
LM331 Greater Giyani (Low)									
Opening Balance	347 434	315 844	256 251	240 467	240 467	219 422	193 726	304 134	297 133
Plus Receipts	4 993	27 449	9 863	5 021	8 400	134 666	17 572	125 343	125 343
Sub Total	352 427	343 293	266 115	245 488	248 867	232 822	328 932	321 707	422 476
Less Payments	-49 277	-36 783	-87 041	-25 648	-26 066	-34 095	-24 258	-24 574	-38 820
Closing Balance	49 277	315 844	256 251	240 467	219 422	193 726	304 134	297 133	385 656
LM332 Greater Letaba (Low)									
Opening Balance	2 344	134 037	115 256	94 798	91 299	66 159	15 850	-1 980	-31 305
Plus Receipts	180 910	6 386	7 734	32 973	1 253	1 565	2 139	1 577	1 489
Sub Total	183 254	140 423	122 989	127 771	92 552	67 724	17 989	403	-29 816
Less Payments	-50 088	-25 167	-28 191	-36 476	-26 393	-51 874	-19 970	-30 902	-37 128
Closing Balance	133 166	115 256	94 798	91 299	66 159	15 850	-1 980	-31 305	-66 944
LM333 Greater Tzaneen (High)									
Opening Balance	1 041 364	1 470 744	1 882 530	2 458 536	2 458 536	2 740 991	3 579 952	4 057 525	4 403 583
Plus Receipts	1 183 637	543 386	547 510	540 327	417 114	1 007 975	577 935	439 487	862 051
Sub Total	1 183 637	1 584 750	2 018 254	2 422 857	2 875 700	3 748 966	4 157 886	4 497 012	5 265 634
Less Payments	-142 273	-114 005	-135 723	-141 643	-134 709	-169 014	-100 362	-93 428	-115 223
Closing Balance	1 041 364	1 470 744	1 882 530	2 281 215	2 740 991	3 579 952	4 057 525	4 403 583	5 150 411
LM334 Ba-Phalaborwa (Medium)									
Opening Balance	72 532	105 156	64 998	42 317	12 889	23 707	9 650	-55 005	-55 005
Plus Receipts	120 533	42 453	21 780	33 503	20 736	66 902	22 458	-24 367	92 843
Sub Total	120 533	147 609	86 778	75 820	33 625	90 609	46 108	-14 717	37 838
Less Payments	-48 001	-45 547	-61 939	-56 184	-50 164	-58 084	-36 515	-40 288	-46 630
Closing Balance	72 532	102 062	24 839	19 636	-16 539	32 525	10 593	-55 005	-8 791
LM335 Maruleng (Low)									
Opening Balance	150 719	188 634	179 793	170 978	157 993	142 241	181 914	176 483	188 604
Plus Receipts	85 676	23 953	25 496	17 478	18 570	81 532	19 837	34 345	124 100
Sub Total	236 395	212 586	205 288	188 456	176 563	223 773	201 751	210 828	312 704
Less Payments	-47 701	-32 794	-34 311	-30 643	-34 322	-41 858	-25 268	-22 224	-30 388
Closing Balance	188 634	179 793	170 978	157 993	142 241	181 914	176 483	188 604	282 316
DC33 Mopani (Low)									
Opening Balance	171 211	465 749	356 418	458 149	422 290	369 463	813 122	805 574	777 800
Plus Receipts	542 627	9 180	210 064	1 732	5 174	578 627	10 437	5 836	394 650
Sub Total	713 838	474 929	566 481	459 881	427 464	948 090	823 559	811 410	1 172 451
Less Payments	-96 400	-118 511	-108 332	-107 362	-58 000	-134 968	-134 968	-33 609	-72 358
Closing Balance	617 438	356 418	458 149	422 619	369 463	813 122	805 574	777 800	1 100 092
LM341 Musina (Low)									
Opening Balance	34 507	47 627	54 491	59 189	68 319	52 181	17 433	-45 797	-39 411
Plus Receipts	16 326	19 796	24 241	19 476	19 331	26 096	24 727	27 006	75 487
Sub Total	50 833	67 422	78 732	78 664	87 649	78 276	42 161	-18 791	36 077
Less Payments	-3 114	-12 931	-19 543	-10 346	-25 360	-60 843	-87 958	-9 888	-50 663
Closing Balance	47 720	54 491	59 189	68 319	62 289	17 433	-45 797	-28 680	-14 586
LM343 Thulamela (Medium)									
Opening Balance	1 026 519	1 249 343	1 213 644	1 185 340	1 145 509	1 065 159	1 231 447	1 189 876	1 137 826
Plus Receipts	307 385	34 455	72 634	39 064	21 711	260 113	25 891	19 896	192 171
Sub Total	1 333 905	1 283 798	1 286 278	1 224 404	1 167 220	1 325 272	1 257 338	1 209 772	1 329 997
Less Payments	-84 562	-70 154	-100 938	-78 895	-102 061	-93 825	-67 462	-71 946	-80 980
Closing Balance	1 249 343	1 213 644	1 185 340	1 145 509	1 065 159	1 231 447	1 189 876	1 137 826	1 249 017
LM344 Makhado (Medium)									
Opening Balance	147 009	142 954	82 257	83 023	-16 877	-72 773	-25 940	-66 598	-82 196
Plus Receipts	280 853	59 614	94 535	62 095	52 700	216 794	53 647	71 520	181 437
Sub Total	427 862	202 568	176 792	145 118	35 824	144 021	27 707	4 922	99 238
Less Payments	-284 495	-120 311	-93 769	-161 995	-108 596	-169 961	-94 304	-87 120	-185 409
Closing Balance	143 367	82 257	83 023	-16 877	-72 773	-25 940	-66 597	-82 198	-86 170
LM345 Collins Chabane (Medium)									
Opening Balance	235 147	422 137	391 960	358 557	339 831	359 345	474 894	456 876	423 572
Plus Receipts	234 628	29 427	36 193	57 232	93 760	194 314	11 675	5 854	157 528
Sub Total	469 775	451 563	428 154	415 789	433 591	553 659	486 569	462 730	581 101
Less Payments	-48 257	-59 603	-69 597	-75 968	-81 246	-80 765	-29 693	-39 153	-33 218
Closing Balance	421 518	391 960	358 557	339 831	359 345	474 894	456 876	423 572	547 883
DC34 Vhembe (Low)									
Opening Balance	124 606	904 399	774 570	683 982	520 479	607 067	890 527	893 252	738 146
Plus Receipts	840 734	14 273	11 201	9 577	176 158	468 611	179 341	14 080	456 219
Sub Total	965 340	918 672	785 771	693 559	696 638	1 075 679	1 069 868	907 332	1 194 365
Less Payments	-67 024	-144 102	-101 789	-173 080	-89 570	-185 152	-176 616	-169 185	-202 358
Closing Balance	898 316	774 570	683 982	520 479	607 067	890 527	893 252	738 146	992 008
LM351 Blouberg (Low)									
Opening Balance	106 030	185 032	137 955	95 553	136 976	93 287	-8 555	-29 081	-16 188
Plus Receipts	126 475	4 667	7 363	-70 583	15 401	166 660	60 103	128 512	128 512
Sub Total	232 505	189 700	145 318	24 970	152 377	93 287	51 542	31 023	112 324
Less Payments	-43 286	-51 744	-49 355	-10 544	-59 090	-187 185	-187 185	-47 211	-48 161
Closing Balance	189 219	137 955	95 553	14 426	93 287	93 287	-29 081	-16 188	64 163
LM353 Molemole (Low)									
Opening Balance	111 992	175 542	194 009	163 977	148 551	113 430	166 699	261 421	245 582
Plus Receipts	94 555	9 719	8 630	3 045	8 653	149 884	106 357	33 019	107 336
Sub Total	206 547	185 261	202 639	167 022	157 204	263 314	273 056	294 440	352 918
Less Payments	-31 276	-8 813	-38 613	-18 471	-43 774	-96 615	-11 635	-48 857	-80 011
Closing Balance	175 271	194 074	164 026	148 551	113 430	166 699	261 421	245 582	272 907
LM354 Polokwane (High)									
Opening Balance	184 371	860 264	982 121	805 003	700 803	610 656	887 040	797 471	692 892
Plus Receipts	1 066 816	572 713	235 672	286 792	354 366	741 400	236 745	295 544	981 246
Sub Total	1 251 187	1 432 977	1 217 793	1 091 796	1 055 169	1 352 057	1 123 785	1 093 015	1 674 138
Less Payments	-390 923	-450 856	-412 790	-390 963	-444 512	-465 016	-326 214	-400 123	-422 756
Closing Balance	860 264	982 121	805 003	700 803	610 656	887 040	797 471	692 892	1 251 382
LM355 Lepelle-Nkumpi (Low)									
Opening Balance	546 712	39 712	322 312	492 051	465 472	592 428	1 040 686	1 044 477	940 056
Plus Receipts	5 918	181 496	21 049	-73 673	223 303	288 049	18 564	41 135	88 970
Sub Total	552 630	221 208	343 361	418 378	688 775	880 477	1 059 250	1 085 612	1 029 026
Less Payments	-33 794	-101 103	-398 023	-47 093	-96 577	-160 209	-144 773	-145 555	-4 421
Closing Balance	586 424	322 312	-54 662	465 472	592 198	720 268	914 477	940 056	1 022 605
DC35 Capricorn (Medium)									
Opening Balance	493 700	854 737	666 247	538 161	565 700	478 350	721 609	658 592	588 849
Plus Receipts	436 810	10 407	72 368	173 852	32 274	362 707	13 128	9 225	342 767
Sub Total	930 511	865 144	738 615	712 013	597 974	841 057	734 736	667 817	931 616
Less Payments	-75 774	-198 897	-140 454	-146 313	-178 624	-178 448	-76 144	-78 968	-70 458
Closing Balance	854 737	666 247	538 161	565 700	478 350	721 609	658 592	588 849	861 157
LM361 Thabazimbi (Low)									
Opening Balance	14 546	24 988	49 577	56 534	49 345	84 011	130 147	143 812	143 812
Plus Receipts	21 503	16 622	25 183	14 313	59 438	28 511	21 153	15 300	15 300
Sub Total	36 050	41 609	74 760	70 848	108 783	112 521	151 300	158 112	159 112
Less Payments	-11 062	7 880	-18 138	-21 502	-24 772	17 625	-7 488	-7 488	-7 488
Closing Balance	24 988	49 491	56 622	49 345	84 011	130 147	143 812	143 812	143 812
LM362 Lephalale (Medium)									
Opening Balance	139 738	139 738	344 101	400 466	451 468	413 289	482 301	561 693	546 575
Plus Receipts	182 811	180 912	189 010	126 710	44 330	180 666	121 780	85 941	185 647
Sub Total	322 549	320 650	533 111	527 176	495 798	593 955	604 081	647 634	732 222
Less Payments	-43 072	-78 445	-92 645	-75 768	-82 497	-123 053	-42 388	-100 424	-65 196
Closing Balance	139 738	252 205	400 466	451 468	413 289</				

Cash Flow Summary for Financial Year End : 2024

R thousand	July	Aug	Sept	Oct	Nov	Dec	Jan	Feb	Mar
LM366 Bela Bela (Medium)									
Opening Balance	20 124	50 296	67 580	5 850	26 163	9 385	35 736	27 350	36 736
Plus Receipts	40 726	51 290	28 127	62 155	31 244	76 270	30 819	33 459	79 021
Sub Total	110 849	101 586	96 307	68 006	57 407	87 655	66 556	60 809	115 757
Less Payments	-53 325	-34 006	90 456	-41 842	-48 022	-51 918	-39 206	-24 072	-58 514
Closing Balance	57 524	67 580	5 850	26 163	9 385	35 736	27 350	36 736	57 243
LM367 Mogalakwena (Low)									
Opening Balance		252 219	179 790	124 843	97 108	-331 386	-280 305	-260 465	-345 528
Plus Receipts	362 207	73 228	89 528	160 497	120 292	326 341	93 494	61 278	255 479
Sub Total	362 207	325 547	269 318	285 340	217 400	-5 045	-186 811	-199 188	-90 049
Less Payments	-150 332	-145 757	-144 476	-188 232	-548 785	-275 260	-73 655	-146 315	-190 116
Closing Balance	211 875	179 790	124 843	97 108	-331 386	-280 305	-260 465	-345 503	-280 165
LM368 Modimolle-Mookgopong (Medium)									
Opening Balance	70 133	243 567	295 317	342 423	388 778	525 460	627 288	626 757	634 310
Plus Receipts	283 234	47 722	68 637	76 149	171 071	194 160	57 225	16 621	174 202
Sub Total	353 367	311 289	363 954	418 573	559 849	719 619	684 488	643 378	808 512
Less Payments	-17 776	-15 912	-21 531	-29 795	-34 390	-42 351	-57 731	-9 069	-76 504
Closing Balance	279 590	295 317	342 423	388 778	525 460	627 268	626 757	634 310	732 008
DC36 Waterberg (Low)									
Opening Balance	12 773	63 475	50 352	39 984	27 381	8 747	46 935	34 867	20 237
Plus Receipts	63 174	1 727	547	592	446	50 371	639	643	38 034
Sub Total	75 947	65 202	50 899	40 576	27 827	59 118	47 575	35 510	58 271
Less Payments	-12 472	-14 850	-10 914	-13 195	-19 080	-12 182	-12 707	-15 273	-12 382
Closing Balance	63 475	50 352	39 984	27 381	8 747	46 935	34 867	20 237	45 889
LM471 Ephraim Mogale (Low)									
Opening Balance	608	11 289	7 839	-2 517	-12 195	-12 195	54 293	64 770	59 739
Plus Receipts	17 717	13 447	11 816	10 960	80 634	26 473	14 298	14 298	48 954
Sub Total	18 325	24 736	19 655	8 444	71 439	14 298	68 591	79 068	108 693
Less Payments	-7 036	-16 897	-22 172	-20 639	-17 146	-15 995	-19 329	-19 329	-14 256
Closing Balance	11 289	7 839	-2 517	-12 195	54 293	64 770	59 739	59 739	114 438
LM472 Elias Motosoledi (Medium)									
Opening Balance	31 937	130 455	84 328	32 084	19 009	-26 244	25 192	-3 519	-43 932
Plus Receipts	154 085	472	3 367	14 898	13 775	116 246	14 910	16 332	117 291
Sub Total	186 022	130 927	87 695	46 982	32 784	90 002	40 102	12 814	73 358
Less Payments	-56 732	-46 599	-55 611	-27 973	-59 028	-64 810	-43 621	-56 746	-42 481
Closing Balance	129 290	84 328	32 084	19 009	-26 244	25 192	-3 519	-43 932	30 877
LM473 Makhuduthama (Low)									
Opening Balance	-5 712	116 335	55 868	5 423	-15 875	-48 252	-11 154	-44 492	-55 310
Plus Receipts	146 310	21 639	31 639	47 179	2 468	147 317	8 746	11 703	127 915
Sub Total	173 022	116 335	87 307	52 602	-13 387	99 065	-2 388	-32 789	72 605
Less Payments	-56 687	-40 467	-82 284	-48 477	-34 865	-110 219	-42 104	-22 521	-66 914
Closing Balance	116 335	55 868	5 423	-15 875	-48 252	-11 154	-44 492	-55 310	5 691
LM476 Tubatse Fetakgomo (Low)									
Opening Balance	218 618	487 845	283 291	188 000	138 861	85 286	285 488	318 732	275 963
Plus Receipts	316 195	-129 506	11 751	12 580	80 830	289 074	66 612	23 144	235 770
Sub Total	534 813	358 338	295 043	200 580	219 691	374 360	352 099	341 877	511 733
Less Payments	-46 414	-75 047	-107 043	-61 719	-134 405	-88 872	-33 367	-65 914	-50 177
Closing Balance	488 399	283 291	188 000	138 861	85 286	285 488	318 732	275 963	461 556
DC47 Sekhukhune (High)									
Opening Balance		415 160	927 742	737 458	538 420	471 019	255 754	846 846	470 970
Plus Receipts	25 111	636 328	37 404	32 728	140 948	237 849	34 818	34 818	470 970
Sub Total	25 111	1 251 495	965 146	770 186	679 368	645 868	290 572	1 317 814	1 317 814
Less Payments	-142 639	-323 753	-227 688	-231 765	-262 370	-399 113	-174 422	-211 581	-211 581
Closing Balance	-117 529	927 742	737 458	538 420	471 019	255 754	114 150	1 106 235	1 106 235
MP MPUMALANGA									
MP301 Albert Luthuli (Medium)									
Opening Balance			-57 760	-72 143	-48 253	20 974	-42 115	-120 111	-120 111
Plus Receipts		36 070	61 613	117 571	173 198	5 892	8 473	252 313	252 313
Sub Total		36 070	3 853	45 428	124 945	26 865	-33 642	132 202	132 202
Less Payments		-43 553	-75 996	-93 681	-104 020	-69 980	-86 969	-77 860	-77 860
Closing Balance		-7 483	-72 143	-48 253	20 925	-42 115	-120 111	-120 111	-120 111
MP302 Msukaligwa (Low)									
Opening Balance	79 540	217 666	238 405	293 317	346 038	373 298	451 916	480 460	339 636
Plus Receipts	241 070	70 117	75 768	83 632	50 437	183 066	48 017	55 576	269 217
Sub Total	320 610	287 783	314 173	376 950	396 474	556 364	499 932	536 036	608 852
Less Payments	-102 109	-49 378	-20 855	-30 912	-23 177	-104 448	-19 472	-194 401	-21 646
Closing Balance	218 501	238 405	293 317	346 038	373 298	451 916	480 460	339 636	587 206
MP303 Mkhondo (Low)									
Opening Balance			-18 027	-43 218	-38 593	-47 122	-156 507	-198 211	-154 473
Plus Receipts		25 871	44 955	27 536	29 172	38 327	18 589	45 522	29 960
Sub Total		25 871	26 928	-15 682	-9 421	-8 796	-137 918	-152 689	-124 512
Less Payments		-43 898	-70 146	-22 910	-37 701	-147 711	-60 294	-7 784	-85 361
Closing Balance		-18 027	-43 218	-38 593	-47 122	-156 507	-198 211	-154 473	-219 873
MP304 Pixley Ka Seme (MP) (Medium)									
Opening Balance	47 500	64 678	41 794	24 471	21 293	21 293	47 436	46 727	43 316
Plus Receipts	62 271	10 427	10 423	23 393	60 102	12 451	16 281	16 281	49 268
Sub Total	109 771	75 104	52 217	47 864	81 394	81 394	59 886	63 008	92 584
Less Payments	-30 647	-33 310	-27 746	-26 571	-33 959	-33 959	-13 160	-19 692	-20 941
Closing Balance	79 124	41 794	24 471	21 293	21 293	47 436	46 727	43 316	71 643
MP305 Lekwa (Low)									
Opening Balance	31 044	100 811	112 105	142 937	178 991	204 273	248 415	270 373	330 883
Plus Receipts	152 039	38 652	70 217	81 132	61 212	106 313	54 568	93 267	120 708
Sub Total	183 083	139 463	182 322	224 069	240 203	310 585	302 983	363 640	451 592
Less Payments	-75 642	-47 358	-39 386	-45 078	-35 931	-42 170	-32 670	-32 754	-28 655
Closing Balance	107 442	112 105	142 937	178 991	204 273	248 415	270 373	330 883	422 937
MP306 Dipaleseng (Low)									
Opening Balance	24 434	32 538	33 537	41 824	30 696	37 028	60 504	62 201	57 796
Plus Receipts	56 446	16 632	20 927	11 743	20 039	50 589	16 634	14 204	35 921
Sub Total	80 880	49 170	54 464	53 567	50 735	87 617	77 138	76 405	93 717
Less Payments	-43 813	-15 633	-12 641	-15 693	-13 707	-27 114	-14 937	-18 609	-20 630
Closing Balance	37 068	33 537	41 824	37 874	37 028	60 504	62 201	57 796	73 087
MP307 Govan Mbeki (High)									
Opening Balance	174 234	279 609	335 322	356 081	433 022	487 584	451 925	555 648	561 761
Plus Receipts	319 707	162 973	162 973	165 948	143 868	291 113	171 084	134 788	249 854
Sub Total	493 941	442 582	498 295	522 029	576 890	778 697	623 009	690 436	811 614
Less Payments	-162 829	-107 260	-141 357	-89 007	-89 306	-326 772	-47 361	-126 675	-104 511
Closing Balance	331 112	335 322	356 081	433 022	487 584	451 925	555 648	561 761	707 103




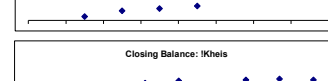
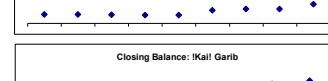
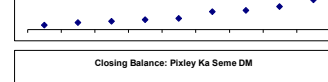
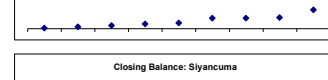
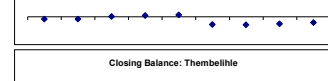
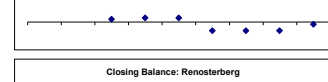
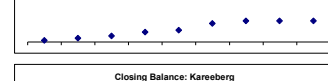
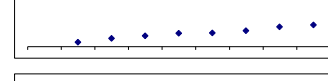

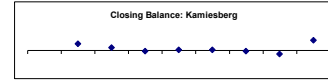

Cash Flow Summary for Financial Year End : 2024

R thousand	July	Aug	Sept	Oct	Nov	Dec	Jan	Feb	Mar
DC30 Gert Sibande (Medium)									
Opening Balance	243 687	317 543	365 066	406 240	423 747	470 749	644 901	651 466	678 965
Plus Receipts	146 303	62 704	34 748	23 532	46 604	186 722	10 043	32 971	161 790
Sub Total	389 990	380 247	399 813	429 772	470 350	657 471	654 944	684 437	840 756
Less Payments	-72 447	-15 162	-6 427	-6 026	-398	-12 570	-3 477	-5 472	-37 486
Closing Balance	317 543	365 066	406 240	423 747	470 749	644 901	651 466	678 965	803 269
MP311 Victor Khanye (Medium)									
Opening Balance	5 033	64 978	50 360	60 667	59 562	59 562	74 749	83 837	96 422
Plus Receipts	97 419	36 544	34 186	31 477	78 013	30 329	30 329	31 134	32 966
Sub Total	102 452	101 522	84 546	92 143	59 562	137 575	105 078	114 971	129 388
Less Payments	-39 095	-49 378	-23 879	-32 581	-23 879	-52 827	-21 241	-18 549	-51 174
Closing Balance	63 357	52 143	60 667	59 562	59 562	74 749	83 837	96 422	78 214
MP312 Emalaheni (MP) (High)									
Opening Balance	36 223	142 647	158 667	222 478	225 429	261 168	261 168	213 713	21 270
Plus Receipts	470 252	213 363	231 739	218 381	208 128	208 128	151 475	212 486	380 178
Sub Total	506 475	356 010	390 406	440 859	433 557	469 296	412 643	426 199	401 448
Less Payments	-363 773	-197 343	-167 928	-215 431	-170 388	-198 930	-198 930	-404 929	-291 529
Closing Balance	142 702	158 667	222 478	225 429	261 168	261 168	213 713	21 270	109 918
MP313 Steve Tshwete (High)									
Opening Balance	124 778	313 350	371 680	364 046	382 135	405 950	472 650	473 380	433 317
Plus Receipts	261 861	147 590	90 226	106 280	117 803	234 969	87 701	100 040	207 143
Sub Total	386 639	460 939	461 906	470 327	499 937	640 919	560 351	573 421	640 459
Less Payments	-72 962	-89 260	-97 859	-88 192	-93 987	-166 269	-86 971	-140 104	-161 100
Closing Balance	313 677	371 680	364 046	382 135	405 950	472 650	473 380	433 317	479 359
MP314 Emakhaseni (Low)									
Opening Balance	7 518	53 994	56 909	62 927	72 433	74 473	91 895	94 325	83 299
Plus Receipts	76 490	12 358	7 149	16 307	16 751	37 482	16 305	14 575	61 897
Sub Total	84 008	66 352	64 058	79 234	89 185	111 955	108 200	108 900	145 196
Less Payments	-30 013	-9 443	-1 138	-6 795	-14 711	-20 060	-13 875	-25 401	-22 743
Closing Balance	53 994	56 909	62 927	72 433	74 473	91 895	94 325	83 299	122 453
MP315 Thembisile Hani (Low)									
Opening Balance	185 401	409 520	368 614	368 050	325 969	301 234	435 955	417 686	382 572
Plus Receipts	239 393	24 151	54 690	49 537	11 413	230 365	12 748	19 982	215 304
Sub Total	424 794	433 671	423 304	417 587	337 381	531 599	448 703	437 669	597 876
Less Payments	-15 269	-65 057	-55 254	-91 619	-36 148	-95 644	-31 017	-55 097	-52 633
Closing Balance	409 520	368 614	368 050	325 969	301 234	435 955	417 686	382 572	545 243
MP316 Dr J.S. Moroka (Low)									
Opening Balance	7 645	271 319	297 468	284 270	247 092	247 099	335 301	314 003	300 032
Plus Receipts	283 877	45 107	17 876	4 411	17 168	183 226	6 366	8 444	137 832
Sub Total	291 462	316 426	315 344	288 680	264 259	430 325	341 667	322 447	437 864
Less Payments	-20 213	-18 958	-31 075	-41 588	-17 160	-49 024	-27 664	-22 415	-43 947
Closing Balance	271 249	297 468	284 270	247 092	247 099	335 301	314 003	300 032	393 918
DC31 Nkangala (High)									
Opening Balance	232 265	393 556	386 698	378 436	366 105	355 564	471 942	466 887	460 219
Plus Receipts	167 344	611	245	1 440	4 000	133 948	420	257	100 697
Sub Total	399 608	394 167	386 943	379 876	370 105	489 512	472 362	467 144	560 917
Less Payments	-5 639	-7 468	-8 507	-13 770	-14 541	-17 570	-5 475	-6 924	-11 962
Closing Balance	393 969	386 698	378 436	366 105	355 564	471 942	466 887	460 219	548 954
MP321 Thaba Chweu (Low)									
Opening Balance	20 603	36 041	27 935	16 949	-11 378	-3 777	-16 427	13 724	-84 353
Plus Receipts	93 072	12 217	13 089	10 074	41 258	46 857	55 924	31 915	129 969
Sub Total	113 675	48 258	41 023	27 023	29 881	50 635	37 497	44 639	35 616
Less Payments	-77 535	-20 323	-24 074	-38 400	-31 916	-49 062	-24 772	-138 993	-86 916
Closing Balance	36 141	27 935	16 949	-11 378	-2 035	-18 427	12 724	-94 353	-51 300
MP324 Nkomazi (Medium)									
Opening Balance	7 073	41 862	493 911	522 253	543 144	835 319	1 038 380	1 188 387	1 188 387
Plus Receipts	31 365	554 525	84 213	46 759	360 252	182 516	182 516	182 166	384 439
Sub Total	38 438	596 386	578 124	569 012	903 396	1 017 836	1 220 545	1 572 826	1 572 826
Less Payments	-106 516	-102 476	-55 871	-25 868	-68 076	-20 544	-32 158	-42 661	-62 661
Closing Balance	-68 078	493 911	522 253	543 144	835 319	1 038 380	1 188 387	1 510 165	1 510 165
MP325 Bushbuckridge (Low)									
Opening Balance	-2 068	184 409	183 674	96 425	251 106	231 833	48 243	299 877	79 457
Plus Receipts	19 950	148 808	470 267	32 073	109 896	361 681	27 464	406 125	486 125
Sub Total	-2 068	204 359	332 482	566 492	263 179	341 729	409 923	327 541	485 781
Less Payments	-27 987	-20 192	-236 024	-314 197	-50 876	-299 694	-110 400	-247 783	-282 386
Closing Balance	-30 056	184 167	96 458	252 495	232 303	48 035	299 524	79 759	203 395
MP326 City of Mbombela (High)									
Opening Balance	205 762	-635 926	-737 380	-665 294	-834 507	-1 002 335	-1 137 421	-1 377 785	-1 555 629
Plus Receipts	1 017 252	367 955	324 830	387 815	466 387	601 174	399 243	739 742	842 667
Sub Total	1 223 014	-267 971	-412 550	-277 480	-368 120	-401 162	-738 177	-638 043	-712 962
Less Payments	-1 858 489	-469 409	-252 744	-557 027	-634 215	-736 259	-639 608	-917 586	-634 194
Closing Balance	-635 474	-737 380	-665 294	-834 507	-1 002 335	-1 137 421	-1 377 785	-1 555 629	-1 347 157
DC32 Ehlanzeni (High)									
Opening Balance	51 645	47 772	140 669	78 431	71 667	35 427	67 337	48 653	26 513
Plus Receipts	36 706	134 018	-23 916	34 235	9 785	117 089	8 221	34 749	93 813
Sub Total	88 351	181 790	116 753	112 666	81 453	152 516	75 558	83 402	120 326
Less Payments	-40 580	-41 121	-38 322	-40 999	-46 026	-85 179	-26 905	-56 889	-52 255
Closing Balance	47 772	140 669	78 431	71 667	35 427	67 337	48 653	26 513	68 071
NC NORTHERN CAPE									
NC451 Joe Morolong (Low)									
Opening Balance	-31 985	-59 244	-82 550	-89 424	-117 299	-127 696	-155 239	-156 814	-156 814
Plus Receipts	204	246	25 504	26 543	20 624	669	2 912	59 864	240
Sub Total	204	-31 799	-57 046	-62 881	-96 675	-126 027	-152 327	-95 975	-156 573
Less Payments	-32 189	-27 505	-48 610	-33 418	-48 498	-46 022	-30 454	-43 439	-59 392
Closing Balance	-31 985	-59 244	-82 550	-89 424	-117 299	-127 696	-155 239	-156 814	-215 965
NC452 Ga-Segonyana (Medium)									
Opening Balance	36 206	161 900	130 483	87 351	95 385	86 546	120 656	132 994	126 158
Plus Receipts	169 507	36 179	39 615	68 362	53 825	120 899	45 524	47 072	120 726
Sub Total	205 713	198 079	170 298	155 713	149 210	207 445	166 180	180 066	246 884
Less Payments	-45 786	-67 427	-82 947	-40 328	-62 664	-86 789	-33 186	-53 908	-50 921
Closing Balance	159 927	130 652	87 351	95 385	86 546	120 656	132 994	126 158	195 963
NC453 Gamagara (Medium)									
Opening Balance	13 191	88 117	159 076	201 311	274 285	291 073	378 024	427 739	427 739
Plus Receipts	126 436	58 694	61 326	55 242	56 771	62 818	63 732	63 732	54 093
Sub Total	149 627	146 811	220 402	256 553	331 056	353 891	441 756	491 471	481 832
Less Payments	-115 436	-58 700	-61 326	-55 242	-56 771	-62 818	-63 732	-63 732	-54 093
Closing Balance	34 191	88 117	159 076	201 311	274 285	291 073	378 024	427 739	427 739
DC45 John Taolo Gaetsewe (Medium)									
Opening Balance	10 627	10 627	10 627	10 050	10 657	11 524	15 666	17 801	18 534
Plus Receipts	10 627	10 627	10 627	10 627	10 627	10 627	10 627	10 627	10 627
Sub Total	21 254	21 254	21 254	20 677	21 284	22 151	26 293	28 428	29 161
Less Payments	-10 627	-10 627	-10 627	-10 627	-10 627	-10 627	-10 627	-10 627	-10 627
Closing Balance	10 627	10 627	10 627	10 050	10 657	11 524	15 666	17 801	18 534
NC061 Richtersveld (Medium)									
Opening Balance	-1 212	-5 706	-5 670	-10 400	-11 105	-9 200	-16 375	-25 166	-29 872
Plus Receipts	1 212	5 706	5 670	10 400	11 105	9 200	16 375	25 166	29 872
Sub Total	0	0	0	0	0	0	0	0	0
Less Payments	-4 494	-5 670	-1 176	-4 703	-10 783	-10 225	-16 375	-25 166	-29 872
Closing Balance	-5 706	-5 670	-6 846	-15 103	-15 567	-17 074	-20 651	-32 294	-38 379





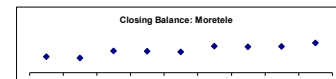


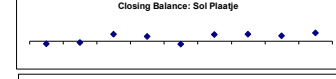
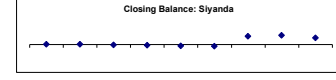
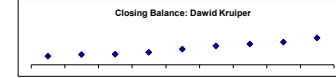
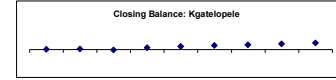

Cash Flow Summary for Financial Year End : 2024

R thousand	July	Aug	Sept	Oct	Nov	Dec	Jan	Feb	Mar
NC062 Nama Khoi (Medium)									
Opening Balance	46 770	107 672	110 201	118 131	138 180	137 922	154 633	138 551	140 469
Plus Receipts	80 241	33 944	25 621	43 281	30 257	41 316	21 397	29 889	69 354
Sub Total	127 012	141 617	135 822	161 412	168 437	179 238	176 031	167 240	209 823
Less Payments	-19 353	-31 426	-17 702	-23 243	-30 525	-24 615	-37 489	-26 771	-34 996
Closing Balance	107 659	110 190	118 120	138 169	137 912	154 623	138 541	140 469	174 828
NC064 Kamiesberg (Low)									
Opening Balance		618	4 079	1 721	-484	444	444	-366	-2 189
Plus Receipts	78 759	40 699	29 444	30 454	127 937	53 024	39 556		104 747
Sub Total	107 282	41 317	33 523	28 667	127 453	53 468	40 000	366	102 558
Less Payments	-6 202	-38 297	-7 133	-11 157	-11 517	-10 631	-10 631	-6 153	-16 217
Closing Balance	4 079	1 721	-484	444	444	444	-366	-2 189	6 162
NC065 Hantam (Low)									
Opening Balance	6 238	30 124	34 157	11 671	8 067	24 324	5 515	39 297	45 535
Plus Receipts	84 997	70 823	63 601	42 126	130 004	77 248	45 070	39 297	150 282
Sub Total	91 235	100 947	97 758	53 797	138 071	101 572	50 585	78 594	195 817
Less Payments	-54 873	-36 466	-51 929	-34 059	-105 680	-71 833	-5 773	-9 297	-94 195
Closing Balance	30 124	34 157	11 671	8 067	24 324	5 515	39 297	39 297	56 088
NC066 Karoo Hoogland (Medium)									
Opening Balance			27 017	66 510	82 736	116 922	204 959	223 178	222 338
Plus Receipts		31 952	30 085	19 013	39 400	94 973	21 497	2 989	13 074
Sub Total		31 952	57 102	85 522	122 136	211 895	226 456	226 168	235 412
Less Payments		-4 934	-4 587	-2 787	-5 214	-4 936	-3 278	-3 830	-5 118
Closing Balance		27 017	52 515	82 736	116 922	204 959	223 178	222 338	230 294
NC067 Khai-Ma (Low)									
Opening Balance	856	2 952	3 808	1 189	2 790	-5 070	-1 729	-7 283	-11 644
Plus Receipts	15 406	40 699	44 663	14 469	21 944	17 644	3 601	2 006	11 423
Sub Total	16 262	43 651	48 471	15 658	24 734	12 574	1 872	-5 277	-2 221
Less Payments	-13 310	-7 081	-7 081	-12 868	-10 654	-13 704	-9 154	-4 367	-9 112
Closing Balance	2 952	2 952	1 189	2 790	-5 670	-1 729	-7 283	-11 644	-9 333
DC6 Namakwa (Medium)									
Opening Balance	12 788	29 881	34 561	36 419	41 368	33 624	44 930	51 898	47 915
Plus Receipts	39 379	14 327	8 230	10 896	2 088	30 493	11 849	2 141	27 232
Sub Total	52 167	44 208	42 791	47 315	43 456	64 117	56 779	54 039	75 147
Less Payments	-18 800	-9 647	-6 371	-5 947	-9 831	-19 187	-4 881	-6 124	-16 400
Closing Balance	33 367	34 561	36 419	41 368	33 624	44 930	51 898	47 915	58 747
NC071 Ubuntu (Medium)									
Opening Balance			25 149	47 703	63 788	78 332	80 244	94 163	116 515
Plus Receipts		25 320	32 656	33 786	28 553	16 097	20 949	23 542	17 061
Sub Total		25 320	57 805	81 490	92 341	94 429	101 193	117 705	133 577
Less Payments		-191	-10 116	-17 720	-14 026	-14 231	-7 030	-1 189	-5 375
Closing Balance		25 129	47 689	63 770	78 315	80 197	94 162	116 515	128 202
NC072 Umsobomvu (Low)									
Opening Balance	-1 328	542	29 514	35 895	20 834	32 177	57 017	65 776	72 611
Plus Receipts	9 879	39 918	15 325	10 337	9 883	33 254	11 456	13 147	7 840
Sub Total	8 551	40 460	44 839	46 232	30 717	65 430	68 473	78 923	80 451
Less Payments	-8 009	-10 946	-8 944	-25 398	1 459	-8 414	-2 696	-6 312	-1 663
Closing Balance	542	29 514	35 895	20 834	32 177	57 017	65 776	72 611	78 788
NC073 Emthanjeni (Medium)									
Opening Balance	45 291	109 429	179 002	289 670	344 365	554 704	631 033	631 033	631 033
Plus Receipts	45 291	76 367	86 857	128 018	72 822	241 783	85 049		
Sub Total	90 582	185 796	265 859	417 688	417 187	796 487	716 082	631 033	631 033
Less Payments	-45 291	-121 659	-196 286	-307 020	-362 492	-586 148	-439 753	-631 033	-631 033
Closing Balance	45 291	109 429	179 002	289 670	344 365	554 704	631 033	631 033	631 033
NC074 Kareeberg (Medium)									
Opening Balance				8 002	12 201	12 201	-26 809	-26 809	-26 809
Plus Receipts		11 336	10 590		46 294				32 392
Sub Total		11 336	18 592	12 201	58 495	12 201	-26 809	-26 809	5 583
Less Payments		-3 334	-6 391	-12 201	-85 304	-26 809	-26 809	-26 809	-13 270
Closing Balance		8 002	12 201	12 201	-26 809	-26 809	-26 809	-26 809	-7 687
NC075 Renosterberg (Medium)									
Opening Balance	-45 245	-31 317	-29 342	-586	12 862	19 294	97 172	-98 785	-88 412
Plus Receipts	22 298	6 453	27 602	12 279	11 239	39 155	1 852	15 805	22 790
Sub Total	-22 947	-24 864	-1 740	11 693	24 102	58 449	99 024	7 020	14 378
Less Payments	-8 370	-4 478	1 154	1 169	-4 808	-15 620	-3 464	-5 432	-5 480
Closing Balance	-31 317	-29 342	-586	12 862	19 294	97 172	-98 785	-88 412	-71 102
NC076 Thembehlhe (Low)									
Opening Balance			30 626	78 642	91 355	107 958	200 722	217 799	235 078
Plus Receipts		30 626	52 145	13 253	18 577	93 432	21 378	19 972	138 570
Sub Total		30 626	82 771	91 895	109 932	201 390	222 100	237 771	373 648
Less Payments			-4 130	-540	-1 974	-668	-4 301	-2 693	-1 353
Closing Balance		30 626	78 642	91 355	107 958	200 722	217 799	235 078	372 295
NC077 Siyathemba (Medium)									
Opening Balance	15 251	51 495	85 541	134 921	163 629	312 824	312 824	330 798	330 798
Plus Receipts	19 602	42 400	37 919	57 823	34 447	154 998		27 265	240 394
Sub Total	34 853	93 895	123 460	192 744	198 076	467 822	312 824	358 063	571 192
Less Payments	-4 351	-6 156	-3 872	-8 443	-5 996	-5 802	-9 311	-7 725	-7 725
Closing Balance	15 251	51 495	85 541	134 921	163 629	312 824	312 824	330 798	563 467
NC078 Siyancuma (Medium)									
Opening Balance		127 684	200 307	246 763	292 386	325 599	527 004	568 301	681 256
Plus Receipts	131 906	80 336	45 503	48 940	38 999	214 797	46 954	121 490	220 643
Sub Total	131 906	208 020	245 810	295 704	331 385	540 396	573 958	689 791	901 899
Less Payments	-4 223	-7 713	-5 046	-6 337	-5 786	-13 373	-5 657	-8 535	-23 479
Closing Balance	127 684	200 307	240 763	289 366	325 599	527 024	568 301	681 256	878 420
DC7 Pixley Ka Seme (NC) (Medium)									
Opening Balance	469	26 290	26 591	25 917	25 006	25 028	39 350	43 538	42 976
Plus Receipts	26 444	2 572	1 376	909	1 166	21 315	318	528	16 041
Sub Total	27 053	28 862	27 967	26 826	26 172	46 344	39 668	44 066	59 017
Less Payments	-763	-2 271	-2 050	-1 821	-1 143	-4 994	-3 869	-1 089	-1 418
Closing Balance	26 290	26 591	25 917	25 006	25 028	39 350	43 538	42 976	57 598
NC082 IKail Garib (Low)									
Opening Balance			100 216	256 467	318 267	386 268	696 547	752 960	833 866
Plus Receipts		100 216	156 251	61 918	68 951	311 015	61 146	90 132	379 294
Sub Total		100 216	256 467	318 385	387 218	697 283	757 692	843 092	1 213 160
Less Payments			-118	-949	-949	-736	-4 732	-9 226	-7 631
Closing Balance		100 216	256 467	318 267	386 268	696 547	752 960	833 866	1 205 529
NC084 IKheis (Low)									
Opening Balance			-518	5 194	7 483	4 235	3 393	11 495	12 603
Plus Receipts		58	18 606	5 456	1 699	95	13 836	553	529
Sub Total		58	18 088	10 650	9 182	6 330	17 229	12 048	13 132
Less Payments		-576	-12 893	-3 167	-1 139	-2 937	-5 735	-555	-1 826
Closing Balance		-518	5 194	7 483	10 321	3 393	11 495	12 603	11 306






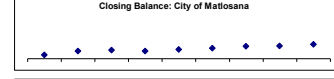

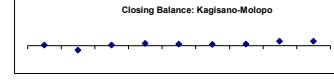

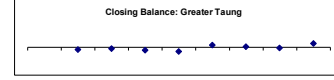
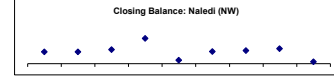
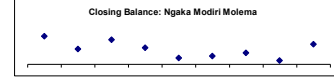
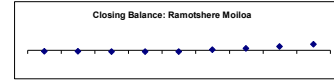
Cash Flow Summary for Financial Year End : 2024

R thousand	July	Aug	Sept	Oct	Nov	Dec	Jan	Feb	Mar
NC085 Tsantsabane (Low)									
Opening Balance		20 009	10 901	16 180	7 391	-130	-29 624	-42 427	-56 307
Plus Receipts	31 648	2 016	21 301	11 202	11 600	2 207	6 305	4 390	8 822
Sub Total	31 648	22 024	32 202	27 382	18 991	-2 377	-23 319	-38 037	-52 485
Less Payments	-11 639	-11 124	-16 621	-19 991	-19 121	-33 001	-19 108	-18 270	-32 538
Closing Balance	20 009	10 901	16 180	7 391	-130	-29 624	-42 427	-56 307	-85 020
NC086 Kgatelopele (Low)									
Opening Balance		311	1 007	-1 223	5 069	8 603	11 371	13 897	16 362
Plus Receipts	319	698	-2 226	6 297	3 626	2 769	2 530	2 465	2 791
Sub Total	319	1 009	-1 219	5 075	8 695	11 372	13 902	16 362	19 153
Less Payments	-8	-2	-3	-6	-93		-5		
Closing Balance	311	1 007	-1 223	5 069	8 603	11 371	13 897	16 362	19 152
NC087 Dawid Kruijer (Medium)									
Opening Balance	33 013	126 611	149 421	156 373	186 529	231 567	279 513	311 607	338 938
Plus Receipts	364 407	170 285	219 659	181 110	179 709	374 562	190 895	207 370	301 578
Sub Total	160 617	194 502	204 574	230 584	260 543	341 572	379 418	378 974	456 468
Less Payments	-33 988	-45 081	-48 001	-44 055	-28 997	-42 059	-27 810	-40 038	-54 265
Closing Balance	126 630	149 421	156 373	186 529	231 567	279 513	311 607	338 938	402 203
DC8 Z F Mgcawu (Medium)									
Opening Balance		-146	1 560	-1 294	-2 797	-4 289	-5 161	23 960	26 878
Plus Receipts			-195	-86		949	29 112	5 000	-6 535
Sub Total		-146	1 365	-1 381	-2 797	-3 340	23 951	28 960	20 343
Less Payments		-146	-2 659	-1 417	-1 492	-1 820	9	-2 083	-1 114
Closing Balance		-146	-1 294	-2 797	-4 289	-5 161	23 960	26 878	19 229
NC091 Sol Plaatje (High)									
Opening Balance	-87 315	-88 362	152 540	198 973	-57 098	103 718	191 357	204 666	156 249
Plus Receipts	364 407	170 285	219 659	181 110	179 709	374 562	190 895	207 370	301 578
Sub Total	277 092	81 923	372 399	380 083	122 611	478 280	382 252	412 036	457 827
Less Payments	-364 714	-126 973	-173 426	-239 590	-216 484	-286 923	-177 586	-255 787	-211 649
Closing Balance	-87 622	-45 050	198 973	140 493	-93 873	191 357	204 666	156 249	246 178
NC092 Dikgatlong (Low)									
Opening Balance		298 323	308 554	300 473	314 721	340 093	328 080	336 299	338 017
Plus Receipts	326 842	21 271	19 563	28 073	38 458	1 554	29 187	21 952	366 016
Sub Total	326 842	319 594	328 118	328 546	353 179	341 647	357 267	358 251	704 033
Less Payments	-28 519	-11 040	-27 644	-13 824	-13 086	-13 567	-20 268	-20 234	-43 581
Closing Balance	298 323	308 554	300 473	314 721	340 093	328 080	336 299	338 017	660 452
NC093 Magareng (Low)									
Opening Balance	828	22 111	28 296	28 296	48 041	38 708	42 578	44 626	47 074
Plus Receipts	40 227	12 293	39 212	39 212	6 339	25 212	9 197	9 197	27 419
Sub Total	41 055	34 404	28 296	67 508	54 380	63 920	51 775	54 024	74 493
Less Payments	-18 850	-4 107	-19 467	-19 467	-15 672	-21 342	-4 949	-4 949	-5 628
Closing Balance	22 205	28 296	28 296	48 041	38 708	42 578	44 626	47 074	68 865
NC094 Phokwane (Medium)									
Opening Balance	-803	7 115	19 662	27 397	19 745	15 029	6 767	678	9 113
Plus Receipts	8 402	14 955	21 763	16 010	14 008	16 064	14 571	15 373	13 951
Sub Total	7 598	22 070	41 425	43 407	33 754	31 093	21 339	16 051	23 064
Less Payments	-484	-8 308	-14 028	-23 662	-18 724	-24 326	-20 661	-6 938	-32 880
Closing Balance	7 115	13 762	27 397	19 745	15 029	6 767	678	9 113	-9 816
DC9 Frances Baard (Medium)									
Opening Balance		117 498	113 840	111 320	105 581	97 346	93 892	89 729	84 166
Plus Receipts			810	139	358	242	1 086	1 086	95 162
Sub Total		117 498	113 840	112 129	105 719	97 703	94 134	90 815	179 329
Less Payments		-6 716	-3 857	-2 500	-6 549	-8 374	-3 811	-4 405	-4 649
Closing Balance		110 782	110 083	109 629	99 170	89 329	90 323	86 410	174 680
NW NORTH WEST									
NW371 Moretele (Low)									
Opening Balance	272 164	467 376	435 643	638 594	631 852	612 164	787 123	763 906	777 494
Plus Receipts	242 214	3 669	45 024	27 032	162	175 205	1 411	2 587	129 829
Sub Total	514 378	471 045	480 667	665 626	632 014	787 369	788 264	766 494	907 323
Less Payments	-46 550	-35 403	-37 919	-19 848	-226	-23 351	-11 001	-29 364	-87 959
Closing Balance	467 828	435 643	442 748	645 778	631 788	764 018	777 263	737 130	819 364
NW372 Madibeng (High)									
Opening Balance	205 609	578 381	614 192	610 180	750 195	729 626	866 599	865 713	910 621
Plus Receipts	704 440	199 207	216 720	364 254	224 592	622 323	179 347	264 303	477 701
Sub Total	910 049	777 588	830 912	974 434	974 787	1 351 948	1 045 946	1 130 017	1 388 322
Less Payments	-333 913	-164 096	-220 731	-202 043	-245 161	-482 605	-180 233	-219 396	-320 645
Closing Balance	576 136	613 492	610 180	772 392	729 626	869 343	865 713	910 621	1 067 676
NW373 Rustenburg (High)									
Opening Balance				842 251	2 638 759	3 542 743	4 931 583	5 628 151	6 766 320
Plus Receipts				842 325	1 796 735	904 088	1 388 940	696 670	1 138 272
Sub Total				842 325	2 638 986	3 542 847	4 931 683	5 628 253	6 766 424
Less Payments				-74	-227	-104	-100	-103	-106
Closing Balance				842 251	2 638 759	3 542 743	4 931 583	5 628 151	6 766 320
NW374 Kgetlengrivier (Low)									
Opening Balance		2 183	54 993	58 486	83 656	80 851	100 808	107 544	110 253
Plus Receipts		75 326	15 338	30 330	2 924	53 933	6 755	8 292	61 327
Sub Total		77 509	70 331	88 817	86 580	134 784	107 562	115 836	171 580
Less Payments		-22 516	-11 845	-5 161	-5 729	-33 976	-18	-5 583	-39 397
Closing Balance		54 993	58 486	83 656	80 851	100 808	107 544	110 253	132 184
NW375 Moses Kotane (Medium)									
Opening Balance	38 843	41 836	38 143	304 839	354 418	351 664	825 845	922 735	943 746
Plus Receipts	-172 900	79 680	316 956	130 573	66 149	323 648	92 549	79 887	242 328
Sub Total	-134 056	121 516	355 099	435 412	420 567	675 312	918 394	1 002 622	1 186 074
Less Payments	175 880	63 372	-50 260	80 994	48 903	150 523	4 341	-58 876	92 314
Closing Balance	41 824	38 143	304 839	354 418	351 664	825 845	922 735	943 746	1 278 388
DC37 Bojanala Platinum (High)									
Opening Balance				296	543	727	800	800	800
Plus Receipts				296	247	184	73		416
Sub Total				296	543	727	800	800	1 217
Less Payments									
Closing Balance				296	543	727	800	800	1 217
NW381 Ratlou (Low)									
Opening Balance		76 790	76 790	104 199	125 333	164 050	183 510	212 254	226 926
Plus Receipts	76 750		27 418	21 154	38 020	22 720	28 021	15 179	66 922
Sub Total	76 750	76 790	104 208	125 353	163 353	186 770	211 531	227 433	293 848
Less Payments	40		9	20	697	3 260	723	508	-130
Closing Balance	76 790	76 790	104 199	125 333	164 050	183 510	212 254	226 926	295 718
NW382 Tswaing (Low)									
Opening Balance		-2 761	-10 430	-119 464	-135 395	-118 219	-137 157	-156 096	-158 823
Plus Receipts		-16 763	-146 483	-17 161	18 741	-84 983	-84 983	56 282	-73 472
Sub Total		-19 524	-156 913	-136 624	-116 654	-203 201	-222 140	-99 813	-232 295
Less Payments		5 838	37 449	1 229	-1 565	66 044	66 044	-59 009	61 290
Closing Balance		-13 686	-119 464	-135 395	-118 219	-137 157	-156 096	-158 823	-171 005
NW383 Matikeng (Low)									
Opening Balance	202 058	413 717	444 873	658 897	690 185	689 625	855 748	855 748	884 135
Plus Receipts	204 256	38 477	230 390	33 054	30 701	122 360	35 673	160 906	
Sub Total	406 315	452 194	675 263	691 950	720 886	811 985	891 421	1 016 654	
Less Payments	14 459	-7 321	-16 366	-1 765	-31 261	-6 245	-7 285	-37 490	
Closing Balance	420 774	444 873	658 897	690 185	689 625	855 748	891 421	1 016 654	



Cash Flow Summary for Financial Year End : 2024

R thousand	July	Aug	Sept	Oct	Nov	Dec	Jan	Feb	Mar
NW384 Ditsobotla (Low)									
Opening Balance						564	1 129	53 350	53 350
Plus Receipts						564	564	52 221	42 962
Sub Total						564	1 129	53 350	96 312
Less Payments									
Closing Balance					564	1 129	53 350	53 350	96 312
NW385 Ramotshere Molloa (Low)									
Opening Balance	146	-21 089	-32 728	-41 198	-41 980	39 460	19 464	53 658	117 348
Plus Receipts	1 509		-2 554	-5	46	4 143	22 464	39 220	48 479
Sub Total	1 655	-21 089	-32 728	-41 202	-41 934	43 603	41 927	92 878	165 827
Less Payments	-30 406	-4 603	-8 917	6 260	-871	-24 307	11 459	23 345	16 476
Closing Balance	-28 751	-25 691	-41 645	-34 942	-42 805	19 296	53 386	116 223	182 303
DC38 Ngaka Modiri Molema (Low)									
Opening Balance	416 981	224 135	365 946	240 792	140 313	151 658	168 064	55 636	295 280
Plus Receipts			2 554	2 243	1 341	1 278	1 194	-1 995	-1 701
Sub Total	416 981	224 135	368 500	243 035	141 654	152 937	169 258	53 641	293 579
Less Payments			-237	1 385	-49 630	-30 418	847	591	6 028
Closing Balance	416 981	224 135	368 155	244 419	92 024	122 518	168 411	54 232	299 406
NW392 Naledi (NW) (Low)									
Opening Balance		34 378	34 378	67 713	74 739	7 839	35 857	38 487	27 901
Plus Receipts	35 923		6 916	19 193	-62 031	32 248	11 767	9 619	1 961
Sub Total	35 923	34 378	41 294	86 906	12 708	40 086	47 624	48 106	29 862
Less Payments	-1 544		-12 165	-3 117	-4 229	-9 136	-3 364	-24 553	5 308
Closing Balance	34 378	34 378	41 294	74 741	9 591	35 857	38 487	44 742	35 170
NW393 Mamusa (Medium)									
Opening Balance	-722	-21 367	-21 772	-39 075	-28 861	-28 861	-28 861	-28 369	-28 369
Plus Receipts	7 073	4 439	5 818	13 216			5 116		38 594
Sub Total	6 351	-16 929	-16 355	-25 859	-28 861	-28 861	-23 745	-28 369	10 226
Less Payments	-11 139	-3 969	-4 506	-3 002			-4 623		-17 264
Closing Balance	-4 788	-20 997	-20 861	-28 861	-28 861	-28 861	-28 369	-28 369	-7 038
NW394 Greater Taung (Medium)									
Opening Balance	-343	-29 725	-19 179	-39 199	-52 826	22 252	3 490	-9 422	
Plus Receipts	7 399	31 978	2 223	2 853	97 457	2 574	2 932	7 464	
Sub Total	7 056	2 253	-16 956	-36 346	44 631	24 826	6 421	61 041	
Less Payments	-36 781	-21 432	-22 242	-16 480	-22 379	-21 336	-15 844	-18 239	
Closing Balance	-29 725	-19 179	-39 199	-52 826	22 252	3 490	-9 422	42 802	
NW396 Lekwa-Teemane (Low)									
Opening Balance	33 231	33 231	33 231	33 231	39 756	47 776	52 782	58 452	69 933
Plus Receipts			6 525	8 020	5 007	5 469	11 481	11 481	5 710
Sub Total	33 231	33 231	39 756	41 251	44 763	53 251	64 263	75 933	75 642
Less Payments									
Closing Balance	33 231	33 231	39 756	47 776	47 776	52 782	58 452	69 933	75 642
NW397 Kagisano-Molopo (Low)									
Opening Balance	697	-5 419	741	2 575	1 617	1 537	1 803	5 425	
Plus Receipts									
Sub Total	697	-5 419	741	2 575	1 617	1 537	1 803	5 425	
Less Payments	697	-6 116	6 160	1 833	-958	-80	266	3 622	
Closing Balance	697	-5 419	741	2 575	1 617	1 537	1 803	5 425	
DC39 Dr Ruth Segomotsi Mompoti (Medium)									
Opening Balance	85 000	284 537	286 096	221 518	224 064	233 825	234 438	235 657	235 657
Plus Receipts	393	1 558	44 601	2 546	9 761	613	1 219		-14 088
Sub Total	85 393	286 096	330 697	224 064	233 825	234 438	235 657	235 657	221 569
Less Payments	22	23							2 591
Closing Balance	85 415	286 096	330 697	224 064	233 825	234 438	235 657	235 657	224 160
NW403 City of Matlosana (High)									
Opening Balance	62 116	574 807	1 202 205	1 135 171	1 202 436	1 361 344	1 555 957	1 852 645	1 881 766
Plus Receipts	760 160	5 79 243	352 670	204 595	250 267	498 240	591 502	855 389	654 946
Sub Total	822 277	1 154 050	1 454 876	1 339 766	1 452 703	1 859 584	2 147 460	2 038 034	2 536 712
Less Payments	-290 127	-1 514 844	-214 932	-242 102	-91 359	-303 627	-294 815	-156 267	-433 707
Closing Balance	532 150	1 102 205	1 239 944	1 097 664	1 361 344	1 555 957	1 852 645	1 881 766	2 103 011
NW404 Maquassii Hills (Medium)									
Opening Balance	34 809	66 562	78 598	71 934	78 192	79 826	118 440	128 591	144 474
Plus Receipts	87 200	25 521	24 442	8 358	35 232	71 422	13 367	13 969	74 302
Sub Total	122 009	92 083	103 040	80 292	113 424	151 247	131 807	142 560	218 776
Less Payments	-46 866	-13 485	-31 306	-2 100	-33 598	-32 808	-3 216	1 914	-23 786
Closing Balance	75 144	78 598	71 934	78 192	79 826	118 440	128 591	144 474	194 990
NW405 J B Marks (High)									
Opening Balance	144 461	213 265	160 498	179 990	146 341	179 921	253 804	198 335	198 334
Plus Receipts	280 298	171 908	170 358	176 348	172 969	269 812	130 603		233 295
Sub Total	424 759	385 173	330 856	356 337	319 310	449 733	384 407	198 335	431 629
Less Payments	-157 447	-224 674	-150 866	-209 991	-139 361	-195 929	-186 072		-229 644
Closing Balance	267 312	160 498	179 990	146 348	179 949	253 804	198 335	198 335	201 985
DC40 Dr Kenneth Kaunda (Medium)									
Opening Balance			142 742	311 241	375 488	364 582	447 134	530 705	568 031
Plus Receipts	43 667		191 410	74 268	718	72 338	105 971	51 923	54 472
Sub Total	43 667		334 152	385 510	376 206	438 920	553 105	582 628	622 503
Less Payments	2 293		-22 910	-10 022	-9 624	8 214	-22 400	-14 597	-40 256
Closing Balance	45 959		311 241	375 488	366 582	447 134	530 705	568 031	582 248
WC WESTERN CAPE									
CPT Cape Town (High)									
Opening Balance	-143 100	12 273 249	12 494 715	12 381 564	7 369 569	10 338 152	7 268 126	7 301 395	
Plus Receipts	6 016 702	4 277 662	5 258 232	4 479 525	16 791	8 540 069	388 286	4 014 014	10 776 101
Sub Total	6 016 702	4 134 562	17 531 881	16 914 241	12 549 355	15 909 638	10 726 437	11 280 140	10 079 496
Less Payments	-6 159 802	-4 456 251	-5 036 764	-4 522 477	-5 179 786	-5 571 487	-3 458 311	-3 980 745	-5 513 426
Closing Balance	-143 100	-323 689	12 494 715	12 381 564	7 369 569	10 338 152	7 268 126	7 301 395	12 566 070
WC011 Matzikama (Medium)									
Opening Balance	18 509	21 383	27 435	37 437	-38 477	-52 183	-93 291	-103 932	
Plus Receipts	72 049	35 185	34 548	39 983	42 135	31 033	30 552	50 410	
Sub Total	90 558	56 568	61 983	77 420	3 658	-21 150	-62 738	-53 522	
Less Payments	-69 175	-29 133	-24 547	-115 897	-58 842	-72 141	-41 194	-54 481	
Closing Balance	21 383	27 435	37 437	37 437	-38 477	-52 183	-93 291	-103 932	
WC012 Cederberg (Low)									
Opening Balance	28 854	93 265	110 078	123 695	131 046	145 800	180 711	184 229	199 485
Plus Receipts	81 840	28 922	33 000	30 154	34 081	40 007	27 296	26 926	79 480
Sub Total	110 694	122 187	143 078	153 849	165 127	185 807	208 007	211 155	278 966
Less Payments	-17 352	-12 110	-19 383	-22 803	-20 127	-14 096	-23 777	-11 669	-25 508
Closing Balance	93 342	110 078	123 695	131 046	145 800	180 711	184 229	199 485	253 458
WC013 Bergrivier (Medium)									
Opening Balance	174 894	196 442	195 379	182 969	173 697	147 834	167 300	160 049	157 960
Plus Receipts	66 196	43 474	34 916	35 782	39 532	59 091	33 229	33 989	54 118
Sub Total	241 090	239 916	230 295	218 750	213 229	206 925	200 529	194 037	212 078
Less Payments	-44 526	-44 538	-47 326	-45 053	-65 395	-39 625	-40 480	-36 077	-43 472
Closing Balance	196 564	195 379	182 969	173 697	147 834	167 300	160 049	157 960	168 606



Cash Flow Summary for Financial Year End : 2024

R thousand	July	Aug	Sept	Oct	Nov	Dec	Jan	Feb	Mar
WC014 Saldanha Bay (High)									
Opening Balance	781 645	726 273	698 550	674 244	709 613	684 782	713 338	790 020	793 669
Plus Receipts	173 406	130 663	125 119	166 206	125 881	175 897	210 778	118 681	196 157
Sub Total	955 051	856 936	823 669	840 450	835 494	860 679	924 116	908 701	989 827
Less Payments	-228 778	-158 386	-149 424	-130 937	-150 712	-147 340	-134 096	-115 032	-146 332
Closing Balance	726 273	698 550	674 244	709 613	684 782	713 338	790 020	793 669	843 495
WC015 Swartland (Medium)									
Opening Balance	722 017	837 190	841 916	866 007	873 585	891 341	898 866	900 400	704 331
Plus Receipts	149 807	78 927	111 100	112 656	152 580	75 672	152 580	-123 292	164 774
Sub Total	871 824	916 117	953 016	978 663	1 026 165	967 013	1 051 446	777 108	869 105
Less Payments	-34 634	-74 202	-87 009	-76 232	-94 900	-145 055	-74 139	-72 777	-119 734
Closing Balance	837 190	841 916	866 007	873 585	891 341	898 866	900 400	704 331	749 371
DC1 West Coast (Medium)									
Opening Balance		6 834	351 394	370 303	365 542	340 036	344 234	305 861	317 880
Plus Receipts	16 506		27 871	17 271	5 192	1 340	14 786	41 300	4 271
Sub Total	16 506	14 215	379 264	387 573	370 735	347 376	359 020	347 241	322 151
Less Payments	-9 472	-7 250	-8 962	-22 031	-30 499	-3 142	-53 159	-29 361	-38 098
Closing Balance	6 834	7 065	370 303	365 542	340 036	344 234	305 861	317 880	284 053
WC022 Witzenberg (Low)									
Opening Balance		86 978	288 121	318 048	344 389	369 488	417 262	434 515	550 703
Plus Receipts	100 863	63 457	82 817	65 630	66 016	89 031	46 242	158 721	103 253
Sub Total	100 863	150 435	370 938	383 678	410 405	458 519	463 503	593 236	653 956
Less Payments	-13 884	-89 116	-52 890	-39 289	-40 917	-41 257	-28 989	-42 533	-50 881
Closing Balance	86 978	61 320	318 048	344 389	369 488	417 262	434 515	550 703	603 074
WC023 Drakenstein (High)									
Opening Balance	445 270	799 262	1 016 144	958 481	1 095 027	1 337 192	1 269 475	904 583	958 927
Plus Receipts	596 270	540 000	212 385	333 473	589 600	280 891	-248 311	264 477	504 137
Sub Total	1 041 541	1 339 262	1 228 529	1 292 154	1 684 628	1 618 083	1 021 163	1 169 240	1 463 063
Less Payments	-242 279	-343 138	-270 048	-197 126	-347 436	-348 408	-174 580	-210 333	-447 540
Closing Balance	799 262	1 016 144	958 481	1 095 027	1 337 192	1 269 475	904 583	958 927	1 015 523
WC024 Stellenbosch (High)									
Opening Balance		308 900	881 920	936 225	1 195 905	1 180 038	1 292 674	1 552 963	1 678 189
Plus Receipts	394 423	195 633	197 411	207 746	173 865	235 106	172 180	178 390	287 900
Sub Total	394 423	504 533	1 079 331	1 143 971	1 369 770	1 415 144	1 464 853	1 731 354	1 966 179
Less Payments	-85 523	-202 913	-143 106	-51 934	-189 732	-122 470	88 110	-53 165	-59 562
Closing Balance	308 900	301 619	936 225	1 195 905	1 180 038	1 292 674	1 552 963	1 678 189	1 906 617
WC025 Breede Valley (High)									
Opening Balance		123 440	148 364	311 343	374 536	330 407	391 181	419 354	439 961
Plus Receipts	161 159	127 134	112 291	85 911	87 081	141 452	85 785	85 469	191 346
Sub Total	161 159	245 282	261 055	397 313	401 617	472 053	476 966	504 963	631 306
Less Payments	-37 711	-96 419	-108 710	-82 777	-71 016	-80 872	-57 412	-65 003	-115 180
Closing Balance	123 448	148 764	152 344	314 536	330 601	391 181	419 354	439 961	516 125
WC026 Langeberg (Medium)									
Opening Balance	365 039	439 037	434 760	404 002	399 667	368 368	369 580	351 326	377 226
Plus Receipts	126 566	81 487	68 181	75 422	68 980	100 408	75 967	119 087	137 055
Sub Total	491 605	520 524	502 942	479 424	468 647	468 776	445 546	470 413	514 281
Less Payments	-52 569	-85 763	-98 939	-79 757	-100 279	-99 196	-94 220	-93 187	-97 637
Closing Balance	439 037	434 760	404 002	399 667	368 368	369 580	351 326	377 226	416 645
DC2 Cape Winelands DM (Medium)									
Opening Balance	643 542	555 568	596 997	466 009	392 548	379 760	377 755	326 036	305 680
Plus Receipts	48 757	-13 836	4 158	-16 295	17 824	-19 538	11 239	14 882	76 299
Sub Total	692 299	541 732	511 155	449 714	410 372	399 298	388 995	340 917	381 979
Less Payments	-136 731	-34 735	-45 145	-57 166	-30 411	-21 543	-42 959	-35 238	-42 471
Closing Balance	555 568	506 997	466 009	392 548	379 760	377 755	326 036	305 680	339 508
WC031 Theewaterskloof (Medium)									
Opening Balance	85 861	72 372	85 521	113 844	133 211	161 177	174 486	221 640	276 533
Plus Receipts	92 804	57 203	65 003	40 176	48 497	78 123	56 374	85 295	112 773
Sub Total	178 664	129 575	150 524	154 020	181 708	239 299	230 860	306 935	389 306
Less Payments	-106 349	-44 054	-36 680	-20 809	-20 532	-64 813	-9 220	-30 402	-52 448
Closing Balance	72 316	85 521	113 844	133 211	161 177	174 486	221 640	276 533	336 858
WC032 Overstrand (High)									
Opening Balance		-96 208	-206 750	-330 074	-458 090	-1 043 823	-1 168 814	-1 156 138	-1 096 110
Plus Receipts	36 723	32 678	33 316	35 271	1 015 598	399 850	65 126	14 102	41 001
Sub Total	36 723	-63 530	-173 434	-294 803	557 508	-1 353 672	-1 233 940	-1 170 239	-1 137 111
Less Payments	-132 931	-143 220	-156 439	-163 287	-160 222	-184 858	-77 802	-74 129	-78 901
Closing Balance	-96 208	-206 750	-330 074	-458 090	397 286	-1 168 814	-1 156 138	-1 170 239	-1 058 211
WC033 Cape Agulhas (Low)									
Opening Balance	119 249	114 898	122 071	263 107	265 061	254 640	259 007	259 082	257 634
Plus Receipts	42 326	34 639	30 664	44 077	39 722	46 152	31 118	32 558	47 256
Sub Total	161 575	149 536	152 735	307 184	304 783	300 793	290 125	291 639	304 890
Less Payments	-47 003	-27 466	-110 372	-42 123	-50 143	-41 786	-31 043	-34 005	-34 238
Closing Balance	114 571	122 071	263 107	265 061	254 640	259 007	259 082	257 634	270 651
WC034 Swellendam (Low)									
Opening Balance		31 170	163 897	209 522	191 946	109 128	136 202	129 196	149 958
Plus Receipts	36 802	21 945	22 280	9 243	37 900	45 335	21 379	42 627	43 920
Sub Total	36 802	53 115	186 176	218 765	229 846	154 463	157 581	171 823	243 878
Less Payments	-5 632	-10 991	23 346	-26 819	-120 718	-18 261	-28 385	-21 864	-32 904
Closing Balance	31 170	42 123	209 522	191 946	109 128	136 202	129 196	149 958	210 974
DC3 Overberg (Medium)									
Opening Balance		233	8 236	35 963	28 221	17 216	9 699	5 389	-6 116
Plus Receipts	3 012	15 051	2 725	2 632	4 057	3 596	3 002	2 972	79 306
Sub Total	3 012	15 284	10 961	38 595	32 278	20 812	12 701	8 361	73 189
Less Payments	-2 779	-7 047	-6 869	-10 364	-15 062	-11 113	-7 312	-14 477	-15 021
Closing Balance	233	8 236	4 093	28 221	17 216	9 699	5 389	-6 116	58 168
WC041 Kannaland (Medium)									
Opening Balance		24 744	33 602	67 514	47 745	44 080	44 681	47 075	74 031
Plus Receipts	25 432	17 516	15 702	9 839	11 623	20 539	10 525	26 671	34 262
Sub Total	25 432	42 260	49 305	77 353	59 368	64 619	55 206	73 746	108 293
Less Payments	-688	-8 657	-2 520	-29 608	-15 288	-19 938	-8 130	285	-7 655
Closing Balance	24 744	33 602	46 784	47 745	44 080	44 681	47 075	74 031	100 638
WC042 Hessequa (Medium)									
Opening Balance	403 385	459 726	489 799	546 473	574 816	612 729	578 365	606 345	620 112
Plus Receipts	188 142	103 118	194 580	122 879	203 670	168 230	139 356	121 536	461 074
Sub Total	591 527	562 844	684 379	669 352	778 486	780 959	717 720	727 881	1 081 186
Less Payments	-143 329	-73 045	-137 905	-94 536	-165 756	-202 594	-111 375	-107 769	-218 035
Closing Balance	448 198	489 799	546 473	574 816	612 729	578 365	606 345	620 112	863 151
WC043 Mossel Bay (High)									
Opening Balance	613 723	680 626	768 514	854 112	921 147	969 369	1 077 367	1 145 135	1 205 512
Plus Receipts	96 545	104 137	104 876	109 290	105 847	153 734	108 315	112 941	142 136
Sub Total	710 268	784 764	873 390	963 402	1 026 994	1 123 103	1 185 681	1 258 076	1 347 648
Less Payments	-29 642	-16 250	-19 278	-42 255	-57 625	-45 736	-40 546	-52 564	-51 004
Closing Balance	680 626	768 514	854 112	921 147	969 369	1 077 367	1 145 135	1 205 512	1 296 645
WC044 George (High)									
Opening Balance		692 187	2 050 445	2 101 472	2 584 490	2 819 056	3 094 150	2 410 241	3 503 195
Plus Receipts	1 114 452	1 013 010	282 553	930 326	461 203	584 623	345 496	1 271 448	1 340 802
Sub Total	1 114 452	1 705 197	2 332 999	3 031 798	3 045 693	3 403 679	3 439 646	3 681 689	4 843 997
Less Payments	-422 265	-498 627	-231 527	-447 308	-447 308	-309 529	-185 529	-178 494	-253 940
Closing Balance	692 187	1 206 569	2 101 472	2 584 490	2 819 056	3 094 150	3 254 117	3 503	

Cash Flow Summary for Financial Year End : 2024

R thousand	July	Aug	Sept	Oct	Nov	Dec	Jan	Feb	Mar
WC045 Oudshoorn (Medium)									
Opening Balance	129 131	133 580	117 134	95 477	85 446	77 697	99 368	85 034	67 166
Plus Receipts	95 868	75 891	68 660	66 662	64 814	104 951	77 552	58 755	90 284
Sub Total	224 999	209 472	185 794	162 140	150 261	182 647	176 919	143 789	157 451
Less Payments	-91 419	-92 360	-90 117	-76 713	-72 544	-83 280	-70 964	-76 623	-74 797
Closing Balance	133 580	117 122	95 477	85 446	77 697	99 368	105 954	67 166	82 653
WC047 Bitou (Medium)									
Opening Balance		-20 153	99 457	128 391	125 774	104 873	70 646	78 311	65 721
Plus Receipts	484	1 165	2 229	926	1 351	1 359	803	823	1 937
Sub Total	484	-18 988	101 685	129 317	127 125	106 232	71 449	79 133	67 658
Less Payments	-20 637	23 367	26 706	-10 400	-15 395	-35 586	6 861	-13 412	-25 630
Closing Balance	-20 153	4 379	128 391	118 917	111 730	70 646	78 311	65 721	42 028
WC048 Knysna (Medium)									
Opening Balance	20 358	73 692	90 577	104 697	123 057	149 412	147 025	150 301	141 727
Plus Receipts	118 051	72 952	69 336	63 779	77 180	87 209	81 275	71 485	116 657
Sub Total	139 209	146 644	159 913	168 476	200 237	236 621	228 300	221 786	258 384
Less Payments	-65 576	-56 067	-55 216	-45 419	-50 825	-69 596	-77 999	-80 059	-78 497
Closing Balance	73 692	90 577	104 697	123 057	149 412	147 025	150 301	141 727	179 887
DC4 Garden Route (Medium)									
Opening Balance	97 950	182 376	150 009	145 193	100 985	55 585	82 760	51 590	51 078
Plus Receipts	91 310	8 507	8 837	5 575	6 658	68 976	4 680	39 660	67 402
Sub Total	189 260	190 882	158 846	150 768	107 643	124 561	87 440	91 251	118 480
Less Payments	-6 884	-40 873	-56 106	-49 783	-52 058	-41 801	-35 850	-40 172	-48 761
Closing Balance	182 376	150 009	102 740	100 985	55 585	82 760	51 590	51 078	69 719
WC051 Laingsburg (Medium)									
Opening Balance	2 477	107 643	103 948	102 079	97 955	108 610	111 380	112 276	108 804
Plus Receipts	112 679	7 121	4 601	4 902	18 838	13 790	6 563	5 594	20 095
Sub Total	115 156	114 764	110 549	106 981	116 794	122 400	117 943	117 870	128 900
Less Payments	-7 513	-10 816	-8 470	-9 025	-8 183	-11 020	-5 664	-9 064	-9 008
Closing Balance	107 643	103 948	102 079	97 955	108 610	111 380	112 276	108 804	119 892
WC052 Prince Albert (Medium)									
Opening Balance	52 395	89 807	101 656	112 760	138 033	143 505	165 257	168 080	176 398
Plus Receipts	39 279	15 949	19 069	31 185	14 961	31 802	9 738	16 174	34 375
Sub Total	91 674	105 755	120 725	143 945	152 994	175 307	174 995	184 255	210 774
Less Payments	-1 867	-4 100	-7 965	-5 913	-9 489	-10 050	-6 914	-7 854	-6 795
Closing Balance	89 807	101 656	112 760	138 033	143 505	165 257	168 080	176 398	203 979
WC053 Beaufort West (Medium)									
Opening Balance		9 019	9 019	-51 265	-79 291	27 333	38 704	24 925	36 552
Plus Receipts	51 114		50 141	16 487	144 380	50 110	15 974	19 133	-32 793
Sub Total	51 114	9 019	59 161	-34 778	65 089	77 443	54 678	44 058	-3 758
Less Payments	-42 095		-110 426	-44 713	-37 756	-38 739	-29 953	-22 778	53 935
Closing Balance	9 019	9 019	-51 265	-79 291	27 333	38 704	24 925	21 280	57 693
DC5 Central Karoo (Medium)									
Opening Balance		27 458	75 195	102 382	127 625	152 902	262 509	269 216	355 304
Plus Receipts	36 242	51 975	37 426	34 328	31 274	102 019	12 932	92 206	143 947
Sub Total	36 242	79 434	112 621	136 710	158 899	254 921	275 440	361 422	499 252
Less Payments	-8 783	-4 239	-10 239	-9 085	-5 997	-3 721	-6 224	-6 118	-5 318
Closing Balance	27 458	75 195	102 382	127 625	152 902	251 199	269 216	355 304	493 933

Source: National Treasury Local Government Database

